

SINDH PUBLIC PROCUREMENT REGULATORY AUTHORITY

CONTRACT EVALUATION REPORT

1.	NAME OF ORGANIZATION/DEPARTMENT	People's Medical College Hospital, Nawabshah, Shaheed Benazir Abad.
2.	PROVINCIAL/LOCAL GOVT./OTHER	Provincial
3.	TITLE OF CONTRACT	Purchase of Machinery / Equipment, Furniture / fixture & Transport (Ambulance) under SNE-2011-12 for PMCH Nawabshah.
4.	TENDER NUMBER.	-
5.	BRIEF DESCRIPTION OF CONTRACT	Purchase of Machinery / Equipment, Furniture / fixture & Transport (Ambulance) under SNE-2011-12 for PMCH Nawabshah.
6.	FORUM THAT APPROVED THE SCHEME	Government of Sindh Health Department Endorsed by Finance Department vide FD(B&E-V)7(33)/2011 dated 02.04.2012.
7.	TENDER ESTIMATED VALUE	13.66 (Millions)
8.	ENGINEER'S ESTIMATE (For civil works only)	Not Applicable
9.	ESTIMATED COMPLETION PERIOD (as per PC-1)	Not Applicable
10.	TENDER OPENED ON (DATE & TIME)	20.04.2012(2.00 p.m.) Opening of Technical Bid. 19.05.2012(1.00 p.m.) Opening of Financial Bid.
11.	NUMBER OF TENDER DOCUMENTS SOLD (Attach list of Buyers)	Selling points were more than one. Tenders sold at this Hospital were (04) Four. List from the Government is not received yet.
12.	NUMBER OF BIDS RECIEVED	17 (Seventeen)
13.	NUMBER OF BIDDERS PRESENT AT THE TIME OF OPENING OF BIDS.	13 (Thirty Three)
14.	BID EVALUATION REPORT	Copy of Technical Evaluation / Scrutiny duly signed by the procurement committee is enclosed.
15.	NAME & ADDRESS OF THE SUCCESFUL BIDDER.	Enclosed.
16.	CONTRACT AWARD PRICE	List Enclosed.
17.	RANKING OF SUCCESFUL BIDDER IN EVALUATION REPORT (i.e. 1 st , 2 nd , 3 rd EVALUATION BID)	Comparative Statement Enclosed.

18. METHOD OF PROCUREMENT	Single Stage- Two Envelop Procedure.
---------------------------	--------------------------------------

19. APPROVING AUTHORITY FOR AWARD OF CONTRACT. **Medical Superintendent,
PMC Hospital Nawabshah
& Project Director of
Trauma Centre**

20. WHETHER PROCUREMENT WAS INCLUDED IN ANNUAL PROCUREMENT PLAN.

Yes		No	✓
-----	--	----	---

21. ADVERTISEMENT.

i. SPPRA Website.

Yes	✓
No	

ii. News Papers
(If yes give names of Newspapers and dates).

Yes	✓
No	

23. WHETHER QUALIFICATION CRITERIA WAS INCLUDED IN BIDDING / TENDER DOCUMENTS (If yes, enclose a copy)

Yes	✓	No.	
-----	---	-----	--

24. WHETHER BID EVALUATIONM CRITERIA WAS INCLUDED IN BIDDING / TENDER DOCUMENTS (If yes, enclose a copy)

Yes	✓	No.	
-----	---	-----	--

25. APPROVAL OF COMPETENT AUTHORITY WAS OBTAINED FOR USING A METHOD OTHER THAN OPEN COMPETATIVE BIDDING.

Open Competitive method Used.

26. WHETHER BID SECURITY OBTAINED FROM ALL THE BIDDERS.

Yes	✓	No.	
-----	---	-----	--

27. WHETHER THE SUCCESSFUL BID WAS LOWEST EVALUATED BID.

Yes	✓	No.	
-----	---	-----	--

28. WHETHER THE SUCCESSFUL BIDDER WAS TECHNICALLY COMPLIANT?

Yes	✓	No.	
-----	---	-----	--

29. WHETHER THE NAME OF BIDDERS AND THEIR QUOTED PRICES WERE READ OUT AT THE TIME OF OPENING OF BIDS?

Yes	<input checked="" type="checkbox"/>	No.	<input type="checkbox"/>
-----	-------------------------------------	-----	--------------------------

30. WHETHER THE EVALUATION REPORT GIVEN TO THE BIDDERS BEFORE THE AWARD OF CONTRACT?
(Attach copy of Bid Evaluation report)

Yes	<input checked="" type="checkbox"/>	No.	<input type="checkbox"/>
-----	-------------------------------------	-----	--------------------------

31. ANY COMPLAINT RECEIVED
(If yes, result thereof)

Yes.	<input type="checkbox"/>	No.	<input checked="" type="checkbox"/>
------	--------------------------	-----	-------------------------------------

32. ANY DEVIATION FROM THE SPECIFICATIONS GIVEN IN THE TENDER NOTICE/DOCUMENTS
(If yes, give details)

Yes.	<input type="checkbox"/>	No.	<input checked="" type="checkbox"/>
------	--------------------------	-----	-------------------------------------

33. ANY EXTENSION MADE IN RESPONSE TIME?
(If yes, give details)

Yes.	<input type="checkbox"/>	No.	<input checked="" type="checkbox"/>
------	--------------------------	-----	-------------------------------------

34. DEVIATION FROM QUALIFICATION CRITERIA?
(If yes, give detailed reasons)

Yes.	<input type="checkbox"/>	No.	<input checked="" type="checkbox"/>
------	--------------------------	-----	-------------------------------------

35. WAS IT ASSURED BY THE PROCURING AGENCY THAT THE SELECTED FIRM IS NOT BLACK LISTED?

Yes	<input checked="" type="checkbox"/>	No.	<input type="checkbox"/>
-----	-------------------------------------	-----	--------------------------

36. WAS A VISIT MADE BY ANY OF OFFICER/ OFFICIAL OF THE PROCURING AGENCY TO THE SUPPLIERS PREMISES IN CONNECTION WITH THE PROCUREMENT? IF SO, DETAILS TO BE ASCERTAINED REGARDING FINANCING OF VISIT, IF ABROAD: (If yes, enclose a copy).

Yes.	<input type="checkbox"/>	No.	<input checked="" type="checkbox"/>
------	--------------------------	-----	-------------------------------------

37. WERE PROPER SAFE GUARDS PROVIDED ON MOBILIZATION ADVANCE PAYMENTS IN THE CONTRACT (bank Guarantee ETC)?

Bank Guarantee			
----------------	--	--	--

38. SPECIAL CONDITIONS, IF ANY
(If Yes, give brief description).

Yes.	<input type="checkbox"/>	No.	<input checked="" type="checkbox"/>
------	--------------------------	-----	-------------------------------------

39. DATE OF CONTRACT:

under process / Letter of intent issued to the successful bidders.

Signature & Official Stamp of Authorized Officer



TECHNICAL EVALUATION.

TECHNICALLY APPROVED PRODUCTS / ITEMS

"For Machinery / Equipments"

Tender opened on 30.04.2012
UNDER SNE-2011-12

P.M.C. HOSPITAL, NAWAB SHAH, SHAHEED BENAZIR ABAD

**Technical Scrutiny of Tender for Machinery / Equipments invited under SNE - 2011-12
for PMC Hospital Nawabshah, SHAHEED BENAZIR ABAD**

S. #	Description of Store	Qty	M/ All Med Solutions	M/S BIOS	M/S Biotech Pakistan	M/S Lab Link	M/S Latif Brother	M/S Life One
1	<p>Transport ventilator: Unit should have Invasive and non invasive ventilation for adults and children Pressure modes with optional volume guarantee Leakage- and valve ventilation. Up to three ventilation presetting. Should have low noise level built-in compressor. Ventilation modes should include PCV mode, APCV mode, PSV mode, PSV-S mode, CPAP mode, S mode, T mode, ST mode. Power Supplies: Mains operation 100 ... 240 V AC (-20 %, +10 %), 50 ... 60 Hz. DC operation 24 V DC / 5 A. Internal battery operation Lithium-ion battery 28.8 V (nominal voltage); 2.25 Ah</p> <p>Origin: W. Europe, USA, Japan.</p>	01	<p>Philips Respironics Trilogy 202 Portable Ventilator. MRI Compatible Philips Respironics, USA</p>	<p>2 Transport Ventilator, MRI Compatible, Model pNeuton A, Airon, USA</p>	<p>3 LTV-1200, Pulmonary System, CAREFUSION USA</p>	<p>4 Sirio Plus Lung Ventilator for Emergency, Transport & Intensive Care. Stare, Italy</p>	N/Q	N/Q
2	<p>Bi-Pap. Non invasive ventilator. Modes: CPAP, S, ST. Biflex available on S mode. Timed inspiration: 0.5 to 3.0 sec. IPAP: 4 to 25 cm H2O EPAP: 4 to 25 cm H2O CPAP: 4 to 20 cm H2O Ramp : 0 to 45 min. Breath Rate: 0 to 30 BMP Alarm: Patient disconnect, Apnea, low minute ventilation. Sound Level: 30 dBA at 10 cm H2O pressure or less. Voltage 100 to 240 VAC, 50/60 Hz, 2.1 A, DC Power: 12 VDC, 5.0 A. Displayed parameters: Patient Pressure, Leak, Tidal Volume, Minute Ventilation & Respiratory Rate. Origin: W. Europe, USA, Japan.</p>	01	N/Q	<p>Bi-Pap Machine. Dreamstar DUOST volve Sefam, France</p>	N/Q	<p>VPAP IV/ Elisee, ResMed Australia</p>	N/Q	N/Q

Technical Scrutiny of Tender of Machinery / Equipments Under SNE - 2011-12. PMCH Nawabshah, SBA.

[Handwritten signatures and initials]

**Technical Scrutiny of Tender for Machinery / Equipments invited under SNE - 2011-12
for PMC Hospital Nawabshah, SHAHEED BENAZIR ABAD**

S. #	Description of Store	Qty	M/Noor International	M/S Pak Traders	M/S Quantum	M/S Strongman	M/S Universal
1.	<p>Transport ventilator: Unit should have Invasive and non invasive ventilation for adults and children Pressure modes with optional volume guarantee Leakage- and valve ventilation. Up to three ventilation presetting. Should have low noise level built-in compressor. Ventilation modes should include PCV mode, APCV mode, PSV mode, PSV-S mode, CPAP mode, S mode, T mode, ST mode. Power Supplies. Mains operation 100 ... 240 V AC (-20 %, +10 %), 50 ... 60 Hz. DC operation 24 V DC / 5 A. Internal battery operation Lithium-Ion battery 28.8 V (nominal voltage); 2.25 Ah</p> <p>Origin: W. Europe, USA, Japan.</p>	01	<p>Portable Ventilator ParaPAC Plus Pneumatically powered Light weight MRI compatible Smiths Med. Int' Ltd. UK</p>	<p>Mobile Ventilation System Model: Alta, Stephan, Germany</p>	N/Q	N/Q	<p>Portable Ventilator HT-70 Pneumatically powered Light weight MRI compatible Newport USA</p>
2.	<p>Bi-Pap. Non invasive ventilator. Modes: CPAP, S, ST. Biflex available on S mode. Timed inspiration: 0.5 to 3.0 sec. IPAP: 4 to 25 cm H2O EPAP: 4 to 25 cm H2O CPAP: 4 to 20 cm H2O Ramp : 0 to 45 min. Breath Rate: 0 to 30 BMP Alarm: Patient disconnect, Apnea, low minute ventilation. Sound Level: 30 dBA at 10 cm H2O pressure or less. Voltage 100 to 240 V AC, 50/60 Hz, 2.1 A, DC Power: 12 VDC, 5.0 A. Displayed parameters: Patient Pressure, Leak, Tidal Volume, Minute Ventilation & Respiratory Rate. Origin: W. Europe, USA, Japan.</p>	01	<p>Bi-Pap Machine Portable Model Trend-II Bilevel ST-30 Hoffrichter Germany</p>	N/Q	N/Q	N/Q	N/Q

Technical Scrutiny of Tender of Machinery / Equipments Under SNE - 2011-12. PMCH Nawabshah, SBA.








S. #	Description of Store	Qty	M/ All Med Solutions	M/S BIOS	M/S Biotech Pakistan	M/S Lab Link	M/S Latif Brother	M/S Life One
3.	<p>Surgical Microscope for Neuro with Binocular Assistant (Neuro-Surgery Microscope).</p> <p>Brilliant optical quality with superior manoeuvrability. The working distance-based illumination provides enough light for the deepest operative sites while providing more safety for the patient. The motorized multi focus lens offers 207mm to 470mm working distance, which makes the microscope ideal for many types of surgical procedures. Two independent 180W xenon illumination systems provide the surgeon a high degree of convenience and reliability.</p> <p>Technical Specifications:</p> <p>Magnification : 6:1 zoom Working distance: 207mm to 470mm, variable through motorized multifocal lens; manually adjustable. Focusing Motorized or manual via multifocal lens, manually adjustable Eyepieces Wide field eyepiece for eyeglass wearers 10x and 12.5x, dioptic setting +/- 5 with adjustable Eye cup Objective.</p> <p>Multifocal lens, 207mm to 470mm variable working Distance Main illumination High performance 180-Watt xenon lamp through fiber optic. Illumination. Illumination field diameter with Gaussian light Distribution Field diameter Automatically adjusted to the field of vision and manually adjustable Emergency lamp High performance 180-watt xenon lamp through fiber optic</p> <p>Optical Data: Magnification range : 1.2 to 12.8 with 10x eyepiece Field of view diameter: 16.5mm to 180mm with 10x eyepiece</p> <p>Binocular Assistant</p> <p>Video System Complete with Camera, Monitor & Recorder.</p> <p>Floor Stand Type : Floor stand with 5 mechanical brakes</p> <p>Balancing: Manual and electrical balancing</p> <p>Hand grips : Controls for microscope zoom position, variable working distance via multifocal lens, includes free programmable buttons Control unit Graphic LCD data display with background illumination, menu provides up to 10 user-specific configurations.</p> <p>Origin: W. Europe, USA, Japan</p>	01	1	2	3	4	5	6
			N/Q	N/Q	N/Q	N/Q	OPMI PICO Sta of Art Microscope for Neuro-Surgery With Apochromatic Optics & Binocular Assistant Attachment Carl-Zeiss Germany	Surgical Microscope for Neuro-Surgery With Binocular Assistant Attachment Model-M400E LEICA Germany.

Technical Scrutiny of Tender of Machinery / Equipments Under SNE - 2011-12. PMCH Nawabshah, SBA.

[Handwritten signatures and initials]

S. #	Description of Store	Qty	M/Noor International	M/S Pak Traders	M/S Quantum	M/S Strongman	M/S Universal
3.	<p>Surgical Microscope for Neuro with Binocular Assistant (Neuro-Surgery Microscope).</p> <p>Brilliant optical quality with superior maneuverability. The working distance-based illumination provides enough light for the deepest operative sites while providing more safety for the patient. The motorized multi focus lens offers 207mm to 470mm working distance, which makes the microscope ideal for many types of surgical procedures. Two independent 180W xenon illumination systems provide the surgeon a high degree of convenience and reliability.</p> <p>Technical Specification: Magnification: 6:1 zoom Working distance: 207mm to 470mm, variable through motorized multifocal lens; manually adjustable Focusing Motorized or manual via multifocal lens, manually adjustable Eyepieces: Wide field eyepiece for eyeglass wearers 10x and 12.5x, dioptric setting +/- 5 with adjustable Eye cup Objective. Multifocal lens, 207mm to 470mm variable working Distance Main illumination High performance 180-watt xenon lamp through fiber optic illumination. Illumination field diameter with Gaussian light Distribution Field diameter Automatically adjusted to the field of vision and manually adjustable Emergency lamp High performance 180-watt xenon lamp through fiber optic</p> <p>Optical Data Magnification range :1.2 to 12.8 with 10x eyepiece Field of view diameter: 16.5mm to 180mm with 10x eyepiece</p> <p>Binocular Assistant Video System Complete with Camera, Monitor & Recorder. Floor Stand Type : Floor stand with 5 mechanical brakes Balancing: Manual and electrical balancing Hand grips : Controls for microscope zoom position, variable working distance via multifocal lens, includes five programmable buttons Control unit Graphic LCD data display with background illumination, menu provides up to 10 user-specific configurations.</p> <p>Origin: W. Europe, USA, Japan</p>	01	7	8	9	10	11
			N/Q	<p>Operating Microscope OM-8 with Binocular Assistant Scope, Tagaki Seiko Japan</p>	<p>Neuro-Surgery Microscope Model: Evaluation ZOOM Make: Seiler Precision Microscopes USA</p>	N/Q	N/Q

Technical Scrutiny of Tender of Machinery / Equipments Under SNE - 2011-12. PMCH Nawabshah, SBA.

S.#	Description of Store	Qty	M/ All Med Solutions	M/S BIOS	M/S Biotech Pakistan	M/S Lab Link	M/S Latif Brother	M/S Life One	
4.	<p>Flexible Video Colonoscope.</p> <p>Specification: Instrument channel: 2.8mm, Diameter: 10.6mm, Diameter distal: 12.2mm, Working length: 1600mm, Resolution 480000 Pixels, Bending section: Up: 180°/200° D 150°, Down: Left/Right: 10°/150°</p> <p>Consisting of: Polyoctomy snare, Injection needle and spray catheter</p> <p>2 TELECAM SL II 1-Chip Camera Control Unit (CCU), with integrated 1 Image Processing Module, Color System: PAL/NTSC, Power Supply: 100-240 VAC, 50/60 Hz</p> <p>Telecam SL II Camera Control Unit consisting of</p> <p>Main Cord</p> <p>BNC-Connecting Cable, length 180 cm</p> <p>S-Video (Y/C) Connecting Cable, length 180 cm</p> <p>2 Connecting Cables, for remote control of Video-Printers DV Cable, length 500 cm,</p> <p>Keyboard w. Us-English character set</p> <p>3 Cold Light Fountain XENON 100, with integrated 1 SCB, with integrated insufflations pump, for use with Videoscopes, one 100Watt Xenon lamp, Power Supply: 100-240VAC, 50/60Hz</p> <p>Light Source Consisting of:</p> <p>Cold light fountain XENON 100 SCB</p> <p>Main cord, Water bottle, Bottle holder</p> <p>Rinsing connector for water bottle</p> <p>4 19" HD Monitor, Resolution: 1280 x 1024 Video Input: DVI, VGA, 1, S-Video, Composite Video Outputs: DVI, S-Video, Composite, Monitor Power Supply, DVI-D Connecting Cable, BNC/BNC Video Cable, 5 Monitor 21" (Sony or equivalent) 1, 6 Trolley 1.</p> <p>Other Accessories:</p> <p>1x Transport Case, 1x ETO Cap, 1x Leakage tester</p> <p>1x Caps for biopsy channel (5pcs.)</p> <p>1x Irrigation tube, 1x Cleaning valve</p> <p>1x Instrument oil</p> <p>1x Biopsy forceps, oval cup with spike, diameter 2.3mm, length 2300mm</p> <p>1x Cleaning brush, diameter 5mm, length 2300mm</p> <p>1x Cover for transportation of flex. endoscopes</p> <p>1x Video Connecting Cable</p> <p>1x nlp Promotion Pack</p> <p>Origin: W. Europe, USA, Japan.</p>	01	<p>1). Karl Storz Video Colonoscope With Gastro Pack* Color system PAL with one chip camera head including Solarc Light source, integrated insufflations pump, key board, integrated image processing unit foldable 12" LCD monitor</p> <p>Alternate:</p> <p>2). Karl Storz Video Colonoscope With Telecom SL-II one chip camera control unit with integrated image processing Module, Color System PAL/NTSC Karl Storz, Germany</p>	2	N/Q	N/Q	<p>Colono- fibroscope CF-E3L /I, Olympus complete with Olympus CLK-4 Light Source & builtin pump for for stable flow of water or Air & Olympus SRL Camera Origin: JAPAN</p>	N/Q	N/Q

Technical Scrutiny of Vendor of Machinery / Equipments Under SNE - 2011-12, PMCH Nawabshah, SBA.

[Handwritten signatures and initials are present in the left margin, including a large signature at the top and several smaller ones below it.]

S. #	Description of Store	Qty	M/Noor International	M/S Pak Traders	M/S Quantum	M/S Strongman	M/S Universal
4.	<p>Flexible Video Colonoscope.</p> <p>Specification: Instrument channel: 2.8mm, Diameter: 10.6mm, Diameter distal: 12.2mm, Working length: 1600mm, Resolution 480000 Pixels, Bending section: Up: 180°/200° D 150°, Down: Left/Right 10°/150°</p> <p>Consisting of: Polypocomy snare, Injection needle and spray catheter</p> <p>2 TELECAM SL II I-Chip Camera Control Unit (CCU), with integrated 1 Image Processing Module, Color System: PAL/NTSC, Power Supply: 100-240 VAC, 50/60 Hz</p> <p>Telecam SL II Camera Control Unit consisting of</p> <p>Mains Cord</p> <p>BNC-Connecting Cable, length 1.80 cm</p> <p>S Video (V/C) Connecting Cable, length 1.80 cm</p> <p>2 Connecting Cables, for remote control of Video-Printer</p> <p>DV Cable, length 500 cm,</p> <p>Keyboard w. Us-English character set</p> <p>3 Cold Light Fountain XENON 100, with integrated 1 SCB, with integrated insulations pump, for use with Videoscopes, one 100Watt Xenon lamp, Power Supply: 100-240VAC, 50/60Hz</p> <p>Light Source Consisting of:</p> <p>Cold light fountain XENON 100 SCB</p> <p>Mains cord, Water bottle, Bottle holder</p> <p>Rinsing connector for water bottle</p> <p>4 19" HD Monitor, Resolution: 1280 x 1024 Video Inputs: DVI, VGA, I, S-Video, Composite Video Outputs: DVI, S-Video, Composite, Monitor Power Supply, DVI-D Connecting Cable, BNC/BNC Video Cable, 5 Monitor 21" (Sony or equivalent) 1, 6 Trolley 1.</p> <p>Other Accessories:</p> <p>1x Transport Case, 1x ETO Cap, 1x Leakage tester</p> <p>1x Caps for biopsy channel (5pcs.)</p> <p>1x Irrigation tube</p> <p>1x Cleaning valve - 1x Instrument oil</p> <p>1x Biopsy forceps, oval cup with splice, diameter 2.5mm, length 2300mm</p> <p>1x Cleaning brush, diameter 5mm, length 2300mm</p> <p>1x Cover for transportation of flex. endoscopes</p> <p>1x Video Connecting Cable</p> <p>1x mip Promotion Pack</p> <p>Origin: W. Europe, USA, Japan.</p>	01	7	8	9	10	11
			Flexible Video Colonoscope Model-ENDOMED Combo2. Endomed, Germany.	N/Q	N/Q	N/Q	N/Q

Technical Scrutiny of Tender of Machinery / Equipments Under SNE - 2011-12. PMCH Nawabshah, SBA

S. #	Description of Store	Qty	M/ All Med Solutions	M/S BIOS	M/S Biotech Pakistan	M/S Lab Link	M/S Latif Brother	M/S Life One
5.	ECG Machine: Multi-Channel ECG. Printing and recording should be from 12 leads with display. Graphic display should show 1 selected lead, Paper width: 58mm, Paper type: roll, Print type: thermal, Sensitivity: 2.5, 5, 10, 20mm/mV, Paper speed: 5, 10, 25, 50mm/s. Adaptable mains filter: 50-60Hz Baseline filters: 0.05 (3.2sec), 0.11 (1.5sec), 0.25 (0.6sec), 0.50 (0.3sec), 1.50 (0.1sec). Printed leads: 1, 3, 6. Storing of 6 ECG records (10-sec long strips), 6 user-defined profiles or better. Manual and automatic mode, Long ECG recording, Defibrillation protection, Pacemaker detection, Built-in accumulator, Mains or battery operation. Charging time: Maximum 3 hours if completely discharged. To be supplied with Chest Electrodes, Dust Cover, ECG Gel, ECG Paper- 58mm, Patient Cable for Resting ECG, Power Cord, Operating Manual. Origin: W. Europe, USA, Japan.	03	1	2 3 channel with LCD Graphic display Portable unit with built in battery operation Display Model: BLT 08 SD3 BLT-UK	3 CP-50, Graphic display Portable unit with built in battery operation Welch Allyn USA	4 P-8000, 3 channel, Graphic display Portable unit with built in battery operation Esaoite, Italy	5 N/Q	6 N/Q
6.	Electro-Hydraulic O.T. Table for Orthopedic Use: Height adjustable for surgeon's access and comfort. The entire tabletop is designed without metal crossbars to allow for image amplification during surgical procedures. Design and positioning functionality allows for convenient and unrestricted C-Arm access. Not only suitable for general operation but also for C-Arm scanning, cardiac catheterization and spinal surgery. Electric hydraulic control brake system with emergency manual release valve. Side rails, accessories and clamps are all made of stainless steel. Split leg sections can be moved Up/Down +90o and 90 o horizontally each.	01	Electro-Hydraulic Operation Table with Orthopedic Attachments. ALVO ETTUDA. POLAND	Electro-Hydraulic Operation Table with Orthopedic Attachments. AT-160, AFA/TAIWAN	Electro-Hydraulic Operation Table with Orthopedic Attachments. C-200K Mediland, Taiwan	Mobile Universal Operating Table MAT-5000 Series moveable with castors & Orthopedic Attachments. Medifa, Germany	N/Q	N/Q
	Tabletop equipped with special plate for X-ray cassette. Orthopedic extension tractor allows for ease of use in operations. Origin: Taiwan/Korea/Turkey or Equivalent							

Technical Scrutiny of Tender of Machinery / Equipments Under SNE - 2011-12. PMCH Nawabshah, SBA.

[Handwritten signatures and initials]

15/11/12

S. #	Description of Store	Qty	M/ Noor International	M/S Pak Traders	M/S Quantum	M/S Strongman	M/S Universal
5.	ECCG Machine: Multi-Channel ECCG. Printing and recording should be from 12 leads with display, Graphic display should show 1 selected lead, Paper width: 58mm, Paper type: roll, Print type: thermal, Sensitivity: 2.5, 5, 10, 20mm/mV, Paper speed: 5, 10, 25, 50mm/s. Adaptable mains filter: 50-60Hz. Baseline filters: 0.05 (3.2sec), 0.11 (1.5sec), 0.25 (0.6sec), 0.50 (0.3sec), 1.50 (0.1sec). Printed leads: 1, 3, 6. Storing of 6 ECCG records (10-sec long strips), 6 user-defined profiles or better. Manual and automatic mode, Long ECCG recording, Defibrillation protection, Pacemaker detection, Built-in accumulator. Mains or battery operation. Charging time: Maximum 3 hours if completely discharged. To be supplied with Chest Electrodes, Dust Cover, ECCG Gel, ECCG Paper- 58mm, Patient Cable for Resting ECCG, Power Cord, Operating Manual. Origin: W. Europe, USA, Japan.	03	7	8 EPG-6 View Plus Built-in thermal recorder, Backup battery Preogetti s.r.l. Italy	9 N/Q	10 N/Q	11 3 channel interpretative ECCG Machine Built-in thermal recorder, Backup battery support Newtech Medical, USA
6.	Electro-Hydraulic O.T. Table for Orthopedic Use: Height adjustable for surgeon's access and comfort. The entire tabletop is designed without metal crossbars to allow for image amplification during surgical procedures. Design and positioning functionality allows for convenient and unrestricted C-Arm access. Not only suitable for general operation but also for C-Arm scanning, cardiac catheterization and spinal surgery. Electric hydraulic control brake system with emergency manual release valve. Side rails, accessories and clamps are all made of stainless steel. Split leg sections can be moved Up/Down +90o and 90 o horizontally each. Tabletop equipped with special plate for X-ray cassette. Orthopedic extension tractor allows for ease of use in operations. Origin: Taiwan/Korea/Turkey or Equivalent	01	N/Q	Hydraulic Oil Orthopedic Table (manual) with Traction & Fluoroscopy Capability Model- K220A Kakinuma, Japan	N/Q	Hydraulic O.T. Table with Orthopedic Extensions Model: OT09A St.Francis Medical Equipment Co. TAIWAN	Surgical O.T. Table Hydraulic (Manual) Model 550 Series: Bicakclar, Turkey

Technical Scrutiny of Tender of Machinery / Equipments Under SNE - 2011-12. PMCH Nawabshah, SBA.

S. #	Description of Store	Qty	M/ All Med Solutions	M/S BIOS	M/S Biotech Pakistan	M/S Lab Link	M/S Latif Brother	M/S Life One	
7.	<p>Infant Incubator.</p> <p>The excellent warming capacity enables to provide to maintain the infants thermal environment properly during transportation. Microprocessor controlled - self controlled diagnosis system. Functioning 220 Volt alternate current 12 Volt continuous current</p> <ul style="list-style-type: none"> • Transparent double wall (gamma 9) • Opening door • Side opening door to draw the bed out in case of reanimation • Doors with couplings • Membrane holes for intravenous treatments, respirator tubes and wires • Bed and under lying plane in thermoformed shockproof ABS. • Radio transparent hood for X-Ray • Sanitary washable material mattress with 2 velcro strips • Interior illumination <p>ADJUSTMENTS</p> <ul style="list-style-type: none"> • Inside air temperature adjustment 20° to 37° • Display for Air Temperature value • Oxygen % adjustment 21-40% (high concentration) • Skin temperature adjustment 20° to 37° <p>ALARMS</p> <ul style="list-style-type: none"> • Max temperature (Stop at 38°) Air • Minimum Temperature • Set point value difference • Low battery • Interruption of temperature probe • Drop out of line current • Self controlled diagnosis system alarm • Pressurize chamber <p>Unit Supply with</p> <ol style="list-style-type: none"> 1. Anti-bacterial filter (1) 2. Transformer (1) 3. 12 Volt 24 ah battery for 2 hours (1) (Battery and charger built-in) 4. 1 V. pole (1) 5. Transformer (1) 6. Skin Temperature Probe (1) <p>1. HILLOW TROLLEY (1) Low Height 370 mm, High Height 730 mm Four wheel castors. CE-0476 Mark. IEC 601-1 directive 93/42/EEC mark.</p>	02	1	2	3	4	5	6	
			N/Q	<p>PC-305 Medix Natus, USA</p>	N/Q	N/Q	N/Q	N/Q	N/Q

Technical Scrutiny of Tender of Machinery / Equipments Under SNB 2011-12. PMCH Nawabshah, SBA.

S. #	Description of Store	Qty	M/S Noor International	M/S Pak Traders	M/S Quantum	M/S Strongman	M/S Universal
7.	<p>Infant Incubator.</p> <p>The excellent warming capacity enables to provide to maintain the infants thermal environment properly during transportation.</p> <p><u>Microprocessor controlled - self controlled diagnosis system.</u></p> <p><u>Functioning: 220 Volt alternate current 12 Volt continuous current</u></p> <ul style="list-style-type: none"> • Transparent double wall (gamma 9) • Operating door • Side opening door to draw the bed out in case of sanitation • Doors with couplings • Membrane holes for intravenous treatment, respirator tubes and wires • Bed and under lying plane in thermoformed shockproof ABS. • Radio transparent bed for X-Ray • Sanitary washable material mattress with 2 velcro straps • Interior illumination <p>ADJUSTMENTS</p> <ul style="list-style-type: none"> • Inside air temperature adjustment 20° to 37° • Display for Air Temperature value • Oxygen % adjustment 21-40% (high concentration) • Skin temperature adjustment 20° to 37° <p>ALARMS</p> <ul style="list-style-type: none"> • Max temperature (Stop at 38°) Air • Minimum Temperature • Set point value difference • Low battery • Interruption of temperature probe • Drop out of line current • Self controlled diagnosis system alarm • Pressure chamber <p><u>Unit Supply with</u></p> <ol style="list-style-type: none"> 1) Anti-bacterial filter (1) 2) Transformer (1) 3) 12 Volt 24 ah battery for 2 hours (1) 4) (Battery and charger built-in) 5) I.V. pole (1) 6) Transformer (1) 7) Skin Temperature Probe (1) <p>2. BLOW TROLLEY (1)</p> <p>Low Height 370 mm, High Height 730 mm</p> <p>Four wheel castors</p> <ul style="list-style-type: none"> • CE-0476 MARK • IEC 601-1 directive 93/42/EEC mark. 	02	7	8	9	10	11
			N/Q	<p>Cristina (Self Control) Neonatal Incubator COBAMS s.r.l. ITALY</p>	<p>Infant Incubator Model: OMEGA 2100 Make: Andromeda USA</p>		

Technical Scrutiny of Tender of Machinery / Equipments Under SNE - 2011-12, PMCH Nawabshah, SBA.

[Handwritten signatures and initials]

TECHNICALLY APPROVED PRODUCTS / ITEMS

"Hospital / Office Furniture"

**Technical Scrutiny of Tender for Hospital /Office Furniture invited under SNE - 2011-12
for PMC Hospital Nawabshah, SHAHEED BENAZIR ABAD
Tender opened on 30.04.2012**

S. #	Description of Store	Qty	M/S A to Zee	M/S Pak Traders	M/S Strongman	Remarks
1	Fowler Bed: 2 Crank, 4 section perforated top, 18 Gauge sheet, Main Frame 14 Gauge, Laminated Head & Foot ends 16 Gauge Pipe, Polyester Powder Coated, 7" Heavy Duty Castors two lockable. Local good quality.	09	1 Locally made Export Quality	2 Bed Fowler double Crank Hillbro. Pak Catalog Enclosed	3 Model-102-KE-M Strongman Catalog Enclosed	On quality Basis after inspection of sample
2	Bed side Locker: Heavy duty M.S structure 18 gauge, Stainless steel top with railing in 1/2 "stainless steel pipe, four castors, One Drawer & one open shelf with door. Local good quality.	05	Locally made Export Quality	Bed Side Locker Hillbro. Pak Model STM-6350 Hillbro. Pak Catalog Enclosed	Model-106-D-M Strongman Catalog Enclosed	- fo -
3	Stretcher Trolley (Tilt able) Local good quality.	10	Locally made Export Quality	Model STM-6350 Hillbro. Pak Catalog Enclosed	N/Q	least
4	Revolving Chair. Local imported, good quality.	30	Locally made Export Quality	N/Q	N/Q	single bid
5	Office Table Medium Size (5'x3'x2.5'). Local good quality.	05	Locally made Export Quality	N/Q	N/Q	single bid

Handwritten signature





Handwritten signature

Handwritten signature

Handwritten signature

**Technical Scrutiny of Tender for Transport (Ambulance) invited under SNE - 2011-12
for PMC Hospital Nawabshah, SHAHEED BENAZIR ABAD
Tender opened on 30.04.2012**

S. #	Description of Store	Qty	M/S Pak Traders
1	<p>Ambulance Van Un - Used, Un registered Brand New (Van) Petrol / CNG, RHD 1300/1600 CC, Air Condition, Heater, Radio, Tape, Lighter, Clock , Power steering, Velvet Seat Cover, Mud Flaps, Foot Mats, Steering Cover, Floor Carpet, Driver Seat Belt, Color White Mode 2012.</p> <p><u>Ambulance Medical Fitting / Accessories:</u></p> <ol style="list-style-type: none"> 1. Main Stretcher 2. Folding Seat (3/4 person) 3. Medicine Box with essential Medicine (First Aid) 4. Surgical Instrument Box with essential surgical instruments. 5. Partition Curtain. 6. Inter Venous feeding Hook. 7. Oxygen Cylinder with complete Kit. 8. Fire Extinguisher. 9. Room Lamp. 10. Red Crescent Printed (Front, Back and Both side. 11. Siren 12. Bacon Revolving Light (Red and Yellow). 13. Ambulance painted (Front and Back) 14. Fan on the top of Stretcher / attendance set. 15. Hand lamp and connector 16. 1 / 2 Frosted Glasses. 17. Stretcher on wooden box with railing. 18. Name of the Institution to be painted with LOGO. 19. PA system with mike and hooter. 20. Water cooler with (2) Glasses. 21. Rear spotlight. 22. Rear Foot step. 23. Folding Stretcher 24. Stethoscope. 25. B.P Apparatus 	01	<p>Suzuki APV CBU 1.5 GLX CNG 2012, Malaysia With local Fabrication</p>

S. #	Description of Store	Qty	M/S Pak Traders
2.			1
1	<p>Ambulance Un - Used, Un Registered Brand New (Van) Petrol / CNG RHD 1000 cc, Air Conditioner, Heater, Radio, Tape, Lighter, Clock, Mud Flaps, Foot Mats, Steering Cover, Floor Carpet, Driver Seat Belt, Color White, Model 2012 <u>Ambulance Medical Fitting / Accessories.</u></p> <ol style="list-style-type: none"> 1. Main Stretcher 2. Folding Seat (3/4 person) 3. Medicine Box with essential Medicine (First Aid) 4. Surgical Instrument Box with essential surgical instruments. 5. Partition Curtain. 6. Inter Venous feeding Hook. 7. Oxygen Cylinder with complete Kit. 8. Fire Extinguisher. 9. Room Lamp. 10. Red Crescent Printed (Front, Back and Both side. 11. Siren 12. Bacon Revolving Light (Red and Yellow). 13. Ambulance painted (Front and Back) 14. Hand lamp and connector 15. Fan on the top of Stretcher / attendance set. 16. 1 / 2 Frosted Glasses. 17. Stretcher on wooden box with railing. 18. Name of the Institution to be painted with LOGO. 19. PA system with mike and hooter. 20. Water cooler with (2) Glasses. 21. Rear spotlight. 22. Rear Foot step. 23. Folding Stretcher 24. Stethoscope. 25. B.P Apparatus. 	01	Suzuki Bolan, VXR-CNG Pak made With local Fabrication

TECHNICALLY APPROVED PRODUCTS / ITEMS

"LINEN ITEMS"

FOR ESTABLISHMENT OF ACCIDENT & EMERGENCY TRAUMA CENTRE"

Tender opened on 30.04.2012

UNDER ADP-2011-12

P.M.C. HOSPITAL, NAWAB SHAH, SHAHEED BENAZIR ABAD

**Technical Scrutiny of Tender for Linen Items for Trauma Centre under ADP Scheme- 2011-12
for PMC Hospital Nawabshah, SHAHEED BENAZIR ABAD
Tender opened on 30.04.2012**

S. #	Description of Store	Qty	M/S Muhammad Usman Qureshi	M/S AL-Mukhtar
1	Coarse Cotton Cloth: for Bed Sheets, Pillow Covers, Patients dress (Shirt & Pajama): Local good quality.	3000 mtrs.	52" width Local Sample provided	51" width Local
2	Patients Blanket: Woolen 2 KG wt. (preferably camel wool) Red / Grey Colour. Local good quality.	42 Nos.	Local, Sample provided	Local
3	Cloth for OT Dress for Doctors (Banda, Pajama & Cap) Light green Colour. Local good quality.	1000 mtrs.	Local, Sample provided	Local
4	Cloth for OT Dress for Staff Nurses & Technicians: (Banda, Pajama & Cap) Dark green Colour. Local good quality.	1000 mtrs.	Local, Sample provided	Local
5	Cloth for OT Dress for Ward Boys, Ayas & other staff: (Banda, Pajama & Cap) Blue Colour. Local good quality.	1000 mtrs.	Local, Sample provided	Local
6	Pillows Cotton. Local good quality.	20 Nos.	Local, Sample provided	Local
7	Pillows Foam. Local good quality.	40 Nos.	Local, Sample provided	Local
8	Hand Towels. Size: 20" x40". Local good quality.	100 Nos.	Local, Sample provided	Local
9	Hand Towels. Size: 27" x54". Local good quality.	100 Nos.	Local, Sample provided	Local

[Handwritten signature]

[Handwritten signature]

[Handwritten signature]



COMPARATIVE STATEMENT OF TECHNICALLY EVALUATED ITEMS

"Machinery / Equipments, "Hospital / Office Furniture, Transport (Ambulance)
& LINEN ITEMS FOR TRAUMA CENTRE"

Tender opened on 30.04.2012
UNDER SNE-2011-12

P.M.C. HOSPITAL, NAWAB SHAH, SHAHEED BENAZIR ABAD

Comparative Statement of Tender for for the Purchase of Machinery / Equipments
Tender invited under SNE - 2011-12 (opened on 30.04.2012)
PMC Hospital Nawabshah, SHAHEED BENAZIR ABAD

S.#	DESCRIPTION OF STORE	QTY	Technically Evaluated Product	Bidder	Price	Remarks
1.	MRI Compatible Transport ventilator: Origin: W. Europe, USA, Japan.	01	pNeuton A, Airon USA	M/S BIOS	Rs. 905,000.00	Quality Basis
2.	Bi-Pap, Non invasive ventilator. Origin: W. Europe, USA, Japan.	01	Trend-II Bi-level ST-30, Hoffrichter, Germany	M/S Noor International.	Rs. 325,000.00	Quality Basis
3.	Surgical Microscope for Neuro with Binocular Assistant (Neuro-Surgery Microscope).	01	1. OMP/ PICO Carl-Zeiss with Assistant Scope, Camera, 32" LCD & DVD Recorder 2. OM-8, Takagi, Zoom Microscope & Auto fine focusing with Assistant Scope, Camera & LCD TV & Recorder	1. M/S Larif Brothers 2. M/S Pak Traders	Rs. 3,668,000.00 + Rs. 760,000.00 Rs. 3,860,000.00	Lowest Basis
4.	Flexible Video Colonoscope complete set Origin: W. Europe, USA, Japan.	01	Telecom-SL-II, Karl Storz	M/S All Med Solutions	Rs. 4305,235.00	Quality Basis
5.	Multi Channel ECG Machine. Origin: W. Europe, USA, Japan.	03	1. BLT-08 SD-3, BLT- UK 2. CP-50 Wech Allyn- USA	1. M/S BIOS 2. M/S Biotech Pakistan	Rs. 354,000.00 Rs. 144,000.00	Lowest Basis
6.	Electro-Hydraulic O.T. Table (for Orthopedic Use). Origin: Taiwan/Korea/Turkey or Equivalent	01	1. AT-160 AFA Taiwan 2. C-200 K Mediland, Taiwan 3. OT 09A, St. Francis Med Equip, Taiwan	1. M/S BIOS 2. Biotech Pakistan 3. M/S Strongman	Rs. 990,000.00 Rs. 135,1000.00 Rs. 980,000.00	Lowest Basis
7.	Infant Incubator. Microprocessor controlled - self controlled diagnosis system. CE-0476 Mark. IEC 601-1 directive 93/42/EEC mark.	02	1. PC-305, Medidix Naturs, USA 2. Cristoforo Colombo s.r.l. ITALY	1. M/S BIOS 2. M/S Pak Traders	Rs. 149,6000.00 Rs. 985,000.00	Lowest Basis

Additional Medical Superintenders
 Peoples Medical College Hospital
RAWALPIND

DR. SHAIKHA DAYANIM MEMON
Senior Pharmacist
PMC Hospital Nawabshah.

Dr. Akber Ghure
Senior Pharmacist
PMC Hospital Nawabshah.

AGS SUPERINTENDENT
 Peoples Medical College Hospital
RAWALPIND

**Comparative Statement of Tender for the Purchase of Furniture & Fixture.
For PMC Hospital Nawabshah, SHAHEED BENAZIR ABAD
Tender invited under SNE - 2011-12 (opened on 30.04.2012)**

S. #	DESCRIPTION OF STORE	QTY	Technically Evaluated Product	Bidder	Price per Unit	Remarks
1	Fowler Bed: 2 Crank, 4 section perforated top 18 Gauge sheet, Main Frame 14 Gauge, Laminated Head & Foot ends 16 Gauge Pipe, Polyester Powder Coated, 7" Heavy Duty Castors two lockable. Local good quality.	09	Locally Made, Export Quality	M/S A to Zee <i>Rate reduced to</i>	38,500.00 <i>34615/-</i>	Quality Basis
2	Bed side Locker: Heavy duty M.S structure 18 gauge, Stainless steel top with railing in 1/2" stainless steel pipe, four castors, One Drawer & one open shelf with door. Local good quality.	05	Locally Made, Export Quality	M/S A to Zee <i>Rate Reduced to</i>	8900 <i>7690/-</i>	Quality Basis
3	Stretcher Trolley (Tilt able) Local good quality.	10	1. Model- STM-6350 Hilbro 2. Locally Made Export Quality	1. Pak Traders. 2. M/S A to Zee	33800 16900	Lowest Basis
4	Revolving Chair. Local / imported, good quality.	30	Locally Made Export Quality	Locally Made Export Quality	Price not quoted	
5	Office Table Medium Size (5'x3'x2.5'). Local good quality.	05	Locally Made Export Quality	Locally Made Export Quality	Price not quoted	

National Medical Superintender
Supplies Medical College Rawalpindi
D.A.W.A.H

Prof. Dr. Ali Akber Ghumro
DR. ALI AKBER GHUMRO
M.C.P.S, F.C.P.S
THE DEANS SURGERY & ALLIED SCIENCES
Peoples University of Medical & Health Sciences
(PUMHS) Nawabshah

DR. ABDUL QAYOUM MEMON
DR. ABDUL QAYOUM MEMON
M.B.B.S, (US) F.C.P.S
Professor

Miss Noorhan Memon
MISS NOORHAN MEMON
Senior Pharmacist
P.M.C. Hospital Nawabshah

Medical Superintendent
MEDICAL SUPERINTENDENT
Nawab Medical College Hospital
D.A.W.A.H

**Comparative Statement of Tender for the Purchase of Ambulance
Under SNE - 2011-12 (opened on 30.04.2012)
PMC Hospital Nawabshah, SHAHEED BENAZIR ABAD**

Sr. #	Description	Qty	Technically Evaluated Product	Bidder	Price per Unit	Remarks
1.	<p>Ambulance Van Un - Used, Un registered Brand New (Van) Petrol / CNG, RHD 1300/1600 CC, Air Condition, Heater, Radio, Tape, Lighter, Clock, Power steering, Velvet Seat Cover, Mud Flaps, Foot Mats, Steering Cover, Floor Carpet, Driver Seat Belt, Color White. Mode 2012, with following Medical Fitting / Accessories: 1. Main Stretcher 2. Folding Seat (3/4 person) 3. Medicine Box with essential Medicine (First Aid) 4. Surgical Instrument Box with essential surgical instruments 5. Partition Curtain. 6. Intra Venous feeding Hook 7. Oxygen Cylinder with complete Kit. 8. Fire Extinguisher. 9. Room Lamp. 10. Red Crescent Printed (Front, Back and Both side 11. Siren 12. Bacon Revolving Light (Red and Yellow). 13. Ambulance painted (Front and Back) 14. Fan on the top of Stretcher / attendance set. 15. Hand lamp and connector 16. 1 / 2 Frosted Glasses. 17. Stretcher on wooden box with railing 18. Name of the Institution to be painted with LOGO. 19. PA system with mike and hooper. 20. Water cooler with (2) Glasses. 21. Rear spotlight. 22. Rear Foot step. 23. Folding Stretcher 24. Stethoscope. 25. B P Apparatus</p>	01	APV- CBU 1.5 GLX, CNG 2012, Malaysia With local Fabrication	M/S Pak Traders	Rs.34,30,000/-	Single Bid

**Additional Medical Appliances
Peoples Medical College Hospital,
Nawabshah**

**THE DEAN SURGERY & ALLIED SCIENCES
Peoples University of Medical & Health Science
(PUMHS) Nawabshah**

**DR. ABDUL QAYOUM
Professor of Medicine
U.M.H.S. Nawabshah
Senior Pharmacist
PMC Hospital Nawabshah**

[Signature]

**Prof. Dr. Ali Akber Qureshi
M.C.P.S, F.C.P.S**

**Mrs. Nasreen Memon
Senior Pharmacist**

[Signature]

S. #	Description	Qty	TECHNICALLY QUALIFIED			
02	Ambulance Un - Used, Un Registered Brand New (Van) Petrol / CNG RHD 800 / 1000 cc, Air Conditioner, Heater, Radio, Tape, Lighter, Clock, Mud Flaps, Foot Mats, Steering Cover, Floor Carpet, Driver Seat Belt. Color White, Model 2012, <u>with following Medical Fitting / Accessories.</u> <ol style="list-style-type: none"> 1. Main Stretcher 2. Folding Seat (3/4 person) 3. Medicine Box with essential Medicine (First Aid) 4. Surgical Instrument Box with essential surgical instruments. 5. Partition Curtain. 6. Inter Venous feeding Hook 7. Oxygen Cylinder with complete Kit 8. Fire Extinguisher. 9. Room Lamp 10. Red Crescent Printed (Front, Back and Both side 11. Siren 12. Beacon Revolving Light (Red and Yellow). 13. Ambulance painted (Front and Back) 14. Fan on the top of Stretcher / attendance set. 15. Hand lamp and connector 16. 1 / 2 Frosted Glasses 17. Stretcher on wooden box with railing 18. Name of the Institution to be painted with LOGO 19. PA system with mike and hooter. 20. Water cooler with (2) Glasses. 21. Rear spotlight. 22. Rear Foot step. 23. Folding Stretcher 24. Stethoscope. 25. B P Apparatus 	01	N/Q	/		

Additional Medical Superintendent
Wahab Medical College Murshid
WAWARSAW

Signature

Signature
DR. ABIDULLAH
 M.C.P.S, F.C.P.S
THE DEAN SURGERY & ALLIED SCIENCES
 Peoples University of Medical & Health Science
 (PUMHS) Nawabshah

Signature
MISS NASTREEN MEMOR
 Pharmacist
 B.M.C Hospital Nawabshah
PHARMACEUTICAL SUPERINTENDENT
 B.M.C Hospital Nawabshah

**Comparative Statement of Tender for the Purchase of Linen Articles for Trauma Centre,
under ADP-2011-12 (Tender opened on 30.04.2012)
PMC Hospital Nawabshah, SHAHEED BENAZIR ABAD**

S. #	Description	Qty	Technically Evaluated Product	Bidder	Price per Unit	Remarks
1	Coarse Cotton Cloth: for Bed Sheets, Pillow Covers, Patients dress (Shirt & Pajama). Local good quality.	3000 mts.	Local (sample Provided)	M/S M. Usman Qureshi	69.00	Quality Basis
2.	Patients Blanket: Wollen 2 KG wt. (preferably camel wool) Red / Grey Colour. Local good quality.	42 Nos.	Local (sample Provided)	M/S M. Usman Qureshi	1500.00	Quality Basis
3	Cloth for OT Dress for Doctors (Banda, Pajama & Cap) Light green Colour. Local good quality.	1000 mts.	Local (sample Provided)	M/S M. Usman Qureshi	74.75	Quality Basis
4	Cloth for OT Dress for Staff Nurses & Technicians: (Banda, Pajama & Cap) Dark green Colour. Local good quality.	1000 mts.	Local (sample Provided)	M/S M. Usman Qureshi	74.50	Quality Basis
5	Cloth for OT Dress for Ward Boys, Aayas & other staff: (Banda, Pajama & Cap) Blue Colour. Local good quality.	1000 mts.	Local (sample Provided)	M/S M. Usman Qureshi	74.50	Quality Basis
6	Pillows Cotton. Local good quality.	20 Nos.	Local (sample Provided)	M/S M. Usman Qureshi	230.00	Quality Basis
7	Pillows Foam. Local good quality.	40 Nos.	Local (sample Provided)	M/S M. Usman Qureshi	345.00	Quality Basis
8	Hand Towels. Size: 20" x 40". Local good quality.	100 Nos.	Local (sample Provided)	M/S M. Usman Qureshi	115.00	Quality Basis
9	Hand Towels. Size: 27" x 54". Local good quality.	100 Nos.	Local (sample Provided)	M/S M. Usman Qureshi	195.00	Quality Basis

Additional Medical Superintendence
Upper Medical College, Rawalpindi
W A W A R S H A H

Prof. Dr. M. Akber Ghumro
M.C.P.S, F.C.P.S
THE DEAN SURGERY & ALLIED SCIENCES
People's University of Medical & Health Sciences
(PUMHS) Nawabshah

DR. ABDUL QADIR MEMON
M.B.B.S. (U.S.)
Professor of Medicine
Senior Consultant
P.U.M.H.S. Nawabshah
PMC Hospital Nawabshah

