

# BID EVALUATION REPORT

01. Name of Procuring Agency: Liaquat University of Medical & Health Sciences, Jamshoro.
02. Tender Approval No. Main/Central Store/15034 Dated: 06-08-2013
03. Tender Description / Name of Work / Items: **Purchase & Supply of Kerotyping Machine for Molecular Biology & Genetics Department LUMHS, Jamshoro.**
04. Method of Procurement Tender through SPPRA & University Website
05. Tender Published Through Three National News Papers SPPRA & University Website
06. Total Bids Documents Sold 06 Nos.
07. Total Bids received 06 Nos.
08. Technical Bid Opening dated (if applicable) 02<sup>nd</sup> October 2013
09. No of bid technical qualified (if applicable) 02 Nos.
10. Bid (s) rejected Three (Four Nos.)
11. Financial Bid Opening Date 05<sup>th</sup> December 2013
12. Bid Evaluation Report


S.No.	Name of Firm or Bidders	Cost offered by the bidders	Ranking in terms of cost	Comparison with estimated cost	Reasons for acceptance/rejection	Remarks
01.	M/S Hospicare System		Best Evaluated Technically		As per Technical Comparative Statement	Technically Qualified
02.	M/S Scientific Technical (Pvt)		Best Evaluated Technically		As per Technical Comparative Statement	Technically Qualified
03.	M/S Global Marketing Services		Technically Disqualify		As per Technical Comparative Statement	Technically Disqualify
04.	M/S Pakistan Hospital & Industrial Laboratory Co		Technically Disqualify		As per Technical Comparative Statement	Technically Disqualify
05.	M/S Mult Technology		Technically Disqualify		As per Technical Comparative Statement	Technically Disqualify
06.	M/S Compact Business International		Technically Disqualify		As per Technical Comparative Statement	Technically Disqualify


### Central Purchase Committee

  
**Dr. Lal Bakhsh Khaskheli,**  
 Incharge Purchase & Store Section  
 Secretary (CPC)


  
**Prof. Shafi Jatoi**  
 Director Academics  
 Member/Nominee (CPC)

  
**Mr. Javed Iqbal**  
 Project Director Engineering  
 LUMHS, Jamshoro, Member (CPC)

  
**Incharge**  
 Molecular Biology & Genetics Dept  
 Co-opt Member

  
**Purchase & Store Officer**  
 University of Sindh









Purvised & pure section

JAMSHORO, SINDH  
Telephone: + 92133350. Exch. 771240. Ext. + 122  
Email: storesectionlumhs@yahoo.com,  
Web Site: www.lumhs.edu.pk

# LIAQUAT UNIVERSITY

OF MEDICAL & HEALTH SCIENCES

Tender Opened On: 02<sup>nd</sup> October 2013  
Financial Opening On: 05<sup>th</sup> December 2013

## Description B

Financial Comparative Statement of Karyotyping Machine for:  
Molecular Biology (Genetics) Department  
Liaquat University of Medical & Health Sciences, Jamshoro  
Five Firms Participated in the Tender only Two Firms Qualified Technically For Financial Opening

S.N	Description	Qty	M/S Hospicare System	M/S Scientific Technical (PVT)
01	Karyotyping Imaging System with all accessories including Microscope, Camera, Computer, system for Molecular Biology, LUMHS, Jamshoro.		<p><b>Option 1</b> Cytovision system including following programs and system features Karyotyping Program • Ability to karyotype in bright field and fluorescence. • High quality images produced that can be easily reproduced on printed media • Computer Computer core i5 better, data archtineve 0.5TB-2GB DDR3 RAM window 7SP1 operating system • JAL M4 Camera: extremely fast capture of 2 frames, 1392X1040 Pixels extended IR sensitivity, camera link interphase. • Trinocular microscope model CI-L (Nikon Japan)</p> <p><b>Rs. 59,75,000.00/= Each</b></p> <p><b>Option 2</b> Cytovision system including following programs and system features Karyotyping Program • Ability to karyotype in bright field and fluorescence.</p>	<p>1) Complete packaged having automatic Karyo system (Ikaros) along with Trinocular Microscope (Labomed) P-0000-003-MS Ikaros Karyotyping system Meta Systems GmbH C-35 MS 1 Capture-Kit Cool cube 1m H-0310-009MS 1 cool cube 1m • Resolution 1360x1024 pixel • Pixel size 6.45um x 6.45um • Shutter up to 1/12500x • Long term integration up to 270x • Up to 15 images/s at full resolution (12 bit) powered. • USB bus C-3000-001-NN 1 Transmitted light contrast enhancement filter set (1Karas/isis) H0360-002-NN 1BG40 Bandpass Filter (600nm 32/2mm) H-0360-002 NN 1 VG9 Bandpass Filter (400nm 32/2mm)</p>

*Handwritten signatures and initials in the left margin of the table.*

	<ul style="list-style-type: none"> <li>• <b>High quality</b> images produced that can be easily reproduced on printed media</li> <li>• <b>Fish Program:</b></li> <li>• <b>Rapid automatic</b> capture of multiple color probe images</li> <li>• <b>Adjustable</b> counterstain and probe condensation before and after images acquisition</li> <li>• <b>Images capture</b> enhancement function, include back ground and subtractions and contrast stretch.</li> <li>• <b>Live images</b> enhancement functionally to bring out fine bands and overstained chromosomes or deepen contrast in pale chromosomes. <ul style="list-style-type: none"> <li>• Epifluorescence Microscope</li> <li>CI-L Nikon Japan</li> </ul> </li> </ul> <p><b>Rs. 70, 95000/= Each</b></p>	<p>C-7000-001-MS I Documents for Ikaros (1<sup>st</sup> System and upgrade)</p> <p>H-1050-031 -EN I Ikaros &amp; Isis Reference Manual for version 5.5</p> <p>H-1050-008 EN User guide for meta system English version</p> <p>H-1050-010-MS I Meta system for training report.</p> <p><b>EURO: 26,800-00 @ 147.5/=</b></p> <p><b>In PKR</b></p> <p><b>Rs. 39, 53,000/=</b></p>
--	--	--

*Dr. Lal Bahsh Khaskheli*  
12/12/13  
**Dr. Lal Bahsh Khaskheli,**  
Incharge Purchase & Store Section  
Secretary (CPC)

**Purchase Store Officer**  
University of Sindh  
Member (CPC)

*Dr. Dr. Asad Ali Shaikh*  
16/12/13  
**Prof. Dr. Asad Ali Shaikh**  
Director ICT, University of Sindh  
Member (CPC)

*Mr. Javed Iqbal*  
15/12/13  
**Mr. Javed Iqbal**  
Project Director Engineering  
LUMHS, Jamshoro, Member (CPC)

*Prof. Shafi Muhammad Jatoti*  
**Prof. Shafi Muhammad Jatoti**  
Director Academics  
Member/Nominee (CPC)

*Mr. Hadi Bux Abro*  
**Mr. Hadi Bux Abro**  
Director Finance  
Member/Nominee (CPC)

*Prof. Abdul Razaque Shaikh*  
**Prof. Abdul Razaque Shaikh**  
Chairman  
(CPC)

*Dr. Ali Muhammad Waryah, PhD*  
**Dr. Ali Muhammad Waryah, PhD**  
Incharge,  
Molecular Biology (Genetics) Department  
Technical Member