

**LIAQUAT UNIVERSITY**

OF MEDICAL & HEALTH SCIENCES

JAMSHORO, SINDH

Telephone: + 9213350, Exch.9213313, Ext. + 122

Email: storesectionlumhs@yahoo.com,Web Site: www.lumhs.edu.pk

Purchase & Store Section,

"Say no to Corruption"

To,


The Managing Director,
Sindh Public Procurement Regulatory Authority
Barrack No.8, Sindh Secretariat No.4-A, Court Road,
Karachi, Pakistan
021-99205369

Reference: Tender displayed on your authority website at Serial No. 37374 under SPPRA Inward Diary No. 7302, Dated: 21-03-2018. (Copy attached)

SUBJECT: ORIGINAL BID EVALUATION REPORT & ORIGINAL FINANCIAL COMPARATIVE STATEMENT OF TENDER FOR PURCHASE AND SUPPLY OF CATEGORY A. OPHTHALMIC EQUIPMENTS FOR INSTITUTE OF OPHTHALMOLOGY, LUMHS, JAMSHORO.

Please find enclosed herewith the Original Bid Evaluation Report & Original Financial Comparative Statement of tender for purchase and supply of **Category A. Ophthalmic Equipments** for Institute of Ophthalmology, LUMHS, Jamshoro alongwith copies of following documents.

1. Bidders Qualification Report,
2. Technical Evaluation Report,
3. Minutes of Meeting,
4. Attendance Sheets,


Chairman,
Central Purchase Committee,
LUMHS, Jamshoro.

SPPRA INWARD DIARY

NO : 9441

DATED : 30-05-2018



LIAQUAT UNIVERSITY

OF MEDICAL & HEALTH SCIENCES
JAMSHORO, SINDH
Telephone: +9213350, Exch 771240, Ext. +122
Email: store@liaquatuniversity.edu.pk
Web Site: www.lumhs.edu.pk

NO.LUMHS/PSS/- 2630
DATED: 16/3/2018

Say No to Corruption

To,


Mr. Khalid Hussain Chachar,
Managing Director,
Sindh Public Procurement Regulatory Authority
Barrack No.8, Sindh Secretariat No.4-A, Court Road,
Karachi, Pakistan
021-99205369

SUBJECT: NIT & BIDDING DOCUMENTS FOR DISPLAY ON YOUR WEBSITE.

Please find herewith the NIT and Bidding Documents regarding tender for purchase & supply of **Category A. Lab. Equipments, Category B. Office Equipments & Category C. Daily Useable Medicine** for Institute of Ophthalmology at LUMHS, Jamshoro for display on your authority website as per Sindh Public Procurement Regulatory Authority rule.

Following documents are attached herewith

1. Notification of Procurement Committee.
2. Notification of Complain Redressal Committee (Rule-31)
3. Annual Procurement Plan for the FY 2017-2018.
4. Original Demand Draft. No. 02414554, Dated: 14-03-2018 amounting to Rs. 2,000/- (Rupees Two Thousand Only) in favor of SPPRA as Website Hoisting Charges.


Chairman,
Central Purchase Committee
LUMHS, Jamshoro.

SPPRA INWARD DIARY
NO: 7302-
DATED: 21-03-2018

S. No.	Eligibility / Qualification Criteria	M/S Jasani Scientific	M/S Global Marketing services	M/S Links Communication System	M/S Dawn Traders International	M/S Sindh Medical	M/S Optisurg	M/S Platinum Corporation	M/S Lab Link	M/S Ameer Din	M/S Diagnostic System	M/S Eastern Optical Co.	M/S Ophthalmology Tec

BIDDERS QUALIFICATION REPORT

Name of Procuring Agency: Liaquat University of Medical & Health Sciences, Jamshoro.

Tender Reference No: No.LUMHS/PSS/2562 Dated: 13-03-2018

Tender Description / Name of work/Item: Tender for Purchase & Supply of Category (A) Equipments for Institute of Ophthalmology, LUMHS Jamshoro

Method of Procurement: Single Stage Two Envelop Bidding Procedure.

Eligibility/Qualification Criteria:

S. No.	Eligibility / Qualification Criteria	M/S Jasani Scientific	M/S Global Marketing services	M/S Links Communication System	M/S Dawn Traders International	M/S Sindh Medical	M/S Optisurg	M/S Platinum Corporation	M/S Lab Link	M/S Ameer Din	M/S Diagnostic System	M/S Eastern Optical Co.	M/S Ophthalmology Tec
01.	NTN	Available	Available	Available	Not/Available	Available	Available	Available	Available	Available	Available	Available	Available
02.	Sales Tax Registration	Available	Available	Available	Not/Available	Available	Available	Available	Available	Available	Available	Available	Available
03.	Registration	Available	Available	Available	Not/Available	Available	Available	Available	Available	Available	Available	Available	Available

Note: The Procuring agency may modify the criteria as per requirements.

Central Purchase Committee



Prof. Ikram Din Ujian
Chairman CPC



Mr. Asif Ali Abbasi
Deputy Director Finance
Member CPC



Mr. Asif Pervaiz Khero
External member University of Sindh
Member CPC

S. No.	Eligibility / Qualification Criteria	M/S Jasani Scientific	M/S Global Marketing services	M/S Links Communication System	M/S Dawn Traders International	M/S Sindh Medical	M/S Optisurg	M/S Platinum Corporation	M/S Lab Link	M/S Ameer Din	M/S Diagnostic System	M/S Eastern Optical Co.	M/S Ophthalmology Tec
--------	--------------------------------------	-----------------------	-------------------------------	--------------------------------	--------------------------------	-------------------	--------------	--------------------------	--------------	---------------	-----------------------	-------------------------	-----------------------

	with Sindh Revenue Board (SRB)												
Qualification Criteria													
04.	Minimum Three Years Experience of relevant filed.	Sufficient	Sufficient	Not Sufficient	Not Sufficient	Not Sufficient	Sufficient	Not Sufficient	Sufficient	Sufficient	Not Sufficient	Not Sufficient	Not Sufficient
05.	Turnover of at least last three years	Sufficient	Sufficient	Sufficient	Not Sufficient	Sufficient	Sufficient	Sufficient	Sufficient	Sufficient	Not Sufficient	Sufficient	Not Sufficient
06.	Required Bid Security is attached	Available	Available	Available	Available	Available	Available	Available	Available	Available	Available	Available	Available
07.	Tender Fees/Cost of Bidding Documents	Deposited	Available	Available	Available	Available	Available	Available	Available	Available	Available	Available	Available
08.	Qualified / Disqualified	Qualified	Qualified	Disqualified	Disqualified	Disqualified	Qualified	Disqualified	Qualified	Qualified	Disqualified	Disqualified	Disqualified

Note: The Procuring agency may modify the criteria as per requirements.

Central Purchase Committee



Prof. Ikram Din Ujjan
Chairman CPC



Mr. Asif Ali Abbasi
Deputy Director Finance
Member CPC



Mr. Asif Pervaiz Khoro
External member University of Sindh
Member CPC



Purchase & Store Section

Tender opened on 03 -04-2018
Tender No. LUMHS/PSS/-2562 Dated: 12-03-2018

LIAQUAT UNIVERSITY

OF MEDICAL & HEALTH SCIENCES JAMSHOR
Telephone: + 9213350, Exch.771240, Ext. + 122
Email: storesectionlumhs@yahoo.com,
Web Site: www.lumhs.edu.pk

TECHNICAL EVALUATION REPORT

As per combined Technical Evaluation Report by Technical Evaluation Committee following firms / dealers Participated in Tender for **Purchase & Supply** of Category Ophthalmic Equipments for Institute of Ophthalmology, LUMHS Jamshoro above Tender & have qualified for financial opening.

1	2	3	4	5
M/S Jasani Scientific	M/S Global Marketing services	M/S Optisurg	M/S Ameer Din	M/S Lab Link

As per combined Technical Evaluation Report by Technical Evaluation Committee following firms / dealers Participated in Tender for **Purchase & Supply** of Category (A) Ophthalmic Equipments for Institute of Ophthalmology, LUMHS Jamshoro above Tender Not qualified for financial opening.

1	2	3	4	5	6	7
M/S Links Communication System	M/S Dawn Traders International	M/S Sindh Medical	M/S Platinum Corporation	M/S Diagnostic System	M/S Eastern Optical Co.	M/S Ophthalmo Tec

Prof. Ikram Din Ujjan
Chairman CPC

Mr. Asif Ali Abbasi
Deputy Director Finance
Member CPC

Mr. Asif Pervaiz Khoro
External member University of Sindh
Member CPC

MINUTES OF MEETING

Minutes of the Meeting of Central Purchase Committee regarding Financial Tender Opening for Purchase & Supply of Category (A) Ophthalmologic Equipment, for Institute of Ophthalmology, LUMHS, Jamshoro.

The Meeting of Central Purchase Committee for Financial Tender Opening for Purchase & Supply of **Category (A) Ophthalmologic Equipment, for Institute of Ophthalmology, LUMHS, Jamshoro** was held on Thursday 17th May, 2018 at 11:00 am in the Purchase & Store Section, LUMHS, under the Chairmanship of Prof. Ikram Din Ujjan, Chairman, Central Purchase Committee, LUMHS, Jamshoro


Following Members attended the meeting

1. **Prof. Ikram Din Ujjan,** Chairman
Chairman, Central Purchase Committee,
2. **Mr. Asif Ali Abbasi,** (Member)
Deputy Director Finance,
LUMHS Jamshoro,
3. **Mr. Asif Pervaiz Khero,** (Member)
External Member from University of Sindh,
4. **Muhammad Saleh Mirjat,**
Incharge Purchase & Store Section,
LUMHS Jamshoro,
5. **Prof. Ashok Kumar Narsani,** (Co. Opt. Member)
Chairman, Institute of Ophthalmology,
LUMHS, Jamshoro


The meeting started with the name of Allah. The following firms Qualified in this tender. The bidding procedure was single stage two envelope. The Financial Comparative Statement is under Process.


1. **MS. Jasani Scientific.**
2. **M/S Global Marketing Services.**
3. **M/S Optisurg.**
4. **M/S Lab Link.**
5. **M/S Ameer Din.**


In the end the chairman Central Purchase Committee thanked all members for attending the meeting.


Muhammad Saleh Mirjat
Incharge Purchase & Store Section


Prof. Ikram Din Ujjan,
Chairman, Central Purchase Committee,


Mr. Asif Pervaiz Khero,
External Member from
University of Sindh, Jamshoro
Member, Central Purchase Committee


Mr. Asif Ali Abbasi,
Deputy Director Finance,
LUMHS, Jamshoro
Member, Central Purchase Committee


Prof. Ashok Kumar Narsani,
Chairman, Institute of Ophthalmology,
LUMHS, Jamshoro (Co. Opt. Member)



Liaquat University

Of Medical & Health Sciences, Jamshoro.

Website: www.lumhs.edu.pk

Email: storesectionlumhs@yahoo.com






Phone No. 022-9213350

Purchase & Store Section

Say no to corruption

Attendance Sheet for Members

The Meeting of Central Purchase Committee, LUMHS, Jamshoro on Thursday, 17th May, 2018 at 11:30AM in the Office of the Incharge, Central Purchase & Store Section, LUMHS regarding Financial tender for purchase & supply of **Category A. Lab. Equipments** for Institute of Ophthalmology at LUMHS, Jamshoro.

S. No	Name of Members	Designation	Signature
01.	Prof. Ikram Din Ujjan, Chairman, Central Purchase Committee	Chairman,	
02.	Mr. Asif Ali Abbasi, Deputy Director Finance,	Member,	
03.	Mr. Asif Pervaiz Khero, External Member from University of Sindh, Jamshoro.	Member,	 17/5/18
04.	Prof. Dr. Ashok Kumar Narsani, Chairman, Institute of Ophthalmology, LUMHS, Jamshoro.	Co.Opt.Member	
05.	Muhammad Saleh Mirjat, Incharge, Purchase & Store Section		 17/5/18

BID EVALUATION REPORT

01. Name of Procuring Agency: Liaquat University of Medical & Health Sciences, Jamshoro.
02. Tender Approval No. LUMHS/PSS/-2562, Dated: 12-03-2018.
Tender Description / Name of Work / Items: Tender for Purchase & Supply of Category (A) Ophthalmic Equipments for Institute of Ophthalmology, LUMHS Jamshoro
03. Method of Procurement Tender through: Single stage two envelop bidding procedure
04. Tender Published Through Leading News paper, LUMHS & SPPRA websites.
05. Total Bids Documents Sold: 12Nos.
06. Total Bids received: 12 Nos.
07. Technical Bid Opening date: 03-04-2018.
08. No of bid technically qualified: 05 Nos.
09. Bid (s) rejected: 07 Nos.
10. Financial Bid Opening Date 17-05-2018
11. Bid Evaluation Report

S.No.	Name of Firm or Bidder	Cost offered by the bidders	Ranking in terms of cost	Comparison with estimated cost	Reasons for acceptance/rejection	Remarks
01.	M/S Jasani Scientific	As per Financial Comparative Statement	Qualified in 1 st Lowes in Item No. 6,9, 5 Single firm quoted in Items No. 8,	Within estimated cost	As per Bid Evaluation criteria	Qualified for P.O 1 st Lowes in Item No. 5, 6,9, 1 st lowest Qualified for P.O, Single firm quoted in Items No. 9, Being Best Evaluated
02.	M/S Global Marketing services	As per Financial Comparative Statement	Qualified for Single firm quoted in Items No. 2,	Within estimated cost	As per Bid Evaluation criteria	Qualified for P.O, Single firm quoted in Items No. 2, Being Best Evaluated
03.	M/S Optisurg.	As per Financial Comparative Statement	Qualified in 1 st Lowes in Item No. 7, & Single firm quoted in Items No. 4, 18	Within estimated cost	As per Bid Evaluation criteria	Qualified for P.O 1 st Lowes in Item No. 7, 1 st lowest Qualified for P.O, Single firm quoted in Items No. 5,18, Being Best Evaluated
04.	M/S Lab Link.	As per Financial Comparative Statement	Qualified for Single firm quoted in Items No. 1,	Within estimated cost	As per Bid Evaluation criteria	Qualified for P.O, Single firm quoted in Items No. 1, Being Best Evaluated
05.	M/S Ameer Din.	As per Financial Comparative Statement	Qualified for Single firm quoted in Items No. 12,13,17,	Within estimated cost	As per Bid Evaluation criteria	Qualified for P.O, Single firm quoted in Items No. 12,13,17 Being Best Evaluated


CENTRAL PURCHASE COMMITTEE



Prof. Ikram Din Ujjan,
Chairman, CPC



Mr. Asif Ali Abbasi
Deputy Director Finance
Member, CPC.



Mr. Asif Pervaiz Khero
External Member
University of Sindh Member, CPC.

S. No.	Name Of Items	M/S Jasani Scientific	M/S Global Marketing services	M/S Optisurg.	M/S Lab Link.	M/S Ameer Din.	Remarks
--------	---------------	-----------------------	-------------------------------	---------------	---------------	----------------	---------



Purchase & Store Section

LIAQUAT UNIVERSITY

OF MEDICAL & HEALTH SCIENCES JAMSHORO

Telephone: + 92133350, Exch. 771240, Ext. + 122

Email: storesectionlumhs@yahoo.com,

Web Site: www.lumhs.edu.pk

Technical Tender opened On 3rd April 2018
Financial Tender Opened On 17th May 2018


Financial Comparative Statement of Tender for Purchase & Supply of Category (A) Ophthalmic Equipment for Institute of Ophthalmology, LUMHS, Jamshoro.

S. No.	Name Of Items	M/S Jasani Scientific	M/S Global Marketing services	M/S Optisurg.	M/S Lab Link.	M/S Ameer Din.	Remarks
01	Semi-automated chemistry analyzer micro lab 300 <small>Light Source: Quartz-iodine lamp 12V-20W, wavelength range: Optical unit with 12 position filter wheel: 340, 405, 505, 546, 578, 620 nm standard installed: 6 position for optional filters: photometric range: 01 to 23 absorbance: resolution</small>	Not Quoted	Not Quoted	Not Quoted	SEMI AUTOMATED CHEMISTRY ANALYZER MODEL # Rs. 505,400/=	Not Quoted	M/S Lab Link has Single firm quoted & Qualified for purchase order being best

Note. The Rates of Single firm quoted Items have been Verified by Technical Committee as per SPPRA Rule No. 48


Prof. Ikram Din Ujjan,
Chairman, CPC


Mr. Asif Ali Abbasi
Deputy Director Finance
Member, CPC.


Mr. Asif Pervaiz Khero
External Member
University of Sindh Member, CPC.

S. No.	Name Of Items	M/S Jasani Scientific	M/S Global Marketing services	M/S Optisurg.	M/S Lab Link.	M/S Ameer Dim.	Remarks	
02	<p>0.001 Abs Detector: Photo diode (320-1000 nm) Measurement Procedures: Kinetic measurement with linearity check. Kinetic, with linearity check and sample slope blank: two point kinetic, with or without reagent blank. End point, with or without reagent blank: Bichromatic end point, with or without reagent blank: end point, with sample blank and with or without reagent blank. Measurement mode: wavelength 1 and 2. Aspiration volume: Measurement delay. Aspirator system: internal pump of bellows type, driven by stepper motor. Back panel connection for waste aspiration volume Programmable. Signal interface: Centronics type parallel port. RS 232 type serial port. PS2 type port for external keyboard. Standards and regulations: CE-IVD, CB:UL, Certification. Power Requirements: 100-240 VAC nominal, 50/60 Hz. battery back-up to retain data. Country Origin the Netherlands/German/Japan, or equivalent 2 Years free service/ warranty, equivalent 2</p> <p>Pathology Microscope Leica DM 1000 Trinocular Microscope or Equivalent Head. Trinocular, 360 degree rotatable with locking screw. E eyepieces: HC plan S 10x/22 mm. Eyepieces- both Focussing Nosepieces: Quintuple Hole nose-piece. Objectives: Hi Plan 4xN plan 10x, 20x, 40x (100x Optional if desired). Substage: Height adjustable and centerable Abbe condenser with iris diaphragm aperture diaphragm for kohler illumination stage. XY mechanical stage with slide holder. Illumination: Halogen 12v 30w bulb with rheostat and ON/OFF switch focusing: coaxial coarse & fine adjustment with focus stop to prevent damage. Country origin: the Netherlands/German/Japan, or equivalent 2</p>	Not Quoted	<p>Rs. 902,655/= Euro 4620/- Pathology Microscope Leica DM 1000 country Origin Germany</p>	Not Quoted	MICROLAB300LX MADE NETHERLAND	Technically rejected old Model	Not Quoted	M/S Global Marketing Services has Single firm quoted & Qualified for purchase order being best

Note. The Rates of Single firm quoted Items have been Verified by Technical Committee as per SPPRA Rule No. 48

Prof. Ikram Din Ujjan,
 Chairman, CPC



Mr. Asif Ali Abbasi
 Deputy Director Finance
 Member, CPC.



Mr. Asif Pervaiz Khero
 External Member
 University of Sindh Member, CPC.



S. No.	Name Of Items	M/S Jasani Scientific	M/S Global Marketing services	M/S Optisurg.	M/S Lab Link.	M/S Ameer Din.	Remarks
--------	---------------	-----------------------	-------------------------------	---------------	---------------	----------------	---------

Years free service/ warranty, equivalent							
	Cutting Instruments for cataract surgery	Not Quoted	Not Quoted	Not Quoted	Not Quoted	Not Quoted	Not Quoted Any Firm
03	<ul style="list-style-type: none"> • Large needle holder (titanium) • Micro needle holder (titanium) • Conjunctival Scissor • Corneal Scissor (titanium) • Vannas scissor (titanium) • Suture tying forcep (titanium) • Mc Pherson forcep (titanium) • Corneal forcep (titanium) • Tooth forcep • B P Knife handle • IRIS Reposter • Muscle hook • Lens dialor (titanium) • Chopper (titanium) • Wire Ire Vectus • Wire speculum • Artery forcep mosquito • Plane forcep • Cautery Point • Plain scissor small • Simeo Cannula 18/23 G 						

Note. The Rates of Single firm quoted Items have been Verified by Technical Committee as per SPPRA Rule No. 48


Prof. Ikram Din Ujjan,
Chairman, CPC



Mr. Asif Ali Abbasi
Deputy Director Finance
Member, CPC.



Mr. Asif Pervaiz Khero
External Member
University of Sindh Member, CPC.



S. No.	Name Of Items	M/S Jasani Scientific	M/S Global Marketing services	M/S Optisurg.	M/S Lab Link.	M/S Ameer Din.	Remarks
04	Cutting Instruments for Vitreoretinal Surgery (Reusable) 1. ILM Spatula 23,25 gauge curved and straight shaft Overall length: 152mm, Tip length: 40mm 2.75mm tip 2. Fine End Gripping forceps 23,25 Gauge Overall Length: 144mm 3. Serrated Forceps 23,25 gauge Overall Length: 146 mm, tip length: 35mm, inside 1.50mm length of the jaw 4. Curved scissor 23,25 Gauge Overall Length: 146mm, Tip length: 35mm, 1.25mm curved blades 5. Angled horizontal Scissor 23,25 Gauge Overall length: 148mm, blade Length: 3.15mm, has 30-degree bend 6. Vertical Scissors 23,25 Gauge Overall length: 146mm, Tip Length: 35mm, 45 degree angled vertical scissors with 1.75mm distal blade 7. Retinal diamond Knife Overall length: 186mm	Not Quoted	Not Quoted	Not Quoted	Not Quoted	Not Quoted	Not Quoted Any Firm

Note. The Rates of Single firm quoted Items have been Verified by Technical Committee as per SPPRA Rule No. 48

Prof. Ikram Din Ujjan,
Chairman, CPC



Mr. Asif Ali Abbasi
Deputy Director Finance
Member, CPC.



Mr. Asif Pervaiz Khero
External Member
University of Sindh Member, CPC.



S. No.	Name Of Items	M/S Jasani Scientific	M/S Global Marketing services	M/S Optisurg.	M/S Lab Link.	M/S Ameer Din.	Remarks
	<p>8. Troocar Fixation plate, 3.5mm, 4.0mm Overall length: 84mm, features two places for fixation</p> <p>9. Scleral plug (Set of 12 plugs, 4 each of 18, 19 and 20 gauge) 18G Black, 19G Red, 20 G Gold</p> <p>10. Infusion Cannulas: 2.5mm, 14.0mm, 26.0mm</p> <p>11. Caliper Castrovielo Caliper straight curved overall Length: 86mm measures 1.0mm increments</p> <p>12. Scleral Depressor Scleral depressor Overall length: 135 mm with and without marker Flat handle to tip, 5.0mm</p> <p>13. Air Injection Cannulas Air Injection Cannulas: 30 Gauge: 27 gauge overall length: 32mm Angle to up tip 5.0mm</p> <p>14. Back Flush Cannula Brush tip cannula: 20G; 23G; 25G Diamond Dusted soft tip cannula: 20G; 23G for triamcinolone removal Soft Tip cannula: 20G; 23G; 25G</p>						

Note. The Rates of Single firm quoted Items have been Verified by Technical Committee as per SPPRA Rule No. 48


Prof. Ikram Din Ujjan,
Chairman, CPC



Mr. Asif Ali Abbasi
Deputy Director Finance
Member, CPC.



Mr. Asif Pervaiz Khero
External Member
University of Sindh Member, CPC.



S. No.	Name Of Items	M/S Jasani Scientific	M/S Global Marketing services	M/S Optisurg.	M/S Lab Link.	M/S Ameer Din.	Remarks
05	Vitreotomy Machine with xenon illumination system and embedded green laser Pump System: Venturi, Peristaltic pump Modes: 3D, Momentary, Prop Vac, vit wet Sub modes, core, 50/50 shave Cut Rate: Ultra vit 7,500, 10000 or more and can be upgradeable INFUSION/ IRRIGATION: Dual chamber mode. Range: 0 to 120 mmHg or more Flow Rate: 0 to 20 cc/min IOP CONTROLLED INFUSION: Set Point Range: 0-120 mmHg Flow Range: 0-20cc/min	1,30,00000/- US\$107,000/- Vitreotomy Machine with xenon illumination system and embedded green laser Model R-Evolution CR Oputkon Italy Model R- . wide motorized Instruments tray . Fully programmable Bluetooth foot pedal. Country Origin Italy	Not Quoted	Rs, 14,880,000/= CHF. 118,000/= Vitreotomy Machine with xenon illumination system and embedded green laser Pump System: OS4 (Anterior/Posterior System with Integrated endo laser) Oretti Instruments Country Origin Switzerland	Not Quoted	Not Quoted	M/S Jasani Scientific has quoted & Qualified for purchase order being best

Note. The Rates of Single firm quoted Items have been Verified by Technical Committee as per SPPRA Rule No. 48



Prof. Ikram Din Ujjan,
Chairman, CPC

Deputy Director Finance
Member, CPC.

Mr. Asif Ali Abbasi




External Member
University of Sindh Member, CPC.

Mr. Asif Pervaiz Khero



S. No.	Name Of Items	M/S Jasami Scientific	M/S Global Marketing services	M/S Optisurg.	M/S Lab Link.	M/S Ameer Din.	Remarks	
	ASPIRATION/SUCTIO N: STANDARD & REDUCED-Pressure Range: 0-650 mmHg Vacuum Minimal Pressure Range: 0-600 mmHg Vacuum Flow Range: Posterior Modalities: 0-20 cc/min Anterior Modalities: 0-60 cc/min Vacuum: Ventrectomy: 0 to 650 mmHg or more Fragmentation: 0 to 650 mmHg or more Extrusion: 0 to 650 mmHg or more Irrigation: 0 to 650 mmHg or more Phacoemulsification: 0 to 650 mmHg or more Low Pressure Air Source (LPAS): Pressure Range: 0-120 mmHg at rated flow Flow Rate: 1.2 spm minimum at 120 mmHg DIATHERMY: Frequency: 1.5 Mhz ±10% TULOMINATION: Advance xenon illumination system Light output through 20G, 25G, 28G fiber optic cables: 500, 1000, 1500, 2000, 3000, 4000, 5000, 6000, 7000, 8000, 9000, 10000, 12000, 14000, 16000, 18000, 20000, 22000, 24000, 26000, 28000, 30000, 32000, 34000, 36000, 38000, 40000, 42000, 44000, 46000, 48000, 50000, 52000, 54000, 56000, 58000, 60000, 62000, 64000, 66000, 68000, 70000, 72000, 74000, 76000, 78000, 80000, 82000, 84000, 86000, 88000, 90000, 92000, 94000, 96000, 98000, 100000 FRAGMENTATION: Sub modes: Linear, Field, Membrane Resonant Frequency: 39.0 ±1.9KHz Sensors: Sub Modes: Proportional, multi-cut Proportional Pressure: 0-50 psi Multi cut Rate: single cut to 450gpm PROPORTIONAL AND CONTINUOUS REFLEX: Pressure Range: 0 to 120 mmHg Micro reflux : Pressure Range: 100-150mmHg Volume: 15-10uLl VISCOUS FLUID CONTROL: Sub Modes: Inject, Extract Injection Pressure: 0 to 551.6 K pascal (0 to 80psi) 0 to 482.7 K Pascal at reduced (0 to 70 psi)							
	Switzerland							

Note. The Rates of Single firm quoted Items have been Verified by Technical Committee as per SPPRA Rule No. 48


Prof. Ikram Din Ujjan,
 Chairman, CPC


Mr. Asif Ali Abbasi
 Deputy Director Finance
 Member, CPC.


Mr. Asif Pervaiz Khoro
 External Member
 University of Sindh Member, CPC.

S. No.	Name Of Items	M/S Jasani Scientific	M/S Global Marketing services	M/S Optisurg.	M/S Lab Link.	M/S Ameer Din.	Remarks
	<p>Extract Vacuum 0 to 650 mmHg AUTO-GAS FILLING (AGF): Maximum Gas Pressure: 10psig Fill Purity: 99.7% gas Concentration following 3 purges & 1 fill AUTO-STOPOCK: Response Time: 0.5 seconds minimum Pressure (Liquid): 0-120 mmHg Rated flow (Liquid): 20 cc/min Pressure (LPAS): 0-120 mmHg Rated flow (LPAS): 1.2 slpm PHACOEMULSIFICATION: TORSIONAL/ TRADITIONAL: Sub Modes: Burst, pulsed, continuous Tip Stroke at 100%: 3.5± 0.5 mils Resonant Frequency: 34 khz- 42khz ± 10% Pulse rate Range: 0-1000 or more pulses per second Burst Length: 2.5 sec – user adjustable Burst pulse duration: 5ms to 500ms or more ANTERIOR VITRECTOMY: Sub modes: wet, dry Cut rate: 0 to 100 or more GREEN LASER S32 mm (Built In): Treatment beam: Class IV Aiming beam: Class II Power less than 1mW DOCTOR MEMORIES: Storage capacity: TONE VOLUMES at 1 Meter: Diathermy: 40 to 65 dB, Continuous tone Infusion: 0-65 dB, short tones Frag/Phase/Vacuum: 0 to 65 dB, continuous tone Volume Accuracy: 6dB REMOTE CONTROL, ELECTRICAL REQUIREMENTS: 100-120 Vac 50/60 Hz 12 A max 220-240 Vac 50/60 Hz 6 A max FOOTSWITCH</p>						

Note. The Rates of Single firm quoted Items have been Verified by Technical Committee as per SPPRA Rule No. 48

Prof. Ikram Din Ujian,
 Chairman, CPC



Mr. Asif Ali Abbasi
 Deputy Director Finance
 Member, CPC.



Mr. Asif Pervaiz Khero
 External Member
 University of Sindh Member, CPC.



S. No.	Name Of Items	M/S Jasani Scientific	M/S Global Marketing services	M/S Optisurg.	M/S Lab Link.	M/S Ameer Dim.	Remarks
--------	---------------	-----------------------	-------------------------------	---------------	---------------	----------------	---------

	MUST WATER TIGHT CONSTRUCTION Country origin Japan or equivalent 2 Years free service and parts/ warranty						
06	OPERATION MICROSCOPE WITH X-Y TRANSLATOR FOR VITREO RETINA SURGERY, BINOCULAR FOR TEACHING WITH COMPLETE HD VIDEO SYSTEM & RECORDER Type: Galileo and Optical Fiber free Intravital Surgery System Magnification Continuous changes motorized zoom Magnification Indication: 4.2/5.6/7.8/9/11/13/15/17/19/21 total magnification: 4.0X - 21 X Eye pieces - 12.5x/10x (+SD adjustable in eye pieces is preferable) (Inter Pupillary distance adjustment Knob is Preferable) Binoculars -45 -90 degree binocular inclined with converging optics fine focusing - motorized Objective - F= between 175/200mm Illumination System Light source- halogen lamp Illumination - cold light coaxial illumination by fiber light guide Illumination Control - continuous adjustment Filters - Heat absorbing, UV filter, yellow filter, and cobalt blue, red free illumination - stable and good red reflex is essential Different type of illumination angles should be available and can be easily selected from footswitch. Full illumination (+4°, 2°, -2°) for brightness stereoscopic view and shadow	Rs. 12,000,000/=	Not Quoted	Not Quoted	Not Quoted	Rs. 17,993,000/=	M/S JASANI Scientific is Qualified for purchase order being 1st lowest
	OPERATION MICROSCOPE WITH X-Y TRANSLATOR FOR VITREO RETINA SURGERY, BINOCULAR FOR TEACHING WITH COMPLETE HD VIDEO SYSTEM & RECORDER MODEL M822 F40 LEICA GERMANY: ELECTRICAL DATA: Power supply F40: 100-240 V, 50/60 Hz 300 VA					Topcon operation Microscope OFFISS (Optical fiber free Intravital surgery system) with Zoom, Variable Binocular, X-Y translator, magnetics Break, Offiss attachment & HD video System OMS 800 OFFISS, Topcon/ Japan	

Note. The Rates of Single firm quoted Items have been Verified by Technical Committee as per SPPRA Rule No. 48

Prof. Ikram Din Ujjan,
Chairman, CPC




Mr. Asif Ali Abbasi
Deputy Director Finance
Member, CPC.



Mr. Asif Pervaiz Khero
External Member
University of Sindh Member, CPC.



S. No.	Name Of Items	M/S Jasani Scientific	M/S Global Marketing services	M/S Optisurg.	M/S Lab Link.	M/S Ameer Din.	Remarks
	<p>contrast for superior observe clarity Multifunction footswitch to control all function e.g. illumination intensity, zoom magnification, and focus illumination angle selection and X-Y positioning Dual motorized focusing mechanism. Simultaneously cataract and vitreous surgery can be performed. Capable to give wide field of view up to ora Serrata XY Translator may allow the convenient movement with reset button. In Built observation – viewing system for vitrectomy procedure. Viewing system during vitrectomy procedure should have an independent focus mechanism which may separate from microscope head The incorporated IR cut filter for the reduction of photo toxicity to the retina Optical head with built-in beam splitter. Anti-stain, water shedding coated lens, illumination bulb can be easily and immediately replaced Electromagnetic Locking system for reliable electromagnetic brakes enable the surgeon to quickly position the optical head during surgery. Power voltage: AC 100- 120 / AC 220- 240V 50/60 Stand Floor mounted with lockable castor wheels Arm vertical stroke-approx 400 mm or more TV relay and recording (HD) facility should be available for viewing the surgery by observers. State of art viewing system for Vitreoretinal surgery should be provide Accessories (Standard) Spare halogen bulbs – 10 (if LED is not supplied) Dust cover – 1 Stabilizable caps for microscope handles – 2 sets</p>						

Note: The Rates of Single firm quoted Items have been Verified by Technical Committee as per SPPRA Rule No. 48

Prof. Ikram Din Ujjan,
 Chairman, CPC



Mr. Asif Ali Abbasi
 Deputy Director Finance
 Member, CPC.



Mr. Asif Pervaiz Khero
 External Member
 University of Sindh Member, CPC.




S. No.	Name Of Items	M/S Jasani Scientific	M/S Global Marketing services	M/S Optisurg.	M/S Lab Link.	M/S Ameer Din.	Remarks
	Appropriate UPS backup Country of origin Japan or equivalent 2 Years free service/ warranty						
07	Optical Coherence Tomography in combination with color fundus photography, anterior segment, fundus angiography, fundus auto fluorescence & Angio OCT (OCT-A) with 100,000 or more A-Scan/sec. Invisible OCT scan for better penetration through cataracts and hemorrhages. Wide and Deep scans (12mm) to visualize crystal clear Vitreous and choroid in a single image Auto Rescanning with Smart track to provide fundus guided OCT Acquisition combination scans & follow up functions 7 layer Segmentation / 5 layers thickness map / caliper function	Technically Rejected quoted Low specification	Not Quoted	Rs. 8,395,000/= <u>US \$ 69,000/=</u> Optical Coherence Tomography: REVO NX (spectral Dman Optical Coherent tonographers, SOCT) (All In one: Anterior/ Posterior/ glaucoma/Angio scan)Country Origin: Poland Europe	Not Quoted	Rs. 16,993,000/=	M/S OPTISURG is Qualified for purchase order being 1st lowest
						Optical Coherence Tomography Swept Source OCT with Non-Mydriatic Retinal camera, Interior Segment OCT, FFA & Audio Fluorescein Images & OCT-A Model Triton Plus Topcon / Japan	

Note. The Rates of Single firm quoted Items have been Verified by Technical Committee as per SPPRA Rule No. 48



Prof. Ikram Din Ujian,
Chairman, CPC


Mr. Asif Ali Abbasi
Deputy Director Finance
Member, CPC.



Mr. Asif Pervaiz Khero
External Member
University of Sindh Member, CPC.

S. No.	Name Of Items	M/S Jasani Scientific	M/S Global Marketing services	M/S Optisurg.	M/S Lab Link.	M/S Ameer Din.	Remarks
	<p>Accurate Choroidal thickness map En-face OCT imaging allow for independent dissection of vitreoretinal surface, retina, RPE and Choroid Motion correction/ Compensation / rescanning function Able to analyze Drusen, ganglion cell, 3D Macula and RNFL Quantitative vessel density analysis Fast & wide (12x12) scanning for OCT-A Built-in non-mydratric fundus camera Anterior OCT with 16mm wide scan Anterior segment/ cornea module In-depth resolution, Digital 2.6m/ optical function:8m Photographable diameter of pupil for OCT, 2.5mm. Photographable diameter of pupil for fundus Image, 45". 4.0mm small pupil diameter: 3.3mm Picture angle, 45°/30° or equivalent (digital zoom). Fixation target: both internal &</p>						

Note: The Rates of Single firm quoted Items have been Verified by Technical Committee as per SPPRA Rule No. 48


Prof. Ikram Din Ujjan,
 Chairman, CPC


Mr. Asif Ali Abbasi
 Deputy Director Finance
 Member, CPC.


Mr. Asif Pervaiz Khero
 External Member
 University of Sindh Member, CPC.

S. No.	Name Of Items	M/S Jasami Scientific	M/S Global Marketing services	M/S Optisurg.	M/S Lab Link.	M/S Ameer Din.	Remarks
08	<p>external fixation target. Enhanced Vitreous Visualization mode Fundus Angiography mode Auto Fluorescen Imaging mode System Contain: Main Console unit with Fundus Angiography & Auto Fluorescen Original motorized stand Latest Desktop PC for OCT with LED monitor and color laser printer country of origin japan or equivalent 2 Years free service, parts/warranty</p> <p>Laser with indirect delivery system Treatment laser: diode pump solid state laser (L.1.0)</p> <p>Wave length: 532nm Output power: 50 to 1700mW Output type: Continuous wave, pulse 0.01 to 0.2 seconds Aiming beam: Red Diode. Spot size: 185-556um Variable according to the working distance Dual Delivery port (Endo and</p>	<p>Rs. 4,500,000.00/= <i>Taper 4 ea 3,980,000/</i> GREEN LASER WITH INDIRECT DELIVERY SYSTEM MODEL GYC-500, NIDEK JAPAN</p>	Not Quoted	Not Quoted	Not Quoted	Not Quoted	<p>M/S JASANI Scientific has Single firm quoted & Qualified for purchase order being best</p>

Note. The Rates of Single firm quoted Items have been Verified by Technical Committee as per SPPRA Rule No. 48

Prof. Ikram Din Ujjan,
Chairman, CPC



Mr. Asif Ali Abbasi
Deputy Director Finance
Member, CPC.



Mr. Asif Pervaiz Khero
External Member
University of Sindh Member, CPC.



S. No.	Name Of Items	M/S Jasani Scientific	M/S Global Marketing services	M/S Optisurg.	M/S Lab Link.	M/S Ameer Din.	Remarks
09	Air puff Computerized tonometry with pachymeter BIO Delivery unit) 5.7 inches color LCD with touch Control box Contents and quantity: Green Laser Console one, Laser Indirect Ophthalmoscope with delivery cable one, delivery lenses two Country origin Japan or equivalent 2 Years free service, parts/warranty R/L fully automated measurement . Easy-to-Use touch screen control panel . The adjustable control panel can be positioned in any direction . Stable IOP measurement with soft air-puff . corneal thickness measurement for IOP compensation . Built in thermal printer . Ocular Pressure measurement, measuring range 1 to 30 mmHg/	Rs. 1,600,000/= <i>Japan year 1440,000/-</i> AIR PUFF TONOMETER WITH PACHYMETER TONOPACHY NT-530P, NIDEK JAPAN	Not Quoted	Not Quoted	Not Quoted	Rs. 1,965,000/= Air puff Computerized tonometry with pachymeter Topcon All New 4-in-1 Advance pre testing station (TRK-2P) Topcon/ Japan	M/S JASANI Scientific is Qualified for purchase order being 1st lowest

Note. The Rates of Single firm quoted Items have been Verified by Technical Committee as per SPPRA Rule No. 48

Prof. Ikram Din Ujjan,
Chairman, CPC



Mr. Asif Ali Abbasi
Deputy Director Finance
Member, CPC.



Mr. Asif Pervaiz Khero
External Member
University of Sindh Member, CPC.



S. No.	Name Of Items	M/S Jasani Scientific	M/S Global Marketing services	M/S Optisurg.	M/S Lab Link.	M/S Ameer Din.	Remarks
	<p>1 to 60mmHg(1mmHg step) Average indication 1mmHg/0.1mmHg steps changeable Corneal Thickness Measurement measuring Range 0.4 to 0.75 mm (0.001mm step) Monitor: 8.5" WVGA color LCD monitor, touch panel data transport Terminal USB (import), RS232C(Export), LAN (Export) Country of Origin Japan or Equivalent 2 years free service, parts/ warranty.</p>						
10	<p>Bipolar Diathermy</p> <ul style="list-style-type: none"> • Frequency: 1.5 mhz± 10% • Proportional control • Wave shape: sinusoidal • Output power 10 watts maximum at 100% setting with 75± 10% ohm non-inductive load • Power range: 0 1005 of maximum output power • Country of Origin Japan or Equivalent 	Not Quoted	Not Quoted	Not Quoted	Not Quoted	Not Quoted	Not Quoted Any Firm

Note. The Rates of Single firm quoted Items have been Verified by Technical Committee as per SPPRA Rule No. 48



Prof. Ikram Din Ujjan,
Chairman, CPC



Mr. Asif Ali Abbasi
Deputy Director Finance
Member, CPC.




Mr. Asif Pervaiz Khero
External Member
University of Sindh Member, CPC.

S. No.	Name Of Items	M/S Jasani Scientific	M/S Global Marketing services	M/S Optisurg.	M/S Lab Link.	M/S Ameer Din.	Remarks
	2 Years free service, parts / Warranty						
11	Electrolysis Machine for Ophthalmic Uses Country of Origin Japan or Equivalent 2 Years free service, parts / Warranty	Not Quoted	Not Quoted	Not Quoted	Not Quoted	Not Quoted	Not Quoted Any Firm
12	Charging hand held ophthalmoscope with desk <ul style="list-style-type: none"> • Unique aspherical optical system • Corneal and iris reflex elimination, dust proof • Bright halogen illumination • Recessed multi-coated viewing window • Suitable for larger 	Not Quoted	Not Quoted	Not Quoted	Not Quoted	RS. 86,450/=	M/S Ameer Din has Single firm quoted & Qualified for purchase order being best
						Charging hand held ophthalmoscope with desk Heine Ophthalmoscope with Desk charging	

Note. The Rates of Single firm quoted Items have been Verified by Technical Committee as per SPPRA Rule No. 48


Prof. Ikram Din Ujian,
Chairman, CPC


Mr. Asif Ali Abbasi
Deputy Director Finance
Member, CPC.


Mr. Asif Pervaiz Khero
External Member
University of Sindh Member, CPC.


S. No.	Name Of Items	M/S Jasani Scientific	M/S Global Marketing services	M/S Optisurg-	M/S Lab Link.	M/S Ameer Din.	Remarks
--------	---------------	-----------------------	-------------------------------	---------------	---------------	----------------	---------

	<ul style="list-style-type: none"> • or small pupils lens range: +1-10/15/20/40 D • -1-10/15/20/25/35 D • Apertures stat, fixation star with polar co-ordinates • Suitable blue filter, large spot, small spot hemi spot • Filter Red- free filter for all apertures • Dust-proof needs no servicing • Desk charger & rechargeable battery • Country of Origin Japan or Equivalent 					system Heine K-180 Ophthalmoscope with NT 4 Heine/ Germany	
	2 Years free service, parts / Warranty TONOPEN Small and light weight Micro strain gauges transducer Rang of measurement of 5-56 mmHg Double sided LCD	Not Quoted	Not Quoted	Not Quoted	Not Quoted	Rs. 269,000/=	M/S Ameer Din has Single firm quoted & Qualified for purchase order being best
13							

Note. The Rates of Single firm quoted Items have been Verified by Technical Committee as per SPPRA Rule No. 48



Prof. Ikram Din Ujjan,
 Chairman, CPC



Mr. Asif Ali Abbasi
 Deputy Director Finance
 Member, CPC.



Mr. Asif Pervaiz Khero
 External Member
 University of Sindh Member, CPC.

S. No.	Name Of Items	M/S Jasani Scientific	M/S Global Marketing services	M/S Optisurg.	M/S Lab Link.	M/S Ameer Din.	Remarks
	<p>I box of ocu film tip covers, carry case, manual DVD Country of Origin Japan or Equivalent 2 Years free service, parts / Warranty</p>					<p>Tonopen Tonometer perkins model MK-2 Haag-striet/ Clement Clarke/ UK</p>	
	<p>Electronic Hess Screen Screen: high resolution LED screen that show the bright red and green points for the optical examination Support table for Monitor, Mouse and or Touch-pad Chin located at 35cm from the screen centre Laptop computer with Hess digit Test Power supply Printer Functional Requirements Hess test: N° 3 preset sequences, N° 1 manual sequence Visual field coverage angle: 40° (± 20°) both Horizontally and vertical positioning Resolution: ± 1mm Measurement Accuracy: ± 1mm Data: Error in Prismatic diopters examination management: automatic archiving in pdf file Print: Color printing of Hess Grid and data errors Country of Origin Japan or Equivalent 2 Years free service, parts /</p>	Not Quoted	Not Quoted	Not Quoted	Not Quoted	Not Quoted	Not Quoted Any Firm
14							

Note. The Rates of Single firm quoted Items have been Verified by Technical Committee as per SPPRA Rule No. 48


Prof. Ikram Din Ujian,
 Chairman, CPC


Mr. Asif Ali Abbasi
 Deputy Director Finance
 Member, CPC.



Mr. Asif Pervaiz Khero
 External Member
 University of Sindh Member, CPC.


S. No.	Name Of Items	M/S Jasani Scientific	M/S Global Marketing services	M/S Optisurg.	M/S Lab Link.	M/S Ameer Din.	Remarks
--------	---------------	-----------------------	-------------------------------	---------------	---------------	----------------	---------

	Warranty						
	CARDIFF ACUTTY CARD For acuity measurement in toddlers aged 1 to 3 years	Not Quoted	Not Quoted	Not Quoted	Not Quoted	Not Quoted	Not Quoted Any Firm
15	Country of Origin Japan or Equivalent 2 Years free service, parts / Warranty					1	
	OPTOKINETIC DRUM: Accurately tests for nystagmus when rotated at 8-10rpm Light weight drum of Professional quality with high ball bearing for effortless spin mechanism Standard black and	Not Quoted	Not Quoted	Not Quoted	Not Quoted	Not Quoted	Not Quoted Any Firm
16							

Note: The Rates of Single firm quoted Items have been Verified by Technical Committee as per SPPRA Rule No. 48


Prof. Ikram Din Ujjan,
Chairman, CPC


Mr. Asif Ali Abbasi
Deputy Director Finance
Member, CPC.



Mr. Asif Pervaiz Khoro
External Member
University of Sindh Member, CPC.

S. No.	Name Of Items	M/S Jasani Scientific	M/S Global Marketing services	M/S Optisurg.	M/S Lab Link.	M/S Ameer Din.	Remarks
17	<p>white striped drum for use 24" to 30" from patient Height of drum: 26cm Overall height 44 cm ø = 18cm Country of Origin Japan or Equivalent</p> <p>2 Years free service, parts / Warranty</p> <p>A Scan Ultrasound A-Scan with built-in printer, foot-switch, 10 MHz A-scan Direct Contact Probe Live A-scan display</p> <p>Examination modes Automatic capture, normal cataract, dense Cataract, Aphakic Pseudophakic manual mode</p>	Not Quoted	Not Quoted	Not Quoted	Not Quoted	<p>RS. 639,000/=</p> <p>A Scan Ultrasound Sonomed Ophthalmic Ultrasound A Scan Biometry Model: A-Scan 300a+ Sonomed Inc./ USA optional: parger Shell</p>	<p>M/S Ameer Din has Single firm quoted & Qualified for purchase order being best</p>

Note: The Rates of Single firm quoted Items have been Verified by Technical Committee as per SPPRA Rule No. 48


Prof. Ikram Din Ujian,
 Chairman, CPC


Mr. Asif Ali Abbasi
 Deputy Director Finance
 Member, CPC.


Mr. Asif Pervaiz Khero
 External Member
 University of Sindh Member, CPC.

S. No.	Name Of Items	M/S Jasani Scientific	M/S Global Marketing services	M/S Optisurg.	M/S Lab Link.	M/S Ameer Din.	Remarks
	Permanent storage of 5 scans for later review and IOL calculation A-scan measurement review capability Axial length, average and standard deviation for up to 5 scans Post refractive surgery formulas (Myopic regression formula & hyperopic regression formula) IOL Formulas: Binkhorst, Regression-II, Theoretic, Holladay, Hoffer-O, Haigis Immersion Capabilities Clinical accuracy +/- 0.1mm Electrical accuracy +/- 0.0484mm						

Note. The Rates of Single firm quoted Items have been Verified by Technical Committee as per SPPRA Rule No. 48



Prof. Ikram Din Ujjan,
Chairman, CPC



Mr. Asif Ali Abbasi
Deputy Director Finance
Member, CPC.



Mr. Asif Pervaiz Khero
External Member
University of Sindh Member, CPC.

S. No.	Name Of Items	M/S Jasani Scientific	M/S Global Marketing services	M/S Optisurg.	M/S Lab Link.	M/S Ameer Din.	Remarks
--------	---------------	-----------------------	-------------------------------	---------------	---------------	----------------	---------

	Country of Origin Japan or Equivalent 2 Years free service, parts / Warranty						
18	PHACO Hexadisq Hand Piece- Titanium, (6-crystal design) new version Units 02 Easy Tip-Titanium, 2.8mm,30 degree, reusable 06 Units Irrigation sleeve 19G for 2.8mm easy tip 06 units Irrigation sleeve 20G for 2.2mm easy tip 02 units Test Chamber silicon 02 units Key for phaco tips 02 Units I/A tubing set, reusable 04 Units Country of Origin Switzerland or Equivalent 2 Years free service, parts / Warranty	Not Quoted	Not Quoted	Rs. 1,666,968/= PHACO Hexadisq Hand Piece- Titanium,; (PHACO Headisq Hand Piece- titanium, 6-crystal design, new version) Switzerland	Not Quoted	Not Quoted	M/S OPTISURG has Single firm quoted & Qualified for purchase order being best
19	Suction Machine with nozel and catheter	Not Quoted	Not Quoted	Not Quoted	Not Quoted	Not Quoted	Not Quoted Any Firm

Note. The Rates of Single firm quoted Items have been Verified by Technical Committee as per SPPRA Rule No. 48

Prof. Ikram Din Ujjan,
Chairman, CPC



Mr. Asif Ali Abbasi
Deputy Director Finance
Member, CPC.



Mr. Asif Pervaiz Khero
External Member
University of Sindh Member, CPC.




S. No.	Name Of Items	M/S Jasani Scientific	M/S Global Marketing services	M/S Optisurg.	M/S Lab Link.	M/S Ameer Din.	Remarks
20	Ambo bag adult Country of Origin Japan or Equivalent 2 Years free service, parts / Warranty	Not Quoted	Not Quoted	Not Quoted	Not Quoted	Not Quoted	Not Quoted Any Firm
21	Ambo Bag Baby Country of Origin Japan or Equivalent 2 Years free service, / Warranty	Not Quoted	Not Quoted	Not Quoted	Not Quoted	Not Quoted	Not Quoted Any Firm
22	Baby circuit Country of Origin Japan or Equivalent 2 Years free service, / Warranty	Not Quoted	Not Quoted	Not Quoted	Not Quoted	Not Quoted	Not Quoted Any Firm
23	Magil circuit Country of Origin Japan or Equivalent 2 Years free service, / Warranty	Not Quoted	Not Quoted	Not Quoted	Not Quoted	Not Quoted	Not Quoted Any Firm
24	Bain circuit Country of Origin Japan or Equivalent 2 Years free service, / Warranty	Not Quoted	Not Quoted	Not Quoted	Not Quoted	Not Quoted	Not Quoted Any Firm
25	Defibrillator with trolley	Not Quoted	Not Quoted	Not Quoted	Not Quoted	Not Quoted	Not Quoted Any Firm

Note. The Rates of Single firm quoted Items have been Verified by Technical Committee as per SPPRA Rule No. 48


Prof. Ikram Din Ujjan,
Chairman, CPC



Mr. Asif Ali Abbasi
Deputy Director Finance
Member, CPC.



Mr. Asif Pervaiz Khero
External Member
University of Sindh Member, CPC.

S. No.	Name Of Items	M/S Jasani Scientific	M/S Global Marketing services	M/S Optisurg.	M/S Lab Link.	M/S Ameer Din.	Remarks
	Country of Origin Japan or Equivalent						
26	Face Masks all Size Country of Origin Japan or Equivalent 2 Years free service, / Warranty	Not Quoted	Not Quoted	Not Quoted	Not Quoted	Not Quoted	Not Quoted Any Firm
27	LMA All size (Reusable) Country of Origin Japan or Equivalent 2 Years free service, / Warranty	Not Quoted	Not Quoted	Not Quoted	Not Quoted	Not Quoted	Not Quoted Any Firm
28	Savoflurence Valoprizer Country of Origin Japan or Equivalent 2 Years free service, / Warranty	Not Quoted	Not Quoted	Not Quoted	Not Quoted	Not Quoted	Not Quoted Any Firm

Note. The Rates of Single firm quoted Items have been Verified by Technical Committee as per SPPRA Rule No. 48


Prof. Ikram Din Ujjan,
Chairman, CPC


Mr. Asif Ali Abbasi
Deputy Director Finance
Member, CPC.


Mr. Asif Pervaiz Khero
External Member
University of Sindh Member, CPC.