



DIRECTORATE OF URBAN POLICY & STRATEGIC PLANNING
PLANNING & DEVELOPMENT DEPARTMENT
GOVERNMENT OF SINDH

No. P&D/Directorate(UP&SP)/Pro/2016/1125

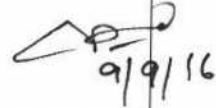
Karachi, dated 9th September, 2016

Assistant Director (Asmt),
Sindh Public Procurement Regulatory Authority (SPPRA),
Government of Sindh,
Karachi.

Subject: NIT NO. P&D/ DIRECTORATE (UP&SP) pro/2016/2336 dated 17.08.2016 (Sr. No. 29729)

I am directed to refer to your office letter No. AD (ASMT/SPPRA/UP&SP-29729) 2016-17/ 1660 dated, August 29th 2016 on above subject.

2. The requested documents i.e. Evaluation Report of Expression of Interest for Municipal Finance Assessment Study for Sindh are enclosed herewith for your record and hoisting on SPPRA website.


9/9/16

(NABESH AKHTAR)

Deputy Director – (Procurement)

Enclosure:

- Evaluation of EOIs 10 pages

A copy is forwarded for information to:

- The Director (AF&M), Directorate of UP&SP, Sindh, Karachi
- The Director (UP&P), Directorate of UP&SP, Sindh, Karachi
- P.S to Additional Chief Secretary (Dev.), P&D Department, GoS, Karachi.
- ES to Director General, Directorate of UP&SP, Sindh, Karachi
- The Staff Officer to MD, SPPRA, Karachi

Deputy Director – Procurement


Subject: MINUTES OF THE CONSULTANT SELECTION COMMITTEE (CSC) MEETING – EVALUATION OF EXPRESSIONS OF INTEREST (EOIs) FOR MUNICIPAL FINANCE ASSESSMENT STUDY FOR SINDH.


A meeting of Consultant Selection Committee (CSC) was held under the Chairmanship of Director General, Directorate of Urban Policy & Strategic Planning (UP&SP), Planning & Development Department, Government of Sindh on 4th August, 2016 at 04:00 PM in the committee room of the Directorate for evaluation of Expression of Interest (EOIs) submitted by the interested firms for Municipal Finance Assessment Study for Sindh


2. The Secretary, Consultant Selection Committee informed the Committee that M/s. Grant Thornton Consulting (Pvt.) Limited associated with EA Consulting (Pvt.) Ltd (Consortium) did not fulfill the requirement for submission of EOI fee in form of pay order / bank draft. Therefore, the Committee considered this consortium as "Ineligible" for further procurement process. A total of three (03) consortiums out of four (04) were eligible for evaluation of their EOIs. Based on the evaluation criteria prepared under SPPRA Rules, given in the EOI document, the committee thoroughly examined and evaluated the EOI documents submitted by the eligible consortiums. The lead firm and associated firm of the consortiums had to secure minimum of 70% score separately for shortlisting and qualification for issuance of RFP. In view of this, the Lead Firm has to secure minimum score of 56 (collectively in technical and financial standing) and the Associated Firm has to secure minimum score of 14 (collectively in technical and financial standing). The list of eligible consortiums and their total scores are given below:


S. No.	Name of Eligible Consortiums	Score (out of 100)
1.	M/s. Ernst & Young Ford Rhodes Sidat Hyder (EY) associated with Osmani & Company (Pvt.) Ltd. (Consortium)	76.0
2.	M/s. Deloitte Yusuf Adil, associated with Atif Nazar Associates (Consortium)	78.2
3.	M/s. Oxford Policy Management Limited associated with Spectra Engineering Solution (Pvt.) Ltd (Consortium)	71.6


3. Considering the passing score of 70 out of 100, the committee shortlisted and qualified all three (03) eligible consortiums for issuance of Request of Proposal (RFP). The meeting concluded with the vote of thanks to and from the Chair.



(Nabesh Akhtar)
Deputy Director (Procurement),
Directorate of UP&SP, P&D Department,
Govt. of Sindh.
(Member/ Secretary)


(Akbar Ali Brahmani)
Deputy Secretary (Dev.II)
Finance Department,
Govt. of Sindh.
(Member)


(Muhammad Saleem Jalbani)
Chief (EPR),
P&D Department,
Govt. of Sindh.
(Member)


(Mr. Farooque Ahmed Siddiqui)
Director,
Local Government Department,
Govt. of Sindh.
(Member)


(Mumtaz Ali)
Director Urban Policy & Planning,
Directorate of UP&SP, P&D Department,
Govt. of Sindh.
(Co-opted Member)


(Khair Muhammad Kalwar)
Director General,
Directorate of UP&SP, P&D Department,
Govt. of Sindh.
(Chairman)

SUMMARY EVALUATION SHEET FOR EXPRESSIONS OF INTEREST

Project Title: Municipal Finance Assessment Study for Sindh

S. No.	Name of Firm	Score	Qualified / Disqualified for Issuance of RFP
1	M/s. Ernst & Young Ford Rhodes Sidat Hyder (EY) associated with Osmani & Company (Pvt.) Ltd. (Consortium)	76.0	Qualified
2	M/s. Deloitte Yusuf Adil, associated with Atif Nazar Associates (Consortium)	78.2	Qualified
3	M/s. Oxford Policy Management Limited associated with Spectra Engineering Solution (Pvt.) Ltd (Consortium)	71.6	Qualified

Note: 70 marks out of 100 have been fixed for Qualification


Evaluated by:




(Nabesh Akhtar)
Deputy Director (Procurement),
Directorate of UP&SP, P&D Department,
Govt. of Sindh.
(Member/ Secretary)



(Akbar Ali Brahmani),
Deputy Secretary (Dev.II),
Finance Department, Govt. of Sindh
(Member)




(Muhammad Saleem Jalbani)
Chief (EPR),
P&D Department, Govt. of Sindh
(Member)



(Farooque Ahmed Siddiqui)
Director, Local Government Department,
Govt. of Sindh,
(Member)



(Mumtaz Ali)
Director - Urban Policy & Planning,
Directorate of UP&SP,
P&D Department, Govt. of Sindh
(Co-opted Member)



(Khair Muhammad Kalwar)
Director General,
Directorate of UP&SP, P&D Department,
Govt. of Sindh.
(Chairman)

EVALUATION SHEET FOR EXPRESSIONS OF INTEREST (CONSOLIDATED SHEET)


Project Title: Municipal Finance Assessment Study for Sindh

S.No.	EVALUATION CRITERIA	S. No.	S. No.	1	2	3
		Max. Score	Max. Score with Weightage (80% and	M/s. Ernst & Young Ford Rhodes Sidat Hyder (EY) associated with Osmani & Company (Pvt.) Ltd. (Consortium)	M/s. Deloitte Yusuf Adil, associated with Atif Nazar Associates (Consortium)	M/s. Oxford Policy Management Limited associated with Spectra Engineering Solution (Pvt.) Ltd (Consortium)
				Score	Score	Score
1	Technical Standing of Firm	80	80			
A	Project experience	30	30			
a	Experience in Pakistan (Similar nature of contracts executed) Minimum Value of Consultancy Rs. 10 million.	25	25			
	Lead Firm - 80%					
	i. Up to 5 Projects	10	8	8.0	8.0	8.0
	ii. Up to 10 Projects	20	16			
	iii. More than 10 Projects	25	20			
	Associated Firm(s) - 20%					
	i. Up to 5 Projects	10	2		2.0	
	ii. Up to 10 Projects	20	4	4.0		
	iii. More than 10 Projects	25	5			5.0
b	Experience in International Context (Similar nature of contracts executed) Minimum Value of Consultancy Rs. 20 million	5	5			
	Lead Firm - 80%					
	i. Up to 2 Projects	2	1.6			0.0
	ii. Up to 4 Projects	3	2.4	2.4	2.4	
	iii. More than 4 Projects	5	4			
	Associated Firm(s) - 20%					
	i. Up to 2 Projects	2	0.4	0.1	0.0	0.0
	ii. Up to 4 Projects	3	0.6			
	iii. More than 4 Projects	5	1			
	Sub Total - A			14.7	12.4	13.0
B	Personnel Experience (Technical Personnel in the permanent Employment of the Firm(s)/Company)	50	50			
a	No of personnel (Relevant Technical)	5	5			
	Lead Firm - 80%					
	i. Up to 3	1	0.8			
	ii. Up to 5	3	2.4			
	iii. Up to 7	5	4	4.0	4.0	4.0
	Associated Firm(s) - 20%					
	i. Up to 3	1	0.2			
	ii. Up to 5	3	0.6	0.4		
	iii. Up to 7	5	1		1.0	1.0
b	Permanency of Relevant Technical Personal with the Firm(s)	5	5			
	Lead Firm - 80%					
	i. For each year/professional (years x 0.25)	5	4	4.0	4.0	4.0
	Associated Firm(s) - 20%					
	i. For each year/professional (years x 0.25)	5	1	1.0	1.0	1.0
c	Relevant Experience	25	25			
	Lead Firm - 80%					
	i. For each year/professional (years x 0.5)	25	20	20.0	20.0	20.0
	Associated Firm(s) - 20%					
	i. For each year/professional (years x 0.5)	25	5	5.0	5.0	5.0
d	Qualification	15	15			
	Lead Firm - 80%		12			
	i) Each Professional with relevant Bachelors Degree	0.70	0.56	3.2	6.3	1.8
	ii) Each Professional with relevant Postgraduate Diploma	0.80	0.64	0.8		0.0
	iii) Each professional with relevant Postgraduate Degree	0.90	0.72	1.6	2.3	3.6
	iv) Each Professional with relevant Doctorate Degree	1.0	0.8	0.0		
	Associated Firm(s) - 20%		3			
	i) Each Professional with relevant Bachelors Degree	0.7	0.14	0.2	1.0	1.0
	ii) Each Professional with relevant Postgraduate Diploma	0.8	0.16	0.1		
	iii) Each professional with relevant Postgraduate Degree	0.9	0.18	0.5	1.2	1.2
	iv) Each Professional with relevant Doctorate Degree	1.0	0.2	0.2		
	Sub Total - B			41.3	45.8	42.6
2	Financial Standing / Status of the Firm(s)	20	20			
a	Average annual turnover (For the last three years duly certified)					
	Lead Firm - 80%		16			
	i) Annual turnover of up to Rs. 30 million	5	4			
	ii) Annual turnover of more than Rs. 30 million and up to 60 million	10	8			
	iii) Annual turnover of more than Rs. 60 million	20	16	16.0	16.0	16.0
	Associated Firm(s) - 20%		4			
	i) Annual turnover of up to Rs. 10 million	5	1			
	ii) Annual turnover of more than Rs. 10 million and up to 15 million	10	2			
	iii) Annual turnover of more than Rs. 15 million	20	4	4.0	4.0	0.0
	Sub Total - C			20.0	20.0	16.0
	Total (A+B+C)	100	100	76.0	78.2	71.6
	Qualified / Disqualified			Qualified	Qualified	Qualified

Project Title: Municipal Finance Assessment Study for Sindh

S.No.	EVALUATION CRITERIA	S. No.	S. No.	1	2	3
		Max. Score	Max. Score with Weightage (80% out)	M/s. Ernst & Young Ford Rhodes Sidat Hyder (EY) associated with Osmani & Company (Pvt.) Ltd. (Consortium)	M/s. Deloitte Yusuf Adil, associated with Atif Nazar Associates (Consortium)	M/s. Oxford Policy Management Limited associated with Spectra Engineering Solution (Pvt.) Ltd (Consortium)
				Score	Score	Score
1	Technical Standing of Firm	80	80			
A	Project experience	30	30			
a	Experience in Pakistan (Similar nature of contracts executed) Minimum Value of Consultancy Rs. 10 million.	25	25			
	Lead Firm - 80%					
	i. Up to 5 Projects	10	8	8.0	8.0	8.0
	ii. Up to 10 Projects	20	16			
	iii. More than 10 Projects	25	20			
	Associated Firm(s) - 20%					
	i. Up to 5 Projects	10	2		2.0	
	ii. Up to 10 Projects	20	4	4.0		
	iii. More than 10 Projects	25	5			5.0
b	Experience in International Context (Similar nature of contracts executed) Minimum Value of Consultancy Rs. 20 million.	5	5			
	Lead Firm - 80%					
	i. Up to 2 Projects	2	1.6			0.0
	ii. Up to 4 Projects	3	2.4	2.4	2.4	
	iii. More than 4 Projects	5	4			
	Associated Firm(s) - 20%					
	i. Up to 2 Projects	2	0.4	0.0	0.0	0.0
	ii. Up to 4 Projects	3	0.6			
	iii. More than 4 Projects	5	1			
	Sub Total - A			14.4	12.4	13.0
B	Personnel Experience (Technical Personnel in the permanent Employment of the Firm(s)/Company)	50	50			
a	No of personnel (Relevant Technical)	5	5			
	Lead Firm - 80%					
	i. Up to 3	1	0.8			
	ii. Up to 5	3	2.4			
	iii. Up to 7	5	4	4.0	4.0	4.0
	Associated Firm(s) - 20%					
	i. Up to 3	1	0.2			
	ii. Up to 5	3	0.6	0.6		
	iii. Up to 7	5	1		1.0	1.0
b	Permanency of Relevant Technical Personal with the Firm(s)	5	5			
	Lead Firm - 80%					
	i. For each year/professional (years x 0.25)	5	4	4.0	4.0	4.0
	Associated Firm(s) - 20%					
	i. For each year/professional (years x 0.25)	5	1	1.0	1.0	1.0
c	Relevant Experience	25	25			
	Lead Firm - 80%					
	i. For each year/professional (years x 0.5)	25	20	20.0	20.0	20.0
	Associated Firm(s) - 20%					
	i. For each year/professional (years x 0.5)	25	5	5.0	5.0	5.0
d	Qualification	15	15			
	Lead Firm - 80%		12			
	i) Each Professional with relevant Bachelors Degree	0.70	0.56	2.8	5.6	1.7
	ii) Each Professional with relevant Postgraduate Diploma	0.80	0.64	0.6		
	iii) Each professional with relevant Postgraduate Degree	0.90	0.72	1.4	2.2	3.6
	iv) Each Professional with relevant Doctorate Degree	1.0	0.8	0.0		
	Associated Firm(s) - 20%		3			
	i) Each Professional with relevant Bachelors Degree	0.7	0.14	0.1	1.0	1.0
	ii) Each Professional with relevant Postgraduate Diploma	0.8	0.16			
	iii) Each professional with relevant Postgraduate Degree	0.9	0.18	0.4	1.3	1.1
	iv) Each Professional with relevant Doctorate Degree	1.0	0.2	0.2		
	Sub Total - B			40.2	45.0	42.3
2	Financial Standing / Status of the Firm(s)	20	20			
a	Average annual turnover (For the last three years duly certified)					
	Lead Firm - 80%		16			
	i) Annual turnover of up to Rs. 30 million	5	4			
	ii) Annual turnover of more than Rs. 30 million and up to 60 million	10	8			
	iii) Annual turnover of more than Rs. 60 million	20	16	16.0	16.0	16.0
	Associated Firm(s) - 20%		4			
	i) Annual turnover of up to Rs. 10 million	5	1			
	ii) Annual turnover of more than Rs. 10 million and up to 15 million	10	2			
	iii) Annual turnover of more than Rs. 15 million	20	4	4.0	4.0	0.0
	Sub Total - C			20.0	20.0	16.0
	Total (A+B+C)	100	100	74.6	77.4	71.3
	Qualified / Disqualified			Qualified	Qualified	Qualified

EVALUATED BY:


 (Khair Muhammad Kaiwar),
 Director General, Directorate of UP&SP,
 P&D Department, Govt. of Sindh
 (Chairman)

Project Title: Municipal Finance Assessment Study for Sindh

S.No.	EVALUATION CRITERIA	S.No.	S.No.	1	2	3
		Max. Score	Max. Score with Weightage (80% and	M/s. Ernst & Young Ford Rhodes Sidar Hyder (EY) associated with Osmani & Company (Pvt.) Ltd. (Consortium) Score	M/s. Deloitte Yasuf Adil, associated with Atif Nazir Associates (Consortium) Score	M/s. Oxford Policy Management Limited associated with Spectra Engineering Solution (Pvt.) Ltd (Consortium) Score
1	Technical Standing of Firm	80	80			
A	Project experience	30	30			
a	Experience in Pakistan (Similar nature of contracts executed) Minimum Value of Consultancy Rs. 10 million.	25	25			
	Lead Firm - 80%					
	i. Up to 5 Projects	10	8	8.0	8.0	8.0
	ii. Up to 10 Projects	20	16			
	iii. More than 10 Projects	25	20			
	Associated Firm(s) - 20%					
	i. Up to 5 Projects	10	2		2.0	
	ii. Up to 10 Projects	20	4	4.0		
	iii. More than 10 Projects	25	5			5.0
b	Experience in International Context (Similar nature of contracts executed) Minimum Value of Consultancy Rs. 20 million.	5	5			
	Lead Firm - 80%					
	i. Up to 2 Projects	2	1.6			0.0
	ii. Up to 4 Projects	3	2.4	2.4	2.4	
	iii. More than 4 Projects	5	4			
	Associated Firm(s) - 20%					
	i. Up to 2 Projects	2	0.4		0.0	0.0
	ii. Up to 4 Projects	3	0.6	0.6		
	iii. More than 4 Projects	5	1			
	Sub Total - A			15.0	12.4	13.0
B	Personnel Experience (Technical Personnel in the permanent Employment of the Firm(s)/Company)	50	50	*		
a	No of personnel (Relevant Technical)	5	5			
	Lead Firm - 80%					
	i. Up to 3	1	0.8			
	ii. Up to 5	3	2.4			
	iii. Up to 7	5	4	4.0	4.0	4.0
	Associated Firm(s) - 20%					
	i. Up to 3	1	0.2			
	ii. Up to 5	3	0.6			
	iii. Up to 7	5	1	1.0	1.0	1.0
b	Permanency of Relevant Technical Personal with the Firm(s)	5	5			
	Lead Firm - 80%					
	i. For each year/professional (years x 0.25)	5	4	4.0	4.0	4.0
	Associated Firm(s) - 20%					
	i. For each year/professional (years x 0.25)	5	1	1.0	1.0	1.0
c	Relevant Experience	25	25			
	Lead Firm - 80%					
	i. For each year/professional (years x 0.5)	25	20	20.0	20.0	20.0
	Associated Firm(s) - 20%					
	i. For each year/professional (years x 0.5)	25	5	5.0	5.0	5.0
d	Qualification	15	15			
	Lead Firm - 80%					
	i) Each Professional with relevant Bachelors Degree	0.70	0.56	3.4	6.7	1.7
	ii) Each Professional with relevant Postgraduate Diploma	0.80	0.64	1.3		
	iii) Each professional with relevant Postgraduate Degree	0.90	0.72	1.4	2.2	3.6
	iv) Each Professional with relevant Doctorate Degree	1.0	0.8	0.0		
	Associated Firm(s) - 20%					
	i) Each Professional with relevant Bachelors Degree	0.7	0.14	0.1	1.0	1.1
	ii) Each Professional with relevant Postgraduate Diploma	0.8	0.16	0.2		
	iii) Each professional with relevant Postgraduate Degree	0.9	0.18	0.4	1.4	1.3
	iv) Each Professional with relevant Doctorate Degree	1.0	0.2	0.2		
	Sub Total - B			42.0	46.3	42.7
2	Financial Standing / Status of the Firm(s)	20	20			
a	Average annual turnover (For the last three years duly certified)					
	Lead Firm - 80%		16			
	i) Annual turnover of up to Rs. 30 million	5	4			
	ii) Annual turnover of more than Rs. 30 million and up to 60 million	10	8			
	iii) Annual turnover of more than Rs. 60 million	20	16	16.0	16.0	16.0
	Associated Firm(s) - 20%		4			
	i) Annual turnover of up to Rs. 10 million	5	1			
	ii) Annual turnover of more than Rs. 10 million and up to 15 million	10	2			
	iii) Annual turnover of more than Rs. 15 million	20	4	4.0	4.0	0.0
	Sub Total - C			20.0	20.0	16.0
	Total (A+B+C)	100	100	77.0	78.7	71.7
	Qualified / Disqualified			Qualified	Qualified	Qualified

EVALUATED BY:

(Farooque Ahmed Siddiqui)
Director, Local Government Department,
Govt. of Sindh,
(Member)

Project Title: Municipal Finance Assessment Study for Sindh

S.No.	EVALUATION CRITERIA	S.No.	S.No.	1	2	3
		Max. Score	Max. Score with Weightage (80% and	M/s. Ernst & Young Ford Rhodes Sidat Hyder (EY) associated with Osmani & Company (Pvt.) Ltd. (Consortium)	M/s. Deloitte Yusuf Adil, associated with Atif Nazar Associates (Consortium)	M/s. Oxford Policy Management Limited associated with Spectra Engineering Solution (Pvt.) Ltd (Consortium)
				Score	Score	Score
1	Technical Standing of Firm	80	80			
A	Project experience	30	30			
a	Experience in Pakistan (Similar nature of contracts executed) Minimum Value of Consultancy Rs. 10 million.	25	25			
	Lead Firm - 80%					
	i. Up to 5 Projects	10	8	8.0	8.0	8.0
	ii. Up to 10 Projects	20	16			
	iii. More than 10 Projects	25	20			
	Associated Firm(s) - 20%					
	i. Up to 5 Projects	10	2		2.0	
	ii. Up to 10 Projects	20	4	4.0		
	iii. More than 10 Projects	25	5			5.0
b	Experience in International Context (Similar nature of contracts executed) Minimum Value of Consultancy Rs. 20 million.	5	5			
	Lead Firm - 80%					
	i. Up to 2 Projects	2	1.6			0.0
	ii. Up to 4 Projects	3	2.4	2.4	2.4	
	iii. More than 4 Projects	5	4			
	Associated Firm(s) - 20%					
	i. Up to 2 Projects	2	0.4	0.4	0.0	0.0
	ii. Up to 4 Projects	3	0.6			
	iii. More than 4 Projects	5	1			
	Sub Total - A			14.8	12.4	13.0
B	Personnel Experience (Technical Personnel in the permanent Employment of the Firm(s)/Company)	50	50			
a	No of personnel (Relevant Technical)	5	5			
	Lead Firm - 80%					
	i. Up to 3	1	0.8			
	ii. Up to 5	3	2.4			
	iii. Up to 7	5	4	4.0	4.0	4.0
	Associated Firm(s) - 20%					
	i. Up to 3	1	0.2			
	ii. Up to 5	3	0.6			
	iii. Up to 7	5	1	1.0	1.0	1.0
b	Permanency of Relevant Technical Personal with the Firm(s)	5	5			
	Lead Firm - 80%					
	i. For each year/professional (years x 0.25)	5	4	4.0	4.0	4.0
	Associated Firm(s) - 20%					
	i. For each year/professional (years x 0.25)	5	1	1.0	1.0	1.0
c	Relevant Experience	25	25			
	Lead Firm - 80%					
	i. For each year/professional (years x 0.5)	25	20	20.0	20.0	20.0
	Associated Firm(s) - 20%					
	i. For each year/professional (years x 0.5)	25	5	5.0	5.0	5.0
d	Qualification	15	15			
	Lead Firm - 80%					
	i) Each Professional with relevant Bachelors Degree	0.70	0.56	3.4	6.2	2.2
	ii) Each Professional with relevant Postgraduate Diploma	0.80	0.64	0.6		
	iii) Each professional with relevant Postgraduate Degree	0.90	0.72	1.4	2.9	3.6
	iv) Each Professional with relevant Doctorate Degree	1.0	0.8	0.0		
	Associated Firm(s) - 20%					
	i) Each Professional with relevant Bachelors Degree	0.7	0.14	0.3	1.0	1.0
	ii) Each Professional with relevant Postgraduate Diploma	0.8	0.16	0.2		
	iii) Each professional with relevant Postgraduate Degree	0.9	0.18	0.6	0.9	1.3
	iv) Each Professional with relevant Doctorate Degree	1.0	0.2	0.2		
	Sub Total - B			41.7	45.9	43.1
2	Financial Standing / Status of the Firm(s)	20	20			
a	Average annual turnover (For the last three years duly certified)					
	Lead Firm - 80%					
	i) Annual turnover of up to Rs. 30 million	5	4			
	ii) Annual turnover of more than Rs. 30 million and up to 60 million	10	8			
	iii) Annual turnover of more than Rs. 60 million	20	16	16.0	16.0	16.0
	Associated Firm(s) - 20%					
	i) Annual turnover of up to Rs. 10 million	5	1			
	ii) Annual turnover of more than Rs. 10 million and up to 15 million	10	2			
	iii) Annual turnover of more than Rs. 15 million	20	4	4.0	4.0	0.0
	Sub Total - C			20.0	20.0	16.0
	Total (A+B+C)	100	100	76.5	78.3	72.1
	Qualified / Disqualified			Qualified	Qualified	Qualified


EVALUATED BY:

(Muhammad Saleem Jalbani)
Chief (EPR),
P&D Department, Govt. of Sindh
(Member)

Project Title: Municipal Finance Assessment Study for Sindh

S.No.	EVALUATION CRITERIA	S.No.	S.No.	1	2	3
		Max. Score	Max. Score with Weightage (80% and	M/s. Ernst & Young Ford Rhodes Sidat Hyder (EY) associated with Osmani & Company (Pvt.) Ltd. (Consortium)	M/s. Deloitte Yusuf Adil, associated with Atif Nazar Associates (Consortium)	M/s. Oxford Policy Management Limited associated with Spectra Engineering Solution (Pvt.) Ltd (Consortium)
				Score	Score	Score
1	Technical Standing of Firm	80	80			
A	Project experience	30	30			
a	Experience in Pakistan (Similar nature of contracts executed) Minimum Value of Consultancy Rs. 10 million.	25	25			
	Lead Firm - 80%					
	i. Up to 5 Projects	10	8	8.0	8.0	8.0
	ii. Up to 10 Projects	20	16			
	iii. More than 10 Projects	25	20			
	Associated Firm(s) - 20%					
	i. Up to 5 Projects	10	2		2.0	
	ii. Up to 10 Projects	20	4	4.0		
	iii. More than 10 Projects	25	5			5.0
b	Experience in International Context (Similar nature of contracts executed) Minimum Value of Consultancy Rs. 20 million.	5	5			
	Lead Firm - 80%					
	i. Up to 2 Projects	2	1.6			0.0
	ii. Up to 4 Projects	3	2.4	2.4	2.4	
	iii. More than 4 Projects	5	4			
	Associated Firm(s) - 20%					
	i. Up to 2 Projects	2	0.4		0.0	0.0
	ii. Up to 4 Projects	3	0.6	0.6		
	iii. More than 4 Projects	5	1			
	Sub Total - A			15.0	12.4	13.0
B	Personnel Experience (Technical Personnel in the permanent Employment of the Firm(s)/Company)	50	50			
a	No of personnel (Relevant Technical)	5	5			
	Lead Firm - 80%					
	i. Up to 3	1	0.8			
	ii. Up to 5	3	2.4			
	iii. Up to 7	5	4	4.0	4.0	4.0
	Associated Firm(s) - 20%					
	i. Up to 3	1	0.2			
	ii. Up to 5	3	0.6	0.6		
	iii. Up to 7	5	1		1.0	1.0
b	Permanency of Relevant Technical Personal with the Firm(s)	5	5			
	Lead Firm - 80%					
	i. For each year/professional (years x 0.25)	5	4	4.0	4.0	4.0
	Associated Firm(s) - 20%					
	i. For each year/professional (years x 0.25)	5	1	1.0	1.0	1.0
c	Relevant Experience	25	25			
	Lead Firm - 80%					
	i. For each year/professional (years x 0.5)	25	20	20.0	20.0	20.0
	Associated Firm(s) - 20%					
	i. For each year/professional (years x 0.5)	25	5	5.0	5.0	5.0
d	Qualification	15	15			
	Lead Firm - 80%		12			
	i) Each Professional with relevant Bachelors Degree	0.70	0.56	3.4	6.2	1.7
	ii) Each Professional with relevant Postgraduate Diploma	0.80	0.64	0.6		
	iii) Each professional with relevant Postgraduate Degree	0.90	0.72	2.2	2.2	3.6
	iv) Each Professional with relevant Doctorate Degree	1.0	0.8	0.0		
	Associated Firm(s) - 20%		3			
	i) Each Professional with relevant Bachelors Degree	0.7	0.14	0.1	1.0	1.0
	ii) Each Professional with relevant Postgraduate Diploma	0.8	0.16	0.2		
	iii) Each professional with relevant Postgraduate Degree	0.9	0.18	0.6	1.3	1.3
	iv) Each Professional with relevant Doctorate Degree	1.0	0.2	0.2		
	Sub Total - B			41.8	45.6	42.5
2	Financial Standing / Status of the Firm(s)	20	20			
a	Average annual turnover (For the last three years duly certified)					
	Lead Firm - 80%		16			
	i) Annual turnover of up to Rs. 30 million	5	4			
	ii) Annual turnover of more than Rs. 30 million and up to 60 million	10	8			
	iii) Annual turnover of more than Rs. 60 million	20	16	16.0	16.0	16.0
	Associated Firm(s) - 20%		4			
	i) Annual turnover of up to Rs. 10 million	5	1			
	ii) Annual turnover of more than Rs. 10 million and up to 15 million	10	2		4.0	0.0
	iii) Annual turnover of more than Rs. 15 million	20	4	4.0		
	Sub Total - C			20.0	20.0	16.0
	Total (A+B+C)	100	100	76.8	78.0	71.5
	Qualified / Disqualified			Qualified	Qualified	Qualified


EVALUATED BY:


 (Akbar Ali Brahmani),
 Deputy Secretary (Dev.II),
 Finance Department, Govt. of Sindh
 (Member)

Project Title: Municipal Finance Assessment Study for Sindh

S. No.	EVALUATION CRITERIA	S. No.	S. No.	1	2	3
		Max. Score	Max. Score with Weightage (80% and	M/s. Ernst & Young Ford Rhodes Sidat Hyder (EY) associated with Osmani & Company (Pvt.) Ltd. (Consortium)	M/s. Deloitte Yusuf Adil, associated with Atif Nazar Associates (Consortium)	M/s. Oxford Policy Management Limited associated with Spectra Engineering Solution (Pvt.) Ltd (Consortium)
				Score	Score	Score
1	Technical Standing of Firm	80	80			
A	Project experience	30	30			
a	Experience in Pakistan (Similar nature of contracts executed) Minimum Value of Consultancy Rs. 10 million	25	25			
	Lead Firm - 80%					
	i. Up to 5 Projects	10	8	8.0	8.0	8.0
	ii. Up to 10 Projects	20	16			
	iii. More than 10 Projects	25	20			
	Associated Firm(s) - 20%					
	i. Up to 5 Projects	10	2		2.0	
	ii. Up to 10 Projects	20	4	4.0		
	iii. More than 10 Projects	25	5			5.0
b	Experience in International Context (Similar nature of contracts executed) Minimum Value of Consultancy Rs. 20 million	5	5			
	Lead Firm - 80%					
	i. Up to 2 Projects	2	1.6			0.0
	ii. Up to 4 Projects	3	2.4	2.4	2.4	
	iii. More than 4 Projects	5	4			
	Associated Firm(s) - 20%					
	i. Up to 2 Projects	2	0.4	0.0	0.0	0.0
	ii. Up to 4 Projects	3	0.6			
	iii. More than 4 Projects	5	1			
	Sub Total - A			14.4	12.4	13.0
B	Personnel Experience (Technical Personnel in the permanent Employment of the Firm(s)/Company)	50	50			
a	No of personnel (Relevant Technical)	5	5			
	Lead Firm - 80%					
	i. Up to 3	1	0.8			
	ii. Up to 5	3	2.4			
	iii. Up to 7	5	4	4.0	4.0	4.0
	Associated Firm(s) - 20%					
	i. Up to 3	1	0.2			
	ii. Up to 5	3	0.6	0.6		
	iii. Up to 7	5	1		1.0	1.0
b	Permanency of Relevant Technical Personal with the Firm(s)	5	5			
	Lead Firm - 80%					
	i. For each year/professional (years x 0.25)	5	4	4.0	4.0	4.0
	Associated Firm(s) - 20%					
	i. For each year/professional (years x 0.25)	5	1	1.0	1.0	1.0
c	Relevant Experience	25	25			
	Lead Firm - 80%					
	i. For each year/professional (years x 0.5)	25	20	20.0	20.0	20.0
	Associated Firm(s) - 20%					
	i. For each year/professional (years x 0.5)	25	5	5.0	5.0	5.0
d	Qualification	15	15			
	Lead Firm - 80%		12			
	i) Each Professional with relevant Bachelors Degree	0.70	0.56	3.4	6.7	1.7
	ii) Each Professional with relevant Postgraduate Diploma	0.80	0.64	0.6		
	iii) Each professional with relevant Postgraduate Degree	0.90	0.72	1.4	2.2	3.6
	iv) Each Professional with relevant Doctorate Degree	1.0	0.8	0.0		
	Associated Firm(s) - 20%		3			
	i) Each Professional with relevant Bachelors Degree	0.7	0.14	0.1	1.0	1.0
	ii) Each Professional with relevant Postgraduate Diploma	0.8	0.16	0.2		
	iii) Each professional with relevant Postgraduate Degree	0.9	0.18	0.4	1.3	1.3
	iv) Each Professional with relevant Doctorate Degree	1.0	0.2	0.2		
	Sub Total - B			40.9	46.1	42.5
2	Financial Standing / Status of the Firm(s)	20	20			
a	Average annual turnover (For the last three years duly certified)					
	Lead Firm - 80%		16			
	i) Annual turnover of up to Rs. 30 million	5	4			
	ii) Annual turnover of more than Rs. 30 million and up to 60 million	10	8			
	iii) Annual turnover of more than Rs. 60 million	20	16	16.0	16.0	16.0
	Associated Firm(s) - 20%		4			
	i) Annual turnover of up to Rs. 10 million	5	1			
	ii) Annual turnover of more than Rs. 10 million and up to 15 million	10	2			
	iii) Annual turnover of more than Rs. 15 million	20	4	4.0	4.0	0.0
	Sub Total - C			20.0	20.0	16.0
	Total (A+B+C)	100	100	75.3	78.5	71.5
	Qualified / Disqualified			Qualified	Qualified	Qualified


EVALUATED BY:


(Nabesh Akhtar),
 Deputy Director (Procurement),
 Directorate of UP&SP,
 P&D Department, Govt. of Sindh
 (Member/ Secretary)

Project Title: Municipal Finance Assessment Study for Sindh

S.No.	EVALUATION CRITERIA	S.No.	S.No.	1	2	3
		Max. Score	Max. Score with Weightage (80% and	M/s. Ernst & Young Ford Rhodes Sidat Hyder (EY) associated with Osmani & Company (Pvt.) Ltd. (Consortium) Score	M/s. Deloitte Yusuf Adil. associated with Atif Nazar Associates (Consortium) Score	M/s. Oxford Policy Management Limited associated with Spectra Engineering Solution (Pvt.) Ltd (Consortium) Score
1	Technical Standing of Firm	80	80			
A	Project experience	30	30			
a	Experience in Pakistan (Similar nature of contracts executed) Minimum Value of Consultancy Rs. 10 million	25	25			
	Lead Firm - 80%					
	i. Up to 5 Projects	10	8	8.0	8.0	8.0
	ii. Up to 10 Projects	20	16			
	iii. More than 10 Projects	25	20			
	Associated Firm(s) - 20%					
	i. Up to 5 Projects	10	2		2.0	
	ii. Up to 10 Projects	20	4	4.0		
	iii. More than 10 Projects	25	5			5.0
b	Experience in International Context (Similar nature of contracts executed) Minimum Value of Consultancy Rs. 20 million.	5	5			
	Lead Firm - 80%					
	i. Up to 2 Projects	2	1.6			0.0
	ii. Up to 4 Projects	3	2.4	2.4	2.4	
	iii. More than 4 Projects	5	4			
	Associated Firm(s) - 20%					
	i. Up to 2 Projects	2	0.4	0.0	0.0	0.0
	ii. Up to 4 Projects	3	0.6			
	iii. More than 4 Projects	5	1			
	Sub Total - A			14.4	12.4	13.0
B	Personnel Experience (Technical Personnel in the permanent Employment of the Firm(s)/Company)	50	50			
a	No of personnel (Relevant Technical)	5	5			
	Lead Firm - 80%					
	i. Up to 3	1	0.8			
	ii. Up to 5	3	2.4			
	iii. Up to 7	5	4	4.0	4.0	4.0
	Associated Firm(s) - 20%					
	i. Up to 3	1	0.2			
	ii. Up to 5	3	0.6	0.6		
	iii. Up to 7	5	1		1.0	1.0
b	Permanency of Relevant Technical Personal with the Firm(s)	5	5			
	Lead Firm - 80%					
	i. For each year/professional (years x 0.25)	5	4	4.0	4.0	4.0
	Associated Firm(s) - 20%					
	i. For each year/professional (years x 0.25)	5	1	1.0	1.0	1.0
c	Relevant Experience	25	25			
	Lead Firm - 80%					
	i. For each year/professional (years x 0.5)	25	20	20.0	20.0	20.0
	Associated Firm(s) - 20%					
	i. For each year/professional (years x 0.5)	25	5	5.0	5.0	5.0
d	Qualification	15	15			
	Lead Firm - 80%		12			
	i) Each Professional with relevant Bachelors Degree	0.70	0.56	3.4	6.7	1.7
	ii) Each Professional with relevant Postgraduate Diploma	0.80	0.64	0.6		
	iii) Each professional with relevant Postgraduate Degree	0.90	0.72	1.4	2.2	3.6
	iv) Each Professional with relevant Doctorate Degree	1.0	0.8	0.0		
	Associated Firm(s) - 20%		3			
	i) Each Professional with relevant Bachelors Degree	0.7	0.14	0.1	1.0	1.0
	ii) Each Professional with relevant Postgraduate Diploma	0.8	0.16	0.2		
	iii) Each professional with relevant Postgraduate Degree	0.9	0.18	0.4	1.3	1.3
	iv) Each Professional with relevant Doctorate Degree	1.0	0.2	0.2		
	Sub Total - B			40.9	46.1	42.5
2	Financial Standing / Status of the Firm(s)	20	20			
a	Average annual turnover (For the last three years duly certified)					
	Lead Firm - 80%		16			
	i) Annual turnover of up to Rs. 30 million	5	4			
	ii) Annual turnover of more than Rs. 30 million and up to 60 million	10	8			
	iii) Annual turnover of more than Rs. 60 million	20	16	16.0	16.0	16.0
	Associated Firm(s) - 20%		4			
	i) Annual turnover of up to Rs. 10 million	5	1			
	ii) Annual turnover of more than Rs. 10 million and up to 15 million	10	2			
	iii) Annual turnover of more than Rs. 15 million	20	4	4.0	4.0	0.0
	Sub Total - C			20.0	20.0	16.0
	Total (A+B+C)	100	100	75.3	78.5	71.5
	Qualified / Disqualified			Qualified	Qualified	Qualified

EVALUATED BY:


 (Mumtaz Ali)
 Director - Urban Policy & Planning,
 Directorate of UP&SP,
 P&D Department, Govt. of Sindh
 (Co-opted Member)