

No.LUH/Gen-Br/- 18872/73

Office of the
Medical Superintendent
Liaquat University Hospital
Hyderabad/Jamshoro
Dated the 27/05/2017


To.

Managing Director,
Government of Sindh,
Sindh Public Procurement Regulatory Authority,
Karachi.

SUBJECT:- COMPARATIVE STATEMENT AND MINUTES OF MEETING.

Reference:- SPPRA Tender S.No No:31171/2017


I have the honour to enclose herewith the Technical Evaluation Report, Bid Evaluation Report, Comparative Statement and Minutes of the meeting for purchase of Machinery / Equipment under SNE(New) for the financial year 2016-17 for Liaquat University Hospital, Hyderabad / Jamshoro to paste on www.pprasindh.gov.pk.


Medical Superintendent
Liaquat University Hospital
Hyderabad/Jamshoro
Dated the _____ 2017.

No.LUH/Gen-Br/-

Copy forwarded for information to :-

1. The P.S to Secretary, Government of Sindh, Health Department, Karachi.
2. General File.


Medical Superintendent
Liaquat University Hospital
Hyderabad/Jamshoro

NO. 1236
30-5-17



COMPARATIVE STATEMENT

**PURCHASE OF MACHINERY / EQUIPMENT
(THALIUM SCANNER) FOR CARDIO
THORACIC SURGERY DEPARTMENT
LIAQUAT UNIVERSITY HOSPITAL,
HYDERABAD / JAMSHORO**

**FOR THE FINANCIAL YEAR 2016-17
UNDER SNE (NEW)**

Tenders opened on 16.02.2017

**LIAQUAT UNIVERSITY HOSPITAL
HYDERABAD/JAMSHORO**

Records per page

50

Columns

[CSV Export](#)[Excel Export](#)

Filter

| | | | | | | | |
|-------|------------|------------------------|-----------------------------------|------------------------|----------------------------|----------------|---|
| 32585 | 2147483647 | MS JAMSHORO | Liaquat University Hospital | 2017-04-10 00:00:00 | 2017-04- 29 23:59:59 | 10-04- 2017 | • |
| 32432 | 2147483647 | MS JAMSHORO | Liaquat University Hospital | 2017-04-03 00:00:00 | 2017-04- 25 23:59:59 | 03-04- 2017 | • |
| 31175 | 2147483647 | Jamshoro | Liaquat University Hospital | 2017-01-12 00:00:00 | 2017-02- 01 23:59:59 | 12-01- 2017 | • |
| 31171 | 2147483647 | Jamshoro | Liaquat University Hospital | 2017-01-12 00:00:00 | 2017-02- 16 23:59:59 | 12-01- 2017 | • |
| 30373 | 2147483647 | Hyderabad Jamshoro | Liaquat University Hospital | 2016-11-07 00:00:00 | 2016-11- 29 23:59:59 | 08-11- 2016 | • |
| 29669 | 2147483647 | Jamshoro | Liaquat University Hospital | 2016-08-09 00:00:00 | 2016-08- 29 23:59:59 | 09-08- 2016 | • |
| 28349 | 2147483647 | Jamshoro | Liaquat University Hospital | 2016-05-11 00:00:00 | 2016-05- 30 23:59:59 | 13-05- 2016 | • |
| 27195 | 2147483647 | JAMSHORO | Liaquat University Hospital | 2016-03-29 00:00:00 | 2016-04- 14 23:59:59 | 29-03- 2016 | • |
| 27194 | 2147483647 | JAMSHORO | Liaquat University Hospital | 2016-03-29 00:00:00 | 2016-04- 12 23:59:59 | 29-03- 2016 | • |
| 26882 | 2147483647 | JAMSHORO | Liaquat University Hospital | 2016-03-09 00:00:00 | 2016-04- 11 23:59:59 | 09-03- 2016 | • |
| 25837 | 2147483647 | Jamshoro | Liaquat University Hospital | 2015-11-18 00:00:00 | 2016-01- 06 23:59:59 | 18 Nov 2015 | • |
| 25836 | 2147483647 | Hyderabad CANCELLED | Liaquat University | 2015-11-17 00:00:00 | 2015-12- 09 | 17 Nov 2015 | • |



Prof. Raheel

**GOVERNMENT OF SINDH
HEALTH DEPARTMENT**

NOTIFICATION

No. SO(PM&I)2-1/2016-17/PM-05(LUH): A Procurement Committee under Rules-7 of Sindh Public Procurement Rules 2010 is hereby constituted comprising the following for procurement of Plant & Machinery in S.N.E. for the year 2016-17 at Liaquat University Hospital, Hyderabad.

| | | |
|----|--|----------|
| 01 | Prof. Raheel Hussain, Head of Cardiothoracic Surgery, Liaquat University of Medical & Health Sciences, Jamshoro. | Chairman |
| 02 | Dr. Shahid Hussain, Nuclear Physician NIMRA | Member |
| 03 | Dr. Sajjad, Nuclear Physist NIMRA | Member |
| 04 | Representative from Health Department, Govt. of Sindh, Karachi. | Member |
| 05 | Representative of District Accounts Officer, Hyderabad | Member |

➤ The TORs / Functions / Responsibilities of the Procurement committee in accordance with Rule-8 of SPP Rules 2010 shall be as under:

- Preparing bidding documents;
- Carrying out technical as well as financial evaluation of the bids;
- Preparing evaluation report as provided in Rule-45;
- Making recommendations for the award of contract to the competent authority;
- Perform any other function ancillary and incidental to the above.

SECRETARY HEALTH

No. SO(PM&I)2-1/2016-17/PM-05(LUH):

Karachi, dated: 30th September, 2016

C.C to:

- The Managing Director, Sindh Public Procurement Regulatory Authority, Karachi.
- The Medical Superintendent, Liaquat University Hospital, Hyderabad w/r to his letter dt: 29.08.2016.
- The District Accounts Officer, Hyderabad.
- The Chairman & all members of the Committee.
- The P.S. to Secretary Health.

(Signature)
(NAVEED AHMED SOOMRO)
SECTION OFFICER (PM&I)



Health Department
Government of Sindh

NOTIFICATION

NO.HD (P&E) 3-5 (55) / 2016. In Supersession of this department's notification of even number, dated 19.12.2016, the Government of Sindh, Health Department is pleased to constitute a Procurement Committee under Clause-7 of Sindh Public Procurement Rules 2010, comprising of the following members for purchase of machinery / equipment and furniture / fixture and linen / liveries under revenue component in respect of ADP scheme No.592, namely "Establishment of Cardiothoracic Surgery Department, Liaquat University Hospital Hyderabad" for the year 2016-17;

- | | |
|--|----------|
| 1. Dr. Naem Zia Memon Additional Medical Superintendent, Liaquat University Hospital, Hyderabad / Jamshoro. | Chairman |
| 2. Dean Faculty of Surgery and Allied Sciences Liaquat University of Medical and Health Sciences Jamshoro. | Member |
| 3. Head of Cardiothoracic Surgery Department Liaquat University of Medical and Health Sciences Jamshoro. | Member |
| 4. The Additional Medical Superintendent (i) Liaquat University Hospital, Hyderabad. | Member |
| 5. Representative of District Accounts Officer, Hyderabad. | Member |

The committee will responsible to observe all the codal formalities as per Sindh Public Procurement Rules 2010 (Amended 2013) as well as Government rules and procedures.

(DR.FAZLULLAH PECHUHO)
SECRETARY HEALTH
Karachi, dated 16.03.2017.

NO.HD (P&E) 3-5 (55) / 2017

C.c.to:

- The Vice Chancellor, Liaquat University of Medical and Health Sciences Hyderabad / Jamshoro with request to advice the member to attend the meetings for above said committee.
- The Managing Director, Sindh Public Procurement Regularity Authority, Karachi.
- The Medical Superintendent, Liaquat University Hospital Hyderabad / Jamshoro.
- The District Accounts Officer, Hyderabad with request to nominate the member not below the rank of BPS-18 for above said committee.
- All members of the committee.
- P.S. to Secretary, Health Department, Govt. of Sindh, Karachi.

Statistical Officer (Dev)

Cen Ro



NO.HD(P&E) 3-2 (427)/2014
GOVERNMENT OF SINDH
HEALTH DEPARTMENT
(Procurement, Monitoring and Inspection Cell)
Karachi dated the 10th APRIL, 2017.

NOTIFICATION

No.HD(P&E)3-2(427)/2014. In supersession to this department's notification of even number dated 9-03-2017 and in pursuance of Rule 31 of the Sindh Public Procurement Rules, 2010, a Departmental Complaint Redressal Committee, comprising of following officers is hereby re-constituted as under to resolve complaints of aggrieved bidders:

1. Special Secretary,
Health Department. 19/4/17 25-4-17 Chairman
2. Representative from Accountant General Sindh, Member
3. Independent expert from relevant field concerning
(to be nominated by the Head of Procuring Agency) Member
4. Deputy Secretary (PM&I) Member
5. Deputy Secretary (General) Member/Secretary

ToRs.

- To perform according to Rule 31 of SPPRA, 2010.
- To Perform any other function ancillary and incidental to the above.

- DR. FAZLULLAH PECHUHO -
SECRETARY TO GOVERNMENT OF Sindh

No.HD(P&E)3-2(427)/2014.

Karachi dated the 10th APRIL, 2017

1. The D.G.Health Services, Sindh, Hyderabad.
2. The District Health Officers (All)
3. Medical Superintendents (All)
4. All the Member of the Committee.
5. The PS to Secretary Health Department, Govt. of Sindh, Karachi.
6. Office order file.


SECTION OFFICER (PM&I)


24/4

LIAQUAT UNIVERSITY HOSPITAL, HYDERABAD / JAMSHORO
FINANCIAL YEAR 2016-17

| S.No: | Description of Procurement. | Qty | Estimated Total cost | Funds Allocated | Source of funds (ADP / Non ADP) | Proposed Procurement method | Timing of Procurement | | | | Remarks |
|-------|--|---------------|----------------------|-----------------|---------------------------------|-----------------------------|------------------------------------|-----------------------------|---------|---------|---------|
| | | | | | | | 1st Qtr | 2nd Qtr | 3rd Qtr | 4th Qtr | |
| 1 | Drugs / Medicines & Surgical Items (L.P) | List Enclosed | 87.75 M | 87.75 M | Non ADP | Single Stage Two Envelope | In all quarters as per Requirement | | | | |
| 2 | Dietary Items. | | 34.13 M | 34.13 M | ---do--- | ---do--- | -----do----- | | | | |
| 3 | Uniform & Liveries | | 3.18 M | 3.18 M | ---do--- | ---do--- | -----do----- | | | | |
| 4 | Misc / Petty / Electric Items. | | 4.39 M | 4.39 M | ---do--- | ---do--- | -----do----- | | | | |
| 5 | Medical Gases | | 19.69 M | 19.69 M | ---do--- | ---do--- | -----do----- | | | | |
| 6 | Janitorial Services & Items. | | 9.45 M | 9.45 M | ---do--- | ---do--- | -----do----- | | | | |
| 7 | Printing Articles. | | 0.92 M | 0.92 M | ---do--- | ---do--- | -----do----- | | | | |
| 8 | Stationary Articles | | 0.55 M | 0.55 M | ---do--- | ---do--- | -----do----- | | | | |
| 9 | Instruments | | 3.68 M | 3.68 M | ---do--- | ---do--- | -----do----- | | | | |
| 10 | Consumable Items / Pathology Kits & Chemicals. | | 11.08 M | 11.08 M | ---do--- | ---do--- | -----do----- | | | | |
| 11 | Deployment of Security Guards | | 13.20 M | 13.20 M | | | -----do----- | | | | |
| 12 | Repair of Machinery / Equipment | | 19.88 M | 19.88 M | ---do--- | ---do--- | -----do----- | | | | |
| 13 | Repair of Furniture / Fixture. | | 1.98 M | 1.98 M | ---do--- | ---do--- | -----do----- | | | | |
| 14 | Drugs / Medicines under Zakat Fund (Bulk) | | 42.0 M | 42.0 M | ---do--- | ---do--- | Subject to Release of Funds | | | | |
| 15 | Drugs / Medicines under Zakat Fund (LP) | | 28.0 M | 28.0 M | ---do--- | ---do--- | Subject to Release of Funds | | | | |
| 16 | Drugs / Medicines & Surgical Items for Cardiothoracic Surgery Department | | 10.0 M | 10.0 M | ---do--- | ---do--- | Subject to Release of Funds | | | | |
| 17 | Machinery Equipment under SNE | | 55.0 M | 55.0 M | ---do--- | ---do--- | Subject to Release of Funds | | | | |
| 18 | Furniture / Fixture under SNE | | | | ---do--- | ---do--- | Subject to Release of Funds | | | | |
| 19 | Stores Purchase under ADP Scheme | | | | | ADP | ---do--- | Subject to Release of Funds | | | |

Handwritten Signature

Medical Superintendent
Liaquat University Hospital
Hyderabad / Jamshoro

TENDER NOTICE

According to SPPRA Rules 2010 (Amended 2013) sealed tenders are hereby invited from Interested Agents / Sole Agents / Foreign Companies Distributors in Pakistan for purchase of following items for Liaquat University Hospital, Hyderabad / Jamshoro on FOR & C&F Basis. The last date for submission of tender documents is **1st February, 2017** upto 11:30 A.M. and the same will be opened on same day at 12:00 noon in presence of participants.

| S. No. | Name of Items | Head | Bid Security | Tender Fee (Non-Refundable) |
|--------|---|-------------------------|------------------------------------|-----------------------------|
| 01. | <u>Machinery / Equipment</u> THALLIUM SCANNER / DUAL HEAD SPECT GAMMA CAMERA FOR CARDIOTHORASIC SURGERY DEPARTMENT, LIAQUAT UNIVERSITY HOSPITAL HYDERABAD. | SNE (New) 2016-17 | 2.5% of the quoted amount | Rs. 2000/- |

The tender form can be purchased from **16.1.2017 to 31.1.2017** from office of the undersigned Liaquat University Hospital, Hyderabad (Ph: 022-9210207 and Fax # 022-9210208).

NOTE:-

- The Medical Superintendent LUH, Hyderabad/Jamshoro reserves the right to increase or decrease the quantity of any item of schedule as and when it is deemed necessary according to SPPRA Rules. The Procuring Agency may reject all or any bid subject to the relevant provision of SPPRA Rules.
- Minimum three years experience in relevant field with documentary proof.
- Minimum ten millions turn-over with Bank Certificate.
- Three years Income Tax Return (Photocopies must enclosed)
- Tender form should be submitted in **Single Stage Two Envelope System** i.e. **Technical** and **Financial** separately.
- Income Tax / GST will be deducted according to rules of Government of Pakistan if applicable (The copy of Registration Certificate must be enclosed).
- Valid Professional Tax Certificate (Excise & Taxation Department)
- The specification and other terms and conditions can be seen from Tender Enquiry or SPPRA Website.
- Bid Validity Period 90 days.
- The tender should be addressed to the Medical Superintendent Liaquat University Hospital, Hyderabad duly prescribed the words tender for Machinery / Equipment under SNE (New) 2016-17 on the top of the Envelope.

**Medical Superintendent
Liaquat University Hospital
Hyderabad / Jamshoro**

Say No to Corruption

INF-KRY No. 187/17

ہم دہشتگردی کے خلاف متحد ہیں۔

Daily Dawn

Date: 16-01-2017

ٹینڈر نوٹس

فون: 022-9210207
 فیکس: 022-9210208
 C&F اور FOR کی بنیاد پر لیاقت یونیورسٹی اسپتال، حیدرآباد/جامشور وکیلے مندرجہ ذیل آئٹمز کی خریداری کیلئے دلچسپی کے حامل ایجنٹ/اسول ایجنٹ/پاکستان میں غیر ملکی کمپنیز ڈسٹری بیوٹرز سے SPPRA رولز 2010 (ترمیم شدہ 2013) کے مطابق سر بہر ٹینڈرز مطلوب ہیں، ٹینڈر دستاویزات جمع کرانے کی آخری تاریخ یکم فروری، 2017 صبح 11:30 بجے تک ہے اور اسی یوم کو بوقت دوپہر 12:00 بجے شراکاء کی موجودگی میں کھولی جائیگی۔

| نمبر شمار | آئٹم کا نام | ہیڈر | بڈیکورٹی | ٹینڈر فیس (ناقابل واپسی) |
|-----------|--|-----------|------------------------|--------------------------|
| 1 | مشینری / ایکوپمنٹس کارڈیو تھوریاسک سرجری ڈپارٹمنٹ، لیاقت یونیورسٹی اسپتال حیدرآباد کیلئے Thallium اسکینر / ڈیوئل ہیڈ SPECT GAMMA کیمرہ | SNE (New) | پیشکش کردہ رقم کا 2.5% | Rs. 2000/- |

ٹینڈر فارم دفتر زیر دستخطی لیاقت یونیورسٹی اسپتال، حیدرآباد (فون: 022-9210207 اور فیکس نمبر 022-9210208) سے 16-01-2017 تا 31-01-2017 خریداجاسکتا ہے۔

نوٹ:-

- 1- میڈیکل سپرنٹنڈنٹ LUH، حیدرآباد/جامشور کو SPPRA رولز کے مطابق جیسے اور جب ضروری سمجھے شیڈول کے کسی آئٹم کی مقدار میں اضافہ یا کمی کا حق حاصل ہے، پروکیورنگ ایجنسی SPPRA رولز کی متعلقہ شق سے مشروط تمام یا کسی پیشکشوں کو مسترد کر سکتی ہے۔
- 2- دستاویزی ثبوت کیساتھ متعلقہ شعبے میں کم از کم تین سالہ تجربہ
- 3- بینک سرٹیفکیٹ کیساتھ کم از کم دس ملین کا ٹرن اوور
- 4- تین سال کا آئٹم ٹیکس ریٹرن (فونو کا پیزا لازمانسک کریں)
- 5- ٹینڈر فارم سنگل اسٹیج۔ ٹوانو ویلپ سسٹم یعنی ٹیکنیکل اور فنانشل علیحدہ علیحدہ میں جمع کرانا ہوگا۔
- 6- حکومت سندھ/پاکستان کے قوانین کے مطابق اگر قابل اطلاق ہوئے آئٹم ٹیکس/جی ایس ٹی/ایس ایس ٹی منہا کیا جائیگا (رجسٹریشن سرٹیفکیٹ کی نقل لازمانسک کریں)۔
- 7- قابل معاد پر فیشنل ٹیکس سرٹیفکیٹ (ایکسٹرنل انڈیکسیشن ڈپارٹمنٹ)
- 8- تصریح اور دیگر قواعد و ضوابط ٹینڈر انکوائری یا SPPRA ویب سائٹ پر ملاحظہ کئے جاسکتے ہیں۔
- 9- پیشکش کی معاد 90 یوم
- 10- لفافے کے اوپر الفاظ ٹینڈر برائے مشینری/ایکوپمنٹ 2016-17 SNE (New) باقاعدہ درج کرتے ہوئے ٹینڈر بنام، میڈیکل سپرنٹنڈنٹ، لیاقت یونیورسٹی اسپتال حیدرآباد ہونا چاہئے۔

میڈیکل سپرنٹنڈنٹ

لیاقت یونیورسٹی اسپتال

حیدرآباد/جامشور

INF-KRY:No.187/2017



بیم دستگردی کے حوالانہ متحد ہیں
 سندھ میں عوامی سروسز کے لئے، ملٹی + اپنا پیغام لکھ کر 8398 پر ایس ایم ایس کریں۔
 کرپشن کو کہیں نہ

Daily Express Dt: 15/01/2016

ڪرشن اٿان انگار ڪريو

ٽينڊر نوٽيس

ايس پي ايس آر اي رولز 2010 مطابق لياقت يونيورسٽي اسپتال حيدرآباد/جامشوري لاءِ ايٽم او آر 6 سي ايٽم ايٽم جي بنيادن تي هيٺيون ائڻمز جي خريداري جي لاءِ ساڪ واپين فرمن دلچسپي رکندڙ ايجنٽ اسول ايجنٽ /پاڻشستان بر ڪم ڪندڙ پرڏيهي ڪمپنين جي دسترسيون ڪان چابيل پروگرام تي مهربند ٿيندڙ طب ڪرشن ٿا. ٽينڊر دستاويز جمع ڪرائڻ جي آخري تاريخ 1 فيبروري 2017 بوقت صبح 11:30 وڳي آهي جيڪي ساڳي ڏينهن تي سرڪار ڪندڙن جي روزي بوقت 12:00 وڳي منجهند جو کوٽيا ويندا.

| سورٽل نمبر | لائسنس جو نالو | مد | بم سيڪورٽي | ٽينڊر في (نفاذ ڊائري) |
|------------|--|---------------------|--------------------------|-----------------------|
| 1 | Machinery/ Equipment HEALTHUM SCANNER DUAL HEAD SPECT GAMMA CAMERA FOR CARDIOTHORASIC SURGERY DEPARTMENT LIAQUAT UNIVERSITY HOSPITAL HYDERABAD | نئين سال 2016-17 | ڪيبل لاڳت جو 25 سيڪڙو | 20000 روپيا |

ٽينڊر جا فارم 16-01-2017 کان 31-01-2017 تائين هيت صحيح ڪندڙ جي آفيس لياقت يونيورسٽي اسپتال حيدرآباد (تيليفون نمبر 022-9210207 ۽ فيڪس نمبر 022-9210208) مان خريد ڪري سگهجن ٿا.

1. ايس پي ايس آر اي رولز مطابق ميڊيڪل سپرنٽينڊنٽ ايل يو ايس حيدرآباد/جامشوري جڙهن ۽ جتي ضروري سمجهندڙن مطابق ٽينڊرز جي ڪنهن به ائڻز جي تعداد کي گهٽائڻ يا وڌائڻ جو حق محفوظ رکي ٿو ايس پي ايس آر اي رولز جي متعلق شي تحت پروڪيورنگ ايجنٽس ڪنهن به يا سمورن رانگن کي رد ڪري سگهي ٿي.
2. لاڳاپيل شعبي جو گهٽ ۽ گهٽ ٽن سالن جو تجربو دستاويزي ثبوت سميت پينٽ سرٽيفڪيٽ سميت گهٽ ۽ گهٽ ڏهن ملين جو ٽرن اوور
3. ٽن سالن جو انحصار ٽيڪس رٽرن (ٽرانسرفر ٽيڪس رٽرن) شامل ڪيون وڃن.
4. ٽينڊر فارم ۾ سٽڪ اسٽيٽس ٽرانسولپ سٽو تحت يعني ٽيڪنيڪل جڙا ۽ فنانشل جڙا جمع ڪرايا وڃن.
5. ائڻز گيس آر جي ايس ٿي جي پاڪستان حڪومت جي قانون مطابق لاڳو ٿيڻ جي صورت ۾ ڪنٽري ڪري ويندي آرڪائيزيشن سرٽيفڪيٽ جي ڪاپي لازمي شامل ڪئي وڃي.
6. موٽر پروٽيڪشنل ٽيڪس سرٽيفڪيٽ ايڪسائيز اينڊ ٽيڪسيشن ڊپارٽمينٽ (سراهنو) ۽ فرم ۽ مندرج ٿيل ايس پي ايس آر اي جي ويب سائيٽ يا ٽينڊر انگوائزي وڊسٽي سگهجن ٿا.
7. واٽ جي ڪنٽرول ٿيڻ لاءِ ٽينڊر ڪرڻ گهرجي.
8. ٽينڊر، ميڊيڪل سپرنٽينڊنٽ لياقت يونيورسٽي اسپتال حيدرآباد جي نالي تي سرڪار وٽان لڦائي جي مٿان پي ايس آر اي (ٽي) 2016-17 جي تحت مشيوري ايجنٽس ٿيڻ لاءِ ٽينڊر واپس لکيو وڃي.
- 9.
- 10.

صديح
ميڊيڪل سپرنٽينڊنٽ
لياقت يونيورسٽي اسپتال

DAILY AWAMI AWAZ DATED: 01.02.2017

ڪوشش کان انڪار ڪريو

تصحيح

ڪاروبارڪ سرچري ڊپارٽمينٽ اول پو ايچ حيدرآباد لاڙ SNE (ٽين) 2016-17 جي تحت ٺهائين
اسڪوٽر، ٽوپر ٽيل هيٺ سبب ڪت گاما ڪمپيوٽر، مشينري اليڪٽرونيڪس جي خوشخبري بابت انفارميشن
ڊپارٽمينٽ نمبر 187/2017 سان تاريخ 15-01-2017 تي روزاني عوامي آواز ۽ روزاني
ايڪسپريس ۾ 16-01-2017 تي روزاني سان اخبارن ۾ شايع ٿيل اشهار جي تسلسل ۾ ڇاڻاڻ جي ۵

ٽي وڪٽوريون ۾ ڪجهه ترميمون ڪيون وڃن آهن:

- 1) ٻيچ نمبر 30 وارن تي 05 سالن جي جاء تي 03 سال
 - 2) ٻيچ نمبر 20، پروفارمنس سيڪيورٽي 03 سالن جي جاء تي 02 سال
 - 3) ٽينڊر فارم وصول ڪرڻ جي تاريخ ۽ وقت: 15-02-2017
 - 4) ٽينڊر فارم جمع ڪرڻ جي تاريخ ۽ وقت: 16-02-2017 (وقت 11:30 وڳي)
 - 5) ٽينڊر جي کلي جي تاريخ ۽ وقت: 16-02-2017 (وقت 12-00 وڳي)
- هن ۾ ٻيا شرط حتمي طور ساڳيا ئي رهيا

صحيح

ميڊيڪل سپرنٽينڊنٽ
لياقت يونيورسٽي اسپتال
حيدرآباد/چامشورو

INF/KRY NO.461/2017

”کریشن کو کہیں نا“

تصحیح

فون: 022-9210207

فیکس: 022-9210208

کارڈ ایک سرجری ڈپارٹمنٹ، LUH، حیدرآباد کیلئے SEN (نیو) 17-2016 کے تحت مشینری / ایکویپمنٹس (Thallium اسکینر / ڈیوئل ہیڈ GAMMA SPECT کیمرہ) کی خریداری کے حوالے سے انفارمیشن ڈپارٹمنٹ نمبر 187/2017 کے تحت مورخہ 16-01-2017 کے روزنامہ ڈان اور مورخہ 15-01-2017 کو روزنامہ ایکسپریس اور روزنامہ عوامی آواز میں شائع شدہ ٹینڈر اشتہار کے تسلسل میں درج ذیل کے مطابق بڈنگ دستاویزات میں بعض درستکیاں کی جا رہی ہیں:

1- صفحہ نمبر 20 وارنٹی 05 سال کے بجائے 03 سال

2- صفحہ نمبر 24 پرفارمنس سیکورٹی 02 سال کے بجائے 03 سال

3-

4- ٹینڈر فارم کی وصولی کی تاریخ اور وقت 15-02-2017 تک

5- ٹینڈر فارم کے جمع کرانے کی تاریخ اور وقت 16-02-2017 (11:30 بجے)

6- ٹینڈر کھلنے کی تاریخ اور وقت 16-02-2017 (12:00 بجے)

مقام اور دیگر قواعد و ضوابط وہی رہیں گے۔

میڈیکل سپرنٹنڈنٹ
لیاقٹ یونیورسٹی اسپتال
حیدرآباد / جامشورو

INF-KRY:No.461/17

TEXT

ہم دستگردی کے خلاف متحد ہیں



سندھ میں تعلیم کی بہتری کے لئے، علمی + اپنا پیغام لکھ کر 8 3 9 8 پرائس ایم ایس کریں۔

کریشن کو کہیں نا

Ph: 022-9210207

Say No to Corruption

Fax: 022-9210208

CORRIGENDUM

In continuation to tender advertisement published in Daily Newspaper Dawn dated 16-01-2017 and Daily Express and Daily Awami Awaz dated 15-01-2017 vide Information Department No. 187/2017 regarding purchase of Machinery / Equipment (**THALLIUM SCANNER / DUAL HEAD SPECT GAMMA CAMERA**) under SNE (New) 2016-17 for Cardiac Surgery Department, LUH, Hyderabad, few corrections are made in bidding documents as under:-

1. Page No. 20: **Warranty 03 years** Instead of 05 year.
2. Page No. 24: **Performance Security 03 years** Instead of 02 year.
- 3.
4. Date & Time of Receiving of tender form **Upto 15-02-2017**
5. Date & Time of Submission of tender form **16-02-2017 (11:30 AM)**
6. Date & Time of opening of tender **16-02-2017 (12:00 Noon).**

The venue and other terms & conditions will remain the same.





ہم دستخطی کے خلاف حمد ہیں۔

INF-KRY No. 461/17

**Medical Superintendent
Liaquat University Hospital
Hyderabad / Jamshoro**

Daily Dawn Daily

MEETING OF PROCUREMENT COMMITTEE FOR OPENING OF TENDER DOCUMENTS FOR PURCHASE OF THALLIUM SCANNER FOR CARDIOTHORACIC SURGERY DEPARTMENT UNDER S.N.E (NEW) FOR THE FINANCIAL YEAR 2016-17 AT LIAQUAT UNIVERSITY HOSPITAL, HYDERABAD/ JAMSHORO IN THE COMMITTEE ROOM LUH, HYDERABAD ON 16.02.2017.




| S.NO | NAME & DESIGNATION | | SIGNATURE |
|------|---|-----------------|---|
| 01 | Prof. Raheel Hussain Head of Cardiothoracic Surgery Department LUMHS, Jamshoro | Chairman |  |
| 02 | Representative of Government of Sindh, Health Department, Karachi | Member | |
| 03 | Dr. Shahid Hussain Nuclear Physician NIMRA, Jamshoro | Member |  |
| 04 | Dr. Sajjad Nuclear Physist NIMRA, Jamshoro | Member |  |
| 05 | Mr. Nisar Ahmed Khokhar Accountant Representative of District Accounts Officer, Hyderabad. | Member |  |

Opening of Tender Documents for Purchase Thallium Scanner For Cardiothoracic Surgery Department Under S.N.E (New)

for the Financial year 2016-17 at Liaquat University Hospital, Hyderabad/Jamshoro


Tender Opened on 16.02.2017


ATTENDANCE SLIP


| S.No. | Name of Firm | Phone Number | Postal Address | Name of Participant | C.N.I.C No: of participants | Signature |
|-------|-------------------------|-----------------------------|---|---------------------|-----------------------------|---|
| 1 | Shisari Trading Company | 111-782-242 0321-5890450 | 2nd floor, Nadeer House, I.I Chundrigar Road, Karachi | Ali Iqbal | 42401-6454123-9 |  |
| 2 | Medoquips SMR | 0333389988 | 48-D-B16.P.E.C.H. Nunsoddy. | A. Wahid | 42201-0531777-1 |  |
| 3 | SIEMENS | 03332750319 | Office No. 115, Park Towers KHI. | Faheem Ahmed | 41306-35400613 |  |
| 4 | | | | | | |
| 5 | | | | | | |


(Prof. Raheel Hussain)

Head of Cardiothoracic Surgery Department
LUMHS Jamshoro
Chairman Procurement Committee





(Mr. Nisar Ahmed Khokhar)
Accountant
Representative of D.A. Officer
Hyderabad
Member Procurement Committee


(Dr. Sajjad)
Nuclear Physist
NIMRA, Jamshoro
Member Procurement Committee


(Dr. Shahid Hussain)
Nuclear Physician
NIMRA, Jamshoro
Member Procurement Committee

(
Representative Govt: of Sindh
Health Department, Karachi
Member Procurement Committee
)

MEETING OF PROCUREMENT COMMITTEE FOR TEHCNICAL EVALUATION OF TENDER DOCUMENTS FOR PURCHASE OF MACHINERY / EQUIPMENT THALLIUM SCANNER / DUAL HEAD SPECT GAMMA CAMERA FOR CARDIOTHORACIC SURGERY DEPARTMENT, LIAQUAT UNIVERSITY HOSPITAL HYDERABAD UNDER SNE (NEW) FOR THE FINANCIAL YEAR 2016-17 AT LIAQUAT UNIVERSITY HOSPITAL, HYDERABAD/ JAMSHORO IN THE COMMITTEE ROOM LUH, HYDERABAD ON 16.03.2016.

| S.NO | NAME & DESIGNATION | | SIGNATURE |
|------|---|-----------------|--|
| 01 | Prof. Raheel Hussain Head of Cardiothoracic Surgery Department LUMHS, Jamshoro | Chairman |  |
| 02 | Dr. Shahid Hussain Nuclear Physician NIMRA, Jamshoro. | Member |  |
| 03 | Dr. Sajjad Nuclear Physist NIMRA, Jamshoro. | Member |  |
| 04 | () Representative, Government of Sindh, Health Department, Karachi | Member | |
| 05 | () Representative of District Accounts Officer, Hyderabad. | | |

TECHNICAL SHEET
FOR PURCHASE OF THALLIUM SCANNER FOR CARDIOTHORASIC SURGERY DEPARTMENT
LIAQUAT UNIVERSITY HOSPITAL HYDERABAD UNDER SNE (NEW) 2016-17 TENDER OPENED ON 16.02.2017

A fully Thallium Scanner System, dedicated for diagnostic & interventional cardiac procedures with the following minimum specifications and application softwares. The quoted model must be latest and bidder must mention the number of systems installed worldwide and in Pakistan. The vendor must have sold the equipment in the province and submit letter of satisfaction of similar systems installed by them regarding after sales service from three reputable public/private centers of Sindh.

| S.NO | DESCRIPTION | M/s Shirazi Trading co, Karachi | M/s Medequips SMC, Karachi | M/s Siemens Healthcare, Karachi |
|------|--|---------------------------------|----------------------------|---------------------------------|
| | MODLE | | | |
| | MAKE | | | |
| | General : a) Latest technology Dual Headed variable angle SPECT Gamma Camera system capable of performing all advanced cardiac applications; planar, dynamic, SPECT, gated cardiac SPECT, imaging applications. | Yes | Yes | Yes |
| | b) Manufacturer to provide a comprehensive list of users of dual head SPECT gamma camera in Pakistan, and their performance profile duly certified by respective institution heads. | Yes | No | Yes |
| | c) Number of installations & company profile: Company should preferably be manufacturer of the equipment and in case non-manufacturing vendors (third party supplier) are allowed to participate the same should be mentioned clearly in bid document. In case of third party supplier the liabilities of principal manufacturing company and third party supplier needs to be clearly demarcated and ensured. | Yes | No | Yes |
| | Gantry: a) Gantry design should be wide open and image acquisition capability with clockwise and anticlockwise movement. | Yes | Yes | Yes |
| | b) Height, width and depth should be adequate to conveniently locate the gantry in existing space available in the department. In order to access this, tenders are required to mention the dimensions. | Yes | Yes | Yes |
| | c) Axis of rotation: 104 cm or more | Yes | Yes | Yes |
| | d) Patient opening for Low energy collimator (LEHR): Max 65 cm and Minimum: 12cm. | Yes | Yes | Yes |
| | e) Patient opening for low energy high resolution (LEHR) collimators: Max: 70 cm; Minimum: 20 cm. | Yes | | |

Tender SNE (New) 2016-17

maybe reviewed
maybe reviewed

[Signature]

[Signature]

| | | | |
|---|-----|-----|-----|
| e) Patient opening for low energy high resolution (LEHR) collimators: Max: 70 cm; Minimum: 20 cm. | Yes | Yes | Yes |
| f) Auto contouring: The detectors should be equipped with automatic body counter (ABC). | Yes | Yes | Yes |
| g) Gantry should have emergency stop buttons. | Yes | Yes | Yes |
| h) Persistence scope mounted on the gantry or wall for continuous display of patient position and gantry parameters (with 21" or more, LED Color Display from same manufacturer) i) Max CW/CCW: 405°/180° or better j) Rotation precision: 0.1°, or better k) Rotation speed: 0.03-3.0 rpm l) Centre of rotation (COR): ≤0.25 pixel in 64x64 matrix | Yes | Yes | Yes |
| Detectors: a) Large field of view (UFOV) to enable adequate patient breadth coverage b) Crystal : • Size: 59 x 44cm or more • Diagonal: 73 cm or more • Thickness: 8.5-16 mm c) System should have facility for automatic correction for energy, linearity and uniformity. | Yes | Yes | Yes |
| d) Photomultiplier Tubes: • Number of PMTs should be 55 or more per detector with 1 ADC per PMT (True digital detector). • Uniform Hexagonal array with box type dynodes and high overall efficiency and sensitivity | Yes | Yes | Yes |
| e) Shielding Characteristics of Detector: • Back: 9.5 mm or better • Sides: 12.7 mm or better • Patient Direction: Max – 36.4 mm; Min – 27.9 mm. • Edge to edge: Detector housing and FOV – 7.6 mm. | Yes | Yes | Yes |

Handwritten signatures and initials at the bottom of the page.

| | | | |
|--|-----|-----|-----|
| f) Intrinsic Spatial Resolution: <ul style="list-style-type: none"> • FWHM in CFOV: ≤ 4.5 mm • FWHM in UFOV: ≤ 4.6 mm • FWTM in CFOV: ≤ 8.7 mm • FWTM in UFOV: ≤ 8.9 mm | Yes | Yes | Yes |
| g) Intrinsic Energy Resolution: <ul style="list-style-type: none"> • FWHM in UFOV: $\leq 9.9\%$ h) Intrinsic Flood Field Uniformity: <ul style="list-style-type: none"> • Differential (CFOV): $\leq 2.5\%$ • Differential (UFOV): $\leq 2.7\%$ • Integral (CFOV): $\leq 2.9\%$ • Integral (UFOV): $\leq 3.7\%$ | Yes | Yes | Yes |
| i) System Spatial Resolution (LEHR at 10 cm or better): <ul style="list-style-type: none"> • FWTM in CFOV: 7.8 mm or better • FWTM in UFOV: 14.9 mm or better | Yes | Yes | Yes |
| j) Intrinsic Spatial Linearity: <ul style="list-style-type: none"> • Differential (CFOV): ≤ 0.4 mm • Differential (UFOV): ≤ 0.2 mm • Absolute (CFOV): ≤ 0.5 mm • Absolute (UFOV): ≤ 1 mm • Multiple window spatial registration: ≤ 1.0 mm • Intrinsic maximum count rate: 310 keps • Intrinsic spatial resolution at 75 keps • FWTM (CFOV): ≤ 4.6 mm • FWTM (UFOV): ≤ 8.9 mm • System Planar sensitivity (LEHR at 10 cm) Absolute: 160 cpm / μCi or more • System planar sensitivity (MEGP at 10 cm) 144cpm / μCi or more • Reconstructed spatial resolution with scatter (LEHR): ≤ 12.00 mm g) | Yes | Yes | Yes |
| Collimator specification: <ul style="list-style-type: none"> • Low Energy High Resolution (LEHR) – one pair | Yes | Yes | Yes |
| Patient Bed: <ul style="list-style-type: none"> a) Single universal table for all studies i.e., Planar, SPECT, Cardiac and Whole body imaging | Yes | Yes | Yes |




| | | | |
|--|------------|------------|------------|
| <p>b) Table top should be composed of low attenuation carbon fiber covered by mattress pad and straps and should be able to withstand at least 180 Kg of body weight</p> <p>c) Whole body imaging covering should not be less than 200 cm.</p> <p>d) Table should have facility for lowering the height to facilitate easy patient transfer and should be movable to permit imaging for sitting, standing, stretcher/wheel chair patients. Adjustable head positioning pallets, injection arm rest, Cardiac arm rest, leg support, patient restraint & support</p> <p>e) System compatible ECG Trigger to be provides.</p> <p>f) Table must have provision for 02 sets of integrated detectors for automatic / Semi-automatic detector change without user intervention.</p> | <p>Yes</p> | <p>Yes</p> | <p>Yes</p> |
| <p>Acquisition Station:</p> <p>a) One Acquisition station independent of main processing unit capable of data acquisition in Cardiac SPECT, Gated SPECT, Static, dynamic, multi-gated, whole body scanning, SPECT and Gated SPECT with facility for automatic markers</p> <p>b) Acquisition console should allow universal networking via dicom ready to both local and wide area networks.</p> <p>b) Image acquisition and data display should be from 64 x 64 matrix up to 256 x 1024 matrix.</p> <p>c) Acquisition termination by preset time, preset count or manual stop.</p> <p>d) Acquisition termination by preset time, preset count with ability to manually pause resume and stop all types of acquisitions.</p> <p>e) Pre-defined acquisition protocol as well as facility for user to configure customized protocol</p> <p>f) Should provide system compatible ECG Gating device with leads and cables for MUGA/Gated data acquisition. There should be ECG and R-R histogram display during acquisition. Indicate frames per R-R interval and maximum frame rate capability.</p> <p>g) Acquisition software should include camera quality control predefined protocol to perform QC as per PNRA guidelines.</p> | <p>Yes</p> | <p>Yes</p> | <p>Yes</p> |
| <p>Multimodality Processing Work Station:</p> | | | |

Handwritten signature

Handwritten signature

Handwritten signature

| | | | | |
|--|---|-----|-----|-----|
| | <p>a) High performance Latest Multi tasking PC with full DICOM readiness for image transfer to local and distant networks, and print etc.</p> <p>b) Minimum of 128 GB RAM, 12.0 GHz processor speed and 500 TB SCSI hard drive</p> <p>c) High Definition flat panel LEDmonitor of 23" or more, size from same or a branded manufacturer. Standard DVD & CD combo drive for data Archiving and Retrieving with writer facility for both.</p> | Yes | Yes | Yes |
| | <p>Acquisition Workplace</p> <ul style="list-style-type: none"> • High performance acquisition workplace providing a wide range of clinical acquisition cardiac protocols utilizing a graphical user interface, keyboard and mouse: <ul style="list-style-type: none"> ○ SPECT Acquisition Modes should include the following: <ul style="list-style-type: none"> ○ Planar static and dynamic ○ SPECT, gated, non-gated or both ○ Dynamic SPECT | Yes | Yes | Yes |
| | <p>Workflow Features:</p> <ul style="list-style-type: none"> • The system should combine acquisition and display into user customizable workflows • Workflow shall automatically print, archive & distribute results to other devices on network | Yes | Yes | Yes |
| | <p>Quality Control:</p> <ul style="list-style-type: none"> • The system should use automatic and manual motion correction features • It should also normalize gated studies and create quality control images such as sinograms and linograms | Yes | Yes | Yes |
| | <p>3D Orientation:</p> <ul style="list-style-type: none"> • Should be capable of reorienting acquired SPECT volumes interactively to achieve the desired patient position • The orientation applied to one volume shall be automatically applied to up to 3 additional volumes | Yes | Yes | Yes |
| | <p>Image Registration:</p> <ul style="list-style-type: none"> • Multiple techniques shall be available for accurate registration of acquired images • Interactive, manual translations and rotations in all 3 planes • Triple registration and the choice of output matrix size shall be available | Yes | Yes | Yes |





| | | | | |
|--|---|-----|-----|-----|
| | <p>Reconstruction:</p> <ul style="list-style-type: none"> The reconstruction engine shall support up to 5 multi-isotope studies concurrently HALF TIME CARDIAC IMAGING SW Standard SPECT, dynamic and gated cardiac volumes shall be created | Yes | Yes | Yes |
| | <p>Separate MULTIMODALITY processing Workstation with Advance Cardiac processing software (Cedar Cenai; Mishigan or equivalent)</p> <ul style="list-style-type: none"> Outputs include DICOM secondary capture files, result files, reports as well as the ability to generate an AVI or TIFF file. | Yes | Yes | Yes |
| | <p>Quality Control Tools:</p> <ul style="list-style-type: none"> a) SPECT phantoms, Four Quadrant BAR phantom for rectangular detector size b) Accessories c) a) System compatible indigenous online UPS with maintenance free batteries for whole system with 30 min or more back up time. The UPS should be of reputed make like LIBERT/APC/ ORION/EMERSON, or better. <p>HotLab Items and Accessories:</p> <p>Lead Aprons Full covered (USA) 3 Lead Gloves One pair 1. DOSE CALIBRATOR</p> <p>Pre-programmed for 88 most commonly used radionuclides (Isotope Selection Keys: Ten pre-programmed – Tc-99m, Tl-201, Co-57, Cs-137, I-131, In-111, Ga-67, Xe-133, I-123, and Mo-99; seven additional keys for user-set isotopes; two new isotope keys and a full alphabetical list of 88 isotopes. Automatic range selection; ranges up to 40 Curies of Tc-99m or 10 Curies of F-18 Displays in Curies or Becquerels Activity Range: 0.01 µCi to 40 Ci (.0004 MBq to 1500 GBq) of Tc-99m or 10 Ci of F-18 Energy Range: 25 keV to 3 MeV photons</p> | Yes | Yes | Yes |
| | | Yes | Yes | Yes |

Handwritten signatures and initials at the bottom of the page.

| | | | |
|--|------------|------------|------------|
| <p>Remote Ionization Chamber Self-Diagnostic Software Desktop or wall mount display Three-year warranty RS-232 bi-directional serial communications port Detector Linearity: $\pm 1\%$ or $0.2 \mu\text{Ci}$, whichever is greater Electrometer Linearity: $\pm 1\%$ or $0.2 \mu\text{Ci}$, whichever is greater Electrometer Accuracy: $\pm 1\%$ or $0.2 \mu\text{Ci}$, whichever is greater Overall Accuracy: $\pm 3\%$ or $0.3 \mu\text{Ci}$, whichever is greater; Digital Calibration Dial: Four-digit LED dial display with increment/decrement keys to change the value; range is from 0.0 to 999.9 Detector: Well-type pressurized ionization chamber, with Argon fill gas; well opening 2.75" (7 cm), well depth 10.25" (26 cm) or better Chamber Gas Pressure: 149KPa gauge (21.6 psig) at 20°C or 250KPa absolute (36.3 psia) at 20°C. Detector Shielding: .25" (6.3 mm) lead on all sides except top well opening; supplementary shielding available Chamber Bias: 355 \pm5 volts Power Requirements: 100 to 240 VAC, 0.6 – 0.3 amps, Line Frequency: 50/60 Hz; detachable line cord; built-in EMI filter Warranty: Three Year Accessories and QC (Sources must have all certificates) a. Moly Assay Shield, 0.3" Lead b. Syringe Reference Source Set Includes Ba-133=250 μCi, Co-57=5 mCi, Cs-137=200 μCi c. Vial Reference Source Set (Ba-133=250 μCi, Co-57=5 mCi, Cs-137=200 μCi) d. Shielded Waste Container (Lead Shielding: 0.125" thick (3 mm), Capacity: 20 qt (18.9 L) e. Syringe Shield (3 and 5 cc) 2 mm thick Tungsten shielding 5.05 density lead glass window Fits most disposable syringes Easily sanitized with alcohol wipes</p> | <p>Yes</p> | <p>Yes</p> | <p>Yes</p> |
| <p>2. Tabletop Shield</p> | | | |



| | | | | |
|--|--|------------|------------|------------|
| | <p>Lead Shielding: 0.5" thick (1.2 cm) Viewing Panel: Lead Equivalency: 2 mm (an optional lead glass panel can be paired to achieve 4.0 mm lead equivalency) Clear Plexiglas®: For Beta Shielding Viewing Area: 11.1" x 11.1" (28.2 x 28.2 cm) Side and Bottom Shield Lead Shielding: 0.25" thick (.64 cm)</p> | <p>Yes</p> | <p>Yes</p> | <p>Yes</p> |
| | <p>3. Radioiodine Fume Hood Dimensions: 24" w x 21" depth x 36" h (61 x 53 x 91 cm) Front Door (Swing-Away): 24" l x 13" h (61 x 33 cm) Motor: 115 VAC, 50/60 Hz, 1 amp fuse; 230 VAC uses a separate external step down transformer</p> | <p>Yes</p> | <p>Yes</p> | <p>Yes</p> |
| | <p>4. Digital survey Meter Internal Detector: Halogen quenched GM gamma detector, sensitivity: 1000 cpm/mR/hr (Cs-137 gamma), energy response (60 keV - 3 MeV): within ±25% of true value Display: Four-digit LED display with 0.8" (2 cm) character height or more Display Range: 000.0-9999 Display Units: Available in mR/hr or µSv/h Linearity: Reading within ±10% of true value with detector connected Response: Typically three seconds from 10% - 90% of final reading Status: (Green light) instrument functioning properly Alarm: Low alarm - indicated by yellow light and slow beep (one per second) audible tone (can be set at any point from 0.0 - 9999); high alarm - indicated by red light and fast beep (4 per second) audible tone (can be set at any point from 0.0 - 9999); NOTE: Audible indicators can be configured as a single beep if desired Overload: Senses detector saturation (indicated by display reading "-OL-") Data Output: 9 pin connector providing 5 decade logarithmic output, RS-232 output, signal ground connection, FAIL and ALARM signals (current sink), and direct connection to battery and ground Power: 90-260 VAC auto ranging or battery power</p> | <p>Yes</p> | <p>Yes</p> | <p>Yes</p> |
| | <p>5. Rectangular/ Interlocking Lead Bricks</p> | | | |

Handwritten signatures and initials at the bottom of the page.

| | | | | |
|--|---|-----|-----|-----|
| | Dimensions: 6" l x 4" w x 2" h (15 x 10 x 5 cm) or 8" l x 4" w x 2" h (20 x 10 x 5 cm) 25 Pieces or more | Yes | Yes | Yes |
| | <p>1. Clear-Lead Mobile Barrier, Standard Window 2pieces Dimensions: Overall Dimensions: 30" w x 75" h (76 x 191 cm) Window: 30" w x 24" h (76 x 61 cm) Opaque Panel: 30" w x 48" h (76 x 122 cm) Shielded Area: 30" w x 72" h (76 x 183 cm) Shielding: Window: 0.5 mm lead equivalency Opaque Panel: 0.8 mm lead</p> <p>Lead Syringe Covers 2 each for 5cc syringes Lead Vial Shields 2 Syringe carrier 1 Area Monitors 2</p> <p>Lead lined decay Drum 1 Hotlab tongs 2 Pocket Dosimeters 4 Well Counter 1</p> | Yes | Yes | Yes |
| | <p>Others: Syringe Pumps2</p> <ul style="list-style-type: none"> • Microprocessor controlled syringe infusion pump with capability for working on AC power and internal rechargeable battery lasting over 4 hours at flow rates of at least 5ml/hr with full charge. Battery should be easily replaceable and should have provision for running on 12V DC supply like ambulances. Battery level indicator to show battery charge. • Should be capable of using 10ml, 20ml and 50ml syringes of more than 5 commonly available commercial syringes. Self-recognition of syringe size. • Delivery rate should be form 0.1 ml/hr to 999 ml/hr in 0.1 ml/hr steps and can be put on standby mode. • Selectable Purge rates for different syringes like, 1200ml/h in 50 ml, | Yes | Yes | Yes |






| | | | | |
|--|--|-----|-----|-----|
| | <p>400ml/h for 20 ml and 300ml/h for 10 ml. Purge rates should be definable and purge volumes may be administrable automatically or manually.</p> <ul style="list-style-type: none"> • High occlusion pressures in multiple settings should be able to deliver in arterial lines. Occlusion monitor and display of occlusion pressures at more than one level with ability to change the detection pressure. • Pump operation should be microprocessor controlled with accuracy of $< \pm 3\%$ (mechanical, syringe etc.) pump should have internal accuracy checks frequently. • Alarms for occlusion, near empty, low battery, syringe disengaged, plunger/clutch disengaged, AC/DC disconnection etc. Infusion completion alarm, (keep open rate function) meaning even after completion flow goes on (desirable to be adjustable). • History of last more than 200 display operation events. • User-friendly operation knob is desirable. In case this is not present vendor should indicate how the pump can be started immediately in an emergency situation and the dosage regulations done quickly. Should be capable of automatic calculations and set proper flow rates when dose rate, weight, drug mass, and solution volume are given. • Calculations of mcg/kg/min changed to mg/kg/hr. Have facility for drug library with possibility to add more names and option of drug name display during infusion. • Should have computer interface and HL 7 compliant • Device should be certified as Class I and have protection against splashing liquid. Should be capable of avoiding accidental power off. • Light weight (< 2 kg with or without battery), portable and capability for pole mounting. Separately quote for angle adjustable pole camp • Guarantee for five years with spares and free service for another five years without spares. All accessories to be quoted separately. | Yes | Yes | Yes |
| | <p>ETT MACHINE WITH HEAY DUTY TREADMILL <u>Features:</u></p> <ul style="list-style-type: none"> • 12 Lead High resolution ECG processing permits ST measurement and ischemia /Arrhythmia detection. | Yes | Yes | Yes |



| | | | | |
|--|--|-----|-----|-----|
| | <ul style="list-style-type: none"> • Full disclosure of entire study of all 12 lead EKG • "Scroll Back" during the test to see episodes that might have been missed (S2) • Export test results into formats, JPEG, XML, Plain text, GDT, native /RAW data PDF (S2) • Controls many models of treadmill & ergometer. • Free Software updates for life of system • Network Storage enabled • A4 format plain paper printing (cost effective) during the test. • Remote View via Network (S2) • Enables printing processing of saved data (S2) • Arrhythmia detection print and capture VPB and SVPB(S2) • Easy interface to EMR (Electronic Medical Record and HIS (Hospital Information System • Standard as well unlimited user programmed • Stress test protocols • Heart Rate Recovery Score (S2) • DIACOM Compatible <p>Technical Specifications:</p> <p>Leads Standard 12 leads</p> <p>Defibrillation protection</p> <p>Sensitivity 5,10,20,40 mm/mV</p> <p>Horizontal scale 5,12.5,25,50,100mm/sec</p> <p>Signal dynamic range 10mV</p> <p>DC max. input ± 300mV</p> <p>Resolution 12 bits (2.44 μV/LSB</p> <p>ECG maximum sampling rate 4000 samples per second</p> <p>Input impedance >100 Mohm</p> <p>GMMR >100 dB</p> <p>Frequency range (-3db) 0.05~150Hz</p> <p>Low pass filter 20,35,40Hz</p> <p>Base line filter Yes</p> <p>Line noise filter 50/60Hz</p> | Yes | Yes | Yes |
|--|--|-----|-----|-----|



| | | | | |
|--|--|-----|-----|-----|
| | Communication interface USB Power supply 5V ±5% Current consumption <100mA ±10% Safety standard Iec60601.1,EN60601-1-2, IEC60601-2-25,IEC60601-2-27 Operating temperature 0°C to 50°C Storing temperature 20°C to 60°C | Yes | Yes | Yes |
| | User weight capacity 500lb/227kg Safe low-profile deck 7" (18cm) from floor Running surface 22"x63" Self-aligning running belt Cushioned and reversible running deck All steel chassis Powder coatfinish Emergency stop and patient tether Space requirement 33"x78,5" Heavy duty 4HP (6HP Peak) drive 208~240, 50/60Hz dedicate 15A service Speed Range: Zero start 1-12 mph Self calibration Elevation Range: 0~25% Self calibrating Emergency stop – button on left or right side | Yes | Yes | Yes |
| | Computer System: 1. Latest Desk Top Computer with keyboard & mouse 2. Medical grade LED Monitor 23" 3. Latest Professional quality Laser Jet Printer 4. Imported System Trolley | Yes | Yes | Yes |
| | Defibrillator Portable, lightweight External and Internal Defibrillator with ECG monitor and External Pacer. 1. Should be able to perform noninvasive pacing from a rate of 40bpm to 160bpm in demand and fixed modes. | Yes | Yes | Yes |

| | | | | |
|--|---|-----|-----|-----|
| | <ol style="list-style-type: none"> 2. Should have programmable current pulse amplitude from 10mA to at least 160mA. 3. Rate accuracy should be $\pm 1.5\%$ over entire pacing range. 4. Should be fitted with a printer. 5. Defibrillator should administer biphasic shocks (from 2 to at least 360 Joules), including ability to deliver synchronized shocks. 6. The device should be AC/12V DC powered with ability to run on internal battery. 7. Should have ability to display and record at least 3-channel ECG simultaneously. 8. Should have both adult and pediatric internal and external defibrillation paddles. 9. Should have option for disposable patch electrodes from which pacing/ defibrillation/ ECG recording is possible. 10. Should have ability to assess oxygen saturation with a clip-on electrode. 11. Should have facilities for AED, oxygen saturation, external transcutaneous pacing (via patch electrodes) | Yes | Yes | Yes |
| | <p>300mA Mobile DR System High frequency x-ray generator with a flat panel detector should be incorporated in a Mobile trolley for x-ray procedures. X-RAY GENERATOR: High Frequency x-ray generator, 320mA/125kV. Microprocessor Controlled Auto diagnostic System Overload protection Output Power 20 kW or better KVp Range from 40 KVp to 125 KVp or better mA range from 10 to 320 mA or better. Automatic selection of mAs mAs Range 0.1 to 500 mAs or better. Time range from 1 ms. to 10 sec. 19~23" Touch screen control Panel or better. Generator Console should be integrated with the digital System Two steps Hand switch</p> | Yes | Yes | Yes |

| | | | |
|---|------------|------------|------------|
| <p>Audible and light indication for x-ray exposure APR 450 or more. Auto Diagnostic System with error code. Automatic Line Power Detection System X-RAY TUBE Maximum Tension, 150 KVp.or better. Focus sizes: Small focus 0.7 mm. Large focus 1.3 mm or better. Anode heat capacity 300 KHU Anode degree target angle, 16° Manual collimator with 6 pair of leaves or better. Electronic timer and meter LED Field light lamp High Tension Cables 75 kVpor better.. Tube stand column mobile unit: Motorized Unit, 4 km/h Speed or better. Pressure Sensitive Moving System Forward and Backward movement Battery Charge Indicators Anti-Collision System. Frontal and Lateral Touch control panel with sensitive push button. Emergency Stop push button Counterbalanced tube arm. Electromagnetic breaks Maximum Focal Distance 202 cm to the flooror better. Minimum Focal Distance 55 cm to the flooror better. FLAT PANEL DETECTOR Active area: 14" x 17" (35 x 43 cm)or better. Type: Caesium Iodide (CsI) Active area: 13.8 x 16.8 inch (35.0 x 42.6 cm)or better. Pixel matrix: 2,448 (H) x 2,984 (V)or better. Pixel pitch: 143 m Por better. DQE: > 70% or better. A/D conversion: 16 bit Weight: Sensor unit: approx. not more than 3 kg</p> | <p>Yes</p> | <p>Yes</p> | <p>Yes</p> |
|---|------------|------------|------------|

Handwritten signature

Handwritten signature

Handwritten signature

| | | | |
|---|------------|------------|------------|
| <p>Work Station And Software Integrated Workstation on Mobile Trolley Computer for Mobile Application Medical Grade display CPU: Intel Core Pent Duo T7500 - 2.2 GHz or better. Operating System: Window XP Pro or Memory: 2GB RAM, Dual Channel, Integrated Graphics Media Accelerator Network: 2 gigaBit-Ethernet Hard disk drive: 1 TB or better. Medical Grade LED 23" or better.</p> | <p>Yes</p> | <p>Yes</p> | <p>Yes</p> |
| <p>Professional acquisition software for x-ray images: Professional acquisition software for X-ray images from flat panel systems (DR). Patient registration, Generator Synchronisation, Compression of dynamic Range Edge Enhancement, Window and level adjustment, Automatic and Manual, Image rotation, Image Inversion, Text annotations, Measurements, Post-processing marks Electronic collimation, Automatic and Manual, Zoom x3, Noise reduction, Multi- image viewing on monitor, and printing composition, Automatic and Manual image storage and printing, Image processing, Image management (PACS, HIS/RIS etc...) DICOM Communication, full DICOM 3.0 Compatibility DICOM worklist from HIS/RIS Store Images through PACS network system DICOM image print DICOM MPPS Modern graphical user interface. Touch screen operation Capture of patient data via DICOM worklist. Fully integrated radiographic positioning guide. Exam Specific Algorithms image processing Automatic image optimization Instantaneous acquisition of image & quickly image processing Advanced noise reduction technology Optimized image calibration technology & minimized radiation dose. OR Equivalent</p> | <p>Yes</p> | <p>Yes</p> | <p>Yes</p> |



| | | | | |
|--|---|-----|-----|-----|
| | | | | |
| | Origin: UK/USA/GERMANY/JAPAN/BRANDED OR Equivalent | Yes | Yes | Yes |

Handwritten signature

Handwritten signature

Handwritten signature

CIVIL WORKS

The bidder will sponsor or get done from their team or a nominated contractor, construction and alteration of the present premises. (Proposed design map is available with end user).

This will include, Complete Lead Lining of all rooms, hot lab sections, waiting area. Lead Glass in control room and other areas of need identified later, Lead lining of all required doors, partitions and others. Vinyl flooring where needed, False ceiling with LED lights, Coloring, Air conditioning of all areas, Furniture and Fixtures of all sections, replacement of aluminum doors with high quality flush doors associated with door closures, locks, etc.

All electrical fittings including DB, ATS panel, and power cabling from the source and standby Generator to the Gamma Camera and relevant equipment.

All Civil works must be commensurate with PNRA specification and standards.

Bidders are requested to visit the site of installation before submitting the bid for confirming the feasibility of installation at the designated site in writing. Commercial offer should include turnkey offer for repair, renovation of existing Gamma Camera room.

Provision of **TWO hundred and Fifty KVA** diesel generator with Canopy, transportation, and installation and all relevant cables and panels to connect to nearby DB. Gas Connection will be provided.

PNRA

The vendor will pay the registration fee for initial registration to PNRA on behalf of the Hospital, which will not be more than one million.

TRAINING

Vendor will provide training of doctor/doctors (for 7 days or more) and technologist / technologists (for 7 days or more) at a reputed centre, in addition to comprehensive in-house training at installation site by application specialist.

SCHEDULE – 'B' FORMAT OF**CONTRACT AGREEMENT TO BE SIGNED BETWEEN MEDICAL SUPERINTENDENT LIAQUAT UNIVERSITY HOSPITAL,
HYDERABAD AND THE SELECTED VENDOR FOR SUPPLY, INSTALLATION AND COMMISSIONING OF EQUIPMENTS
A G R E E M E N T**

To,

The Medical Superintendent
Liaquat Univeristy Hospital
Hyderabad / Jamshoro.

Subject: **TENDER FOR PURCHASE OF THALLIUM SCANNER FOR
CARDIOTHORACIC SURGERY DEPARTMENT UNDER SNE (NEW) 2016-17**

It is to inform you that the tender opened on 16-02-2017 for purchase of Thallium Scanncer for Cardiothoracic Surgery Department under SNE (New) 2016-17.

Following three firms participated in the tender:


1. M/s Medequips SMC Karachi.
2. M/s Shirazi Trading Co. Karachi.
3. M/s Siemens Healthcare Karachi.


M/s Shirazi Trading Co, Karachi and M/s Siemens Healthcare Karachi quoted item as per tender requirement / specification, while M/s Medequips SMC Karachi may be asked following questions to justify inclusion in the bid.


1. Sole Agent Certificate from Manufacturer.
2. Experience in Gamma Camera Sale & Service.
3. Document to show that they have installed any unit in Pakistan in the last 03 years

(Nisar Ahmed Khokhar)
Representative of
District Accounts Officer
Hyderabad
Member of Procurement Committee

(
Representative of Health Deptt:
Government of Sindh.
Karachi
Member Procurement Committee


(Mr. Sajjad Ahmed)
Nuclear Physicist
NIMRA, Jamshoro
Member of Procurement Committee


(Dr. Shahid Iqbal)
Nuclear Physician
NIMRA, Jamshoro
Member of Procurement Committee





(Prof. Raheel Hussain)
Head of Cardiothoracic Surgery Department
LUMHS, Jamshoro
Chairman Procurement Committee

MEETING OF PROCUREMENT COMMITTEE FOR TECHNICAL EVALUATION OF TENDER DOCUMENTS FOR PURCHASE OF MACHINERY / EQUIPMENT (THALLIUM SCANNER / DUAL HEAD SPECT GAMMA CAMERA) FOR CARDIOTHORACIC SURGERY DEPARTMENT, LIAQUAT UNIVERSITY HOSPITAL HYDERABAD UNDER SNE (NEW) FOR THE FINANCIAL YEAR 2016-17 AT LIAQUAT UNIVERSITY HOSPITAL, HYDERABAD/ JAMSHORO IN THE COMMITTEE ROOM LUH, HYDERABAD ON 14.04.2017.

| S.NO | NAME & DESIGNATION | | SIGNATURE |
|------|---|-----------------|---|
| 01 | Dr. Naeem Zia Memon Addl: Medical Superintendent (Technical) Liaquat University Hospital, Hyderabad | Chairman |  |
| 02 | Dr. Sharjeel Dahri Incharge of Cardiothoracic Surgery Department LUMHS, Jamshoro | Member |  |
| 03 | Dr. Shahid Hussain IQBAL Nuclear Physician NIMRA, Jamshoro. | Member |  |
| 04 | Dr. Sajjad Nuclear Physist NIMRA, Jamshoro. | Member |  |
| 05 | Dr. Anjum Rehman Addl: Medical Superintendent (I) Liaquat University Hospital, Hyderabad | Member |  |
| 06 | Dr. Shahid Islam Junejo Addl: Medical Superintendent (II)/ADS Liaquat University Hospital, Hyderabad | Member |  |
| 07 | (Mr. Nisar Ahmad) Representative of District Accounts Officer, Hyderabad. | Member |  |

Technical Evaluation for Purchase of Machinery / Equipment Under SNE (New) 2016-17
For Cardiothoracic Surgery Department, LUH, Hyderabad
for the Financial year 2016-17 at Liaquat University Hospital, Hyderabad/Jamshoro


ATTENDANCE SLIP

| S.No. | Name of Firm | Phone Number | Postal Address | Name of Participant | C.N.I.C No: of participants | Signature |
|-------|--------------------|--------------|----------------|---------------------|-----------------------------|---|
| 01 | Shirazi Trading | 03009206123 | | Javed Qasbi | 42201-0359699-7 |  |
| 02 | SIEMENS HEALTHCARE | 03332750819 | | Fabeem Ahmed | 41306-3540061-3 |  |
| 03 | M/S Medequip SMC | 0333-3892925 | | Muhammed Rizwan | 42301-7839418-3 |  |



(Dr. Naeem Zia Memon)

Addl: Medical Superintendent
Liaquat University Hospital, Hyd
Chairman Procurement Committee

(Mr. )
Representative of
District Accounts Officer
Hyderabad
Member Procurement Committee

(Dr. Shahid Hussain)
Nuclear Physician
NIMRA.
Jamshoro
Member Procurement Committee

(Dr. Anjum Rehman)
Addl: Medical Superintendent (I)
Liaquat University Hospital, Hyd
Member Procurement Committee

(Dr. Sajjad)
Nuclear Physist
NIMRA.
Jamshoro
Member Procurement Committee

(Dr. Shahid Islam Junejo)
Addl: Medical Superintendent (II) / ADS
Liaquat University Hospital, Hyd
Member Procurement Committee

(Dr. Sharjeel Dahri)
Incharge Cardiothoracic Surgery
LUMHS, Jamshoro
Member Procurement Committee

Subject: VERIFICATION of Authority Letter issued by DDD-Diagnostic
From: Caroline Skeller (Caroline.Skeller@ddd-diagnostic.dk)
To: msluh_hyd@yahoo.com;
Cc: Caroline.Skeller@ddd-diagnostic.dk; Jakob.Mouridsen@ddd-diagnostic.dk; Admin.Ajkunic@ddd-diagnostic.dk;
Date: Monday, April 24, 2017 4:07 PM

Thank you for your mail.

Yes, we hereby confirm that DDD-Diagnostic has issued the Authority Letter to M/s Medequips (Pvt) Ltd, Lahore on February 14, 2017 in order to allow them to quote our Gamma Camera to the Liaquat University Hospital, Hyderabad Sindh, Pakistan.

Let us know should you have any further questions.

Have a nice day.

Kind regards

Caroline Skeller

Sales & Marketing Coordinator

DDD-Diagnostic A/S

Scion DTU, Dr. Neergaards Vej 5E

DK-2970 Hørsholm • Denmark

Mobile: +45 5185 7150

caroline.skeller@ddd-diagnostic.dk

www.ddd-diagnostic.dk



Fra: Medical Superintendent [mailto:mshuh_hyd@yahoo.com]
Sendt: 24. april 2017 08:42
Til: Caroline Skeller <Caroline.Skeller@ddd-diagnostic.dk>
Emne: VERIFICATION

It is to inform you that M/s Medequips (Pvt) Ltrd, Karachi have quoted your product (Gamma Camera) in this Government Hospital (Liaquat University Hospital , Hyderabad Sindh, Pakistan).

Please confirm us whether the authority letter issued by your firm on 14.02.2017 is genuine or otherwise.

Your early response is highly appreciated.


Medical Superintendent
Liaquat University Hospital
Hyderabad/Jamshoro

Please note that this message may contain confidential information. If you have received this message by mistake, please inform the sender of the mistake by sending a reply, then delete the message from your system without making, distributing or retaining any copies of it. Although we believe that the message and any attachments are free from viruses and other errors that might affect the computer or IT system where it is received and read, the recipient opens the message at his or her own risk. We assume no responsibility for any loss or damage arising from the receipt or use of this message.

Attachments


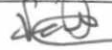
- image002.jpg (2.53KB)
- image004.jpg (1.93KB)

MEETING OF PROCUREMENT COMMITTEE FOR OPENING OF FINANCIAL BIDS FOR PURCHASE OF MACHINERY / EQUIPMENT (THALLIUM SCANNER / DUAL HEAD SPECT GAMMA CAMERA) FOR CARDIOTHORACIC SURGERY DEPARTMENT, LIAQUAT UNIVERSITY HOSPITAL HYDERABAD UNDER SNE (NEW) FOR THE FINANCIAL YEAR 2016-17 AT LIAQUAT UNIVERSITY HOSPITAL, HYDERABAD/ JAMSHORO IN THE COMMITTEE ROOM LUH, HYDERABAD ON 28.04.2017.

| S.NO | NAME & DESIGNATION | | SIGNATURE |
|------|---|----------|---|
| 01 | Dr. Naeem Zia Memon Addl: Medical Superintendent (Technical) Liaquat University Hospital, Hyderabad | Chairman |  |
| 02 | Dr. Sharjeel Dahri Incharge of Cardiothoracic Surgery Department LUMHS, Jamshoro | Member |  |
| 03 | Dr. Shahid Iqbal Nuclear Physician NIMRA, Jamshoro. | Member |  |
| 04 | Dr. Sajjad Nuclear Physist NIMRA, Jamshoro. | Member |  |
| 05 | Dr. Anjum Rehman Addl: Medical Superintendent (I) Liaquat University Hospital, Hyderabad | Member |  |
| 06 | Dr. Shahid Islam Junejo Addl: Medical Superintendent (II)/ADS Liaquat University Hospital, Hyderabad | Member |  |
| 07 | Mr. Nisar Ahmed Khokhar Representative of District Accounts Officer, Hyderabad. | Member |  |

Opening of Financial Bids for Purchase of Machinery / Equipment Under SNE (New) 2016-17
For Cardiothoracic Surgery Department, LUH, Hyderabad
for the Financial year 2016-17 at Liaquat University Hospital, Hyderabad/Jamshoro


ATTENDANCE SLIP


| S.No. | Name of Firm | Phone Number | Postal Address | Name of Participant | C.N.I.C No: of participants | Signature |
|-------|--------------------|------------------------------|--------------------------------------|-----------------------|-----------------------------|--|
| 01 | M/S MEDEQUIDS SMC | 0323-3892975 0213-4552622 | D-49, Block G, P.E.C.HS KU | Muhammad Rizwan Mafai | 42301-7839418-3 |  28/04/17 |
| 02 | SIEMENS HEALTHCARE | 0333-2750819 | Office #115, Park Towers, Karachi | Fahem | 41306-3540061-3 |  |
| 03 | | | | | | |





(Dr. Naeem Zia Memon)

Addl: Medical Superintendent
Liaquat University Hospital, Hyd
Chairman Procurement Committee



(Mr. Nisar Ahmed Khakhar)
Representative of
District Accounts Officer
Hyderabad
Member Procurement Committee


(Dr. Shahid Iqbal)
Nuclear Physician
NIMRA,
Jamshoro
Member Procurement Committee


(Dr. Anjum Khan)
Addl: Medical Superintendent (I)
Liaquat University Hospital, Hyd
Member Procurement Committee


(Dr. Sajjad)
Nuclear Physist
NIMRA,
Jamshoro
Member Procurement Committee


(Dr. Shahid Islam Junejo)
Addl: Medical Superintendent (II) / ADS
Liaquat University Hospital, Hyd
Member Procurement Committee


(Dr. Sharjeel Dahri)
Incharge Cardiothoracic Surgery
LUMHS, Jamshoro
Member Procurement Committee


Bid Evaluation Report


1. Name of Procuring Agency: Medical Superintendent, LUH, Hyderabad / Jamshoro.
2. Tender Reference No: 17/2016-17
3. Tender Description/Name of work/item: Supply of Machinery / Equipment under S.N.E (New).
4. Method of Procurement: Single Stage Two Envelope
5. Tender Published: Daily Dawn, Daily Express, Daily Awami Awaz (15-01.2017 & 16.01.2017)
Daily Dawn, Daily Express, Daily Awami Awaz (01.02.2017.)


SPPRA S.No: 31171 SPPRA I.D 2147483647


Print & Electronic Media (SPPRA ID No. & News papers names with dates)


6. Total Bid documents Sold; 03
7. Total Bids Received: 03
8. Technical Bid Opening date: (if applicable) 16.02.2017 *(Provide details in separate form)*
9. No. of Bid technically qualified (if applicable): 03
10. Bid(s) Rejected: 00
11. Financial Bid Opening date: 28.04.2017
12. Bid Evaluation Report: **(Enclosed as Annexure "A" Comparative Statement & Annexure "B" Minutes of Meeting)**



(Mr.Nisar Ahmed Khokhar)
Assistant Accounts Officer
Representative of D.A.O, Hyderabad
Member Procurement Committee



(Dr.Anjum Rehman)
Addl: Medical Superintendent (I)
L.U.H, Hyderabad
Member Procurement Committee


(Dr.Shahid Iqbal)
Nuclear Physician
NIMRA, Jamshoro
Member Procurement Committee


(Dr.Naeem Zia Memon)
Addl: Medical Superintendent &
Chairman Procurement Committee
LUH, Hyderabad / Jamshoro


(Dr.Shahid Islam Junejo)
Addl: Medical Superintendent (II)
LUH, Hyderabad
Member Procurement Committee


(Dr.Sajjad)
Nuclear Physist
NIMRA, Jamshoro
Member Procurement Committee


(Dr.Sharjeel Dahri)
Incharge of Cardiothoracic Surgery Deptt:
LUM&HS, Jamshoro
Member Procurement Committee

THE MEETING OF THE PROCUREMENT COMMITTEE HELD ON 28.04.2017 IN THE COMMITTEE ROOM, LUH, HYDERABAD IN CONNECTION WITH PROCUREMENT OF THALLIUM SCANNER / DUAL HEAD SPECT GAMMA CAMERA

Following participated the meeting:

- | | | |
|---|----------|---|
| 1. Dr. Naeem Zia Memon, Addl: Medical Superintendent, Liaquat University Hospital Hyderabad. | Chairman |  |
| 2. Dr. Sharjeel Dahri Head of Cardiothoracic Surgery Department, LUMHS, Jamshoro. | Member |  |
| 3. Dr. Anjum Rehman, Addl: Medical Superintendent (I), Liaquat University Hospital, Hyderabad. | Member |  |
| 4. Dr. Shahid Islam Junejo, The Addl: Medical Superintendent (II), Liaquat University Hospital, Hyderabad. | Member |  |
| 5. Dr. Shahid Iqbal, Nuclear Physician, NIMRA Jamshoro. | Member |  |
| 6. Dr. Sajjad Nuclear Physist, NIMRA Jamshoro. | Member |  |
| 7. Mr. Nisar Ahmed Khokhar, Assistant Accounts Officer, Representative of District Accounts Officer, Hyderabad. | Member |  |

1. The Chairman Procurement Committee read out the minutes of the last meeting of procurement committee held on 14.04.2017 which were confirmed by the procurement committee.

2. The Chairman Procurement Committee informed the forum that as per decision of the committee the authorization letter in respect of M/s Medequips was got verified from the manufacturer DDD. The performance of the equipment and service after sale was got verified from the concerned doctor of Tabba Hospital, Karachi where 02 similar equipment were reported to be under use. The Procurement Committee made following decision:

- a) The equipment offered by all the three firms viz: M/s Siemens, M/s Shirazi and M/s Medequips meet the technical specification hence are eligible for opening of financial bid.

3. The representative of M/s Shirazi Trading Co. Karachi submitted an application to withdraw from the procurement process because they desired to oust M/s Medequips from tendering process though there was no valid justification. The Procurement Committee tried to persuade their representative but he did not agree. The Procurement Committee made following decisions:

- a) To return the envelope of financial bid to M/s Shirazi Trading Co.
b) To open the financial bids of both remaining participants viz: M/s Siemens and M/s Medequips.

4. The Procurement Committee opened the envelopes of the Financial Bids one by one. After signing over them decided to prepare financial comparative statement accordingly.

Meeting ended with vote of thanks to chair and he reciprocated in same manner.



(Dr. Naeem Zia Memon)
Addl: Medical Superintendent &
Chairman Procurement Committee
Liaquat University Hospital

Copy forwarded for information to:-

1. The all members of Procurement Committee, LUH, Hyderabad.










MEETING OF PROCUREMENT COMMITTEE HELD ON 26.05.2017 IN THE COMMITTEE ROOM LUH, HYDERABAD FOR PREPARATION OF FINANCIAL COMPARATIVE STATEMENT FOR PROCUREMENT OF THALLIUM SCANNER / DUAL HEAD SPECT GAMMA CAMERA UNDER SNE (NEW) 2016-17

| S.NO | NAME & DESIGNATION | | SIGNATURE |
|------|---|-----------------|---|
| 01 | Dr. Naeem Zia Memon Addl: Medical Superintendent, LUH, Hyderabad. | Chairman |  |
| 02 | Dr. Sharjeel Dahri Head of Cardiothoracic Surgery Department, LUMHS, Jamshoro | Member |  |
| 03 | Dr. Anjum Rehman Addl: Dispensary Superintendent (I), L.U. Hospital, Hyderabad. | Member |  |
| 04 | Dr. Shahid Islam Junejo Addl: Dispensary Superintendent (II) L.U. Hospital, Hyderabad. | Member |  |
| 05 | Dr. Shahid Iqbal Nuclear Physician, NIMRA, Jamshoro. | Member |  |
| 06 | Dr. Sajjad Nuclear Physist, NIMRA, Jamshoro. | Member |  |
| 07 | Mr. Nisar Ahmed Khokhar Assistant Accounts Officer Representative of District Accounts Officer, Hyderabad. | Member |  |

**THE MEETING OF THE PROCUREMENT COMMITTEE HELD ON
14.04.2017 IN THE COMMITTEE ROOM, LUH, HYDERABAD IN
CONNECTION WITH PROCUREMENT OF THALLIUM SCANNER/
DUAL HEAD SPECT GAMMA CAMERA**

Following participated the meeting:

- | | | |
|---|----------|---|
| 1. Dr. Naeem Zia Memon, Addl: Medical Superintendent, Liaquat University Hospital Hyderabad. | Chairman |  |
| 2. Dr. Sharjeel Dahri Head of Cardiothoracic Surgery Department, LUMHS, Jamshoro. | Member |  |
| 3. Dr. Anjum Rehman, Addl: Medical Superintendent (I), Liaquat University Hospital, Hyderabad. | Member |  |
| 4. Dr. Shahid Islam Junejo, The Addl: Medical Superintendent (II), Liaquat University Hospital, Hyderabad. | Member |  |
| 5. Dr. Shahid Iqbal, Nuclear Physician, NIMRA Jamshoro. | Member |  |
| 6. Dr. Sajjad Nuclear Physist, NIMRA Jamshoro. | Member |  |
| 7. Mr. Nisar Ahmed Khokhar, Assistant Accounts Officer, Representative of District Accounts Officer, Hyderabad. | Member |  |

1. The Chairman Procurement Committee Dr. Naeem Zia Memon, the Additional Medical Superintendent LUH briefed the committee members and the bidders that consequent upon the retirement of the former Chairman Procurement Committee, Dr. Raheel Hussain, the Government of Sindh has re-constituted committee under his chair.
2. The Chairman briefed the forum that on receiving the letter dated: 20.03.2017 from M/s Medequips the Medical Superintendent postponed the opening of financial bid which was scheduled on 24.03.2017.

3. The members of Procurement committee went through the contents of the letters of former Chairman Procurement Committee, the letters received from M/s Medequips and M/s Shirazi Trading in detail besides hearing both bidders and their justifications and made following decisions:

Decision:

The tender of Medequips cannot be rejected because:

- a) *They had already submitted letter of authorization from the manufacturer as per requirement of the tender document.*
- b) *They had already provided the sale & service experience for last 03 years by the sole distributor in respect of the product which they quoted.*

4. The Procurement Committee after hearing all the three representatives of M/s Siemens, M/s Medequips and M/s Shirazi Trading decided as under:

Decision


- a) *The office of the Medical Superintendent would get verified the genuineness of the authority letter from the manufacturer (DDD).*
- b) *The performance of equipment of DDD would be verified.*

5. The Procurement Committee thereafter, re-evaluated the offered bids technically in the light of the specifications of the tender document and made decision as under:

Decision

- a) *Equipment offered by all the 03 firms meets the technical specifications.*
- b) *In case, the DDD owns its authorization letter, the chairman procurement committee may communicate the date, time and venue to all the committee members and the bidders for opening of the financial bids forthwith.*

Meeting ended with vote of thanks to chair and he reciprocated in same manner.



(Dr.Naeem Zia Memon)
Addl: Medical Superintendent &
Chairman Procurement Committee
Liaquat University Hospital



COMPARATIVE STATEMENT

PURCHASE OF DUAL HEAD GAMMA CAMERA / THALLIUM SCANNER FOR CARDIAC SURGERY DEPARTMENT LUH, HYDERABAD

UNDER SNE (NEW) 2016-17

| S.No: | Description | M/s Medequips | | M/s Siemens | |
|-------|---|---------------|--------------|--------------------|--------------------|
| | | C&F | DDP | C&F | DDP |
| 1 | DUAL HEAD GAMMA CAMERA | 283000 \$ | 45,800,000/- | 350,000 \$ | 36,700,000/- |
| 2 | HOT LAB ITEMS & ACCESSORIES | 114195 \$ | 24,666,120/- | 65,000 \$ | 9,300,000/- |
| 3 | 10KVA UPS for the computer system. | 10,000 \$ | 2,160,000/- | Included in Item-1 | Included in Item-1 |
| 4 | Diesel Generator 250 KVA | 35,000 \$ | 7,560,000/- | Not Quoted | 6,500,000/- |
| 5 | Civil Works (As per tendered requirement) | Not Quoted | 2,500,000/- | Included in Item-1 | Included in Item-1 |
| 6 | PNRA FEES | Not Quoted | 1,000,000/- | Not Quoted | Not Quoted |
| 7 | Syringe Pump (02 Nos) | 380,000 J-Yen | 520,000/- | Not Quoted | 550,000/- |
| 8 | ETT Machine with Heavy duty Treadmill | 42,700 \$ | 9,223,000/- | 19,845 \$ | 2,900,000/- |
| 9 | Defibrilator | 7,400 \$ | 850,000/- | 7000 \$ | 750,000/- |
| 10 | Mobile X-Ray DR System | 117,000 Euro | 16,000,000/- | Not Quoted | Not Quoted |
| 11 | Mobile X-Ray System | Not Quoted | Not Quoted | 35000 \$ | 4,100,000/- |
| 12 | Computer system with 19" medical grade monitor and printer with trolley | Not Quoted | Not Quoted | 5000 \$ | 500,000/- |
| | | 2nd Lowest | | 1st Lowest | |



(Mr. Nisar Ahmed Khokhar)

Assistant Accounts Officer

Representative of District Accounts Officer, Hyderabad

Member



(Mr. Sajid)

Nuclear Physist

NIMRA, Jamshoro

Member



(Mr. Shahid Iqbal)

Nuclear Physician

NIMRA, Jamshoro

Member



(Dr. Anjum Rehman)

Addl: Medical Superintendent (I)

Liaquat University Hospital, Hyderabad

Member



(Dr. Shahid Islam Junejo)

Addl: Medical Superintendent (II)

Liaquat University Hospital, Hyderabad

Member



(Dr. Sharjee Dahri)

Head of Cardiothoracic Surgery Department

LUMHS, Jamshoro

Member



(Dr. Naeem Zia Memon)








Addl: Medical Superintendent

Liaquat University Hospital, Hyderabad

Chairman

**THE MEETING OF THE PROCUREMENT COMMITTEE HELD ON
26.05.2017 IN THE COMMITTEE ROOM, LUH, HYDERABAD IN
CONNECTION WITH PROCUREMENT OF THALLIUM SCANNER /
DUAL HEAD SPECT GAMMA CAMERA**

Following participated the meeting:


- | | | |
|---|----------|---|
| 1. Dr. Naeem Zia Memon, Addl: Medical Superintendent, Liaquat University Hospital Hyderabad. | Chairman |  |
| 2. Dr. Sharjeel Dahri Head of Cardiothoracic Surgery Department, LUMHS, Jamshoro. | Member |  |
| 3. Dr. Anjum Rehman, Addl: Medical Superintendent (I), Liaquat University Hospital, Hyderabad. | Member |  |
| 4. Dr. Shahid Islam Junejo, The Addl: Medical Superintendent (II), Liaquat University Hospital, Hyderabad. | Member |  |
| 5. Dr. Shahid Iqbal, Nuclear Physician, NIMRA Jamshoro. | Member |  |
| 6. Dr. Sajjad Nuclear Physist, NIMRA Jamshoro. | Member |  |
| 7. Mr. Nisar Ahmed Khokhar, Assistant Accounts Officer, Representative of District Accounts Officer, Hyderabad. | Member |  |

1. The Chairman Procurement Committee read out the minutes of the last meeting of procurement committee held on 28.04.2017 which were confirmed by the procurement committee.

2. The Procurement Committee declared M/s Siemens Healthcare, Karachi as winner bidder due to being lowest.

3. The Procurement Committee concluded the meeting with following decisions:
- The financial comparative statement may be sent to SPPRA for hoisting on their website and work order be issued to winner bidder subsequent to mandatory period.
 - The items to be procured will be Gamma Camera, Hot Lab items, ETT, Defibrillator, Mobile X-Ray and Computer System medical grade.

Meeting ended with vote of thanks to chair and he reciprocated in same manner.



(**Dr.Naeem Zia Memon**)
Addl: Medical Superintendent &
Chairman Procurement Committee
Liaquat University Hospital

Copy forwarded for information to:-

- The all members of Procurement Committee, LUH, Hyderabad.





NO.SO(PM&I) 2-1/2016-17/PM-05 (LUH)
GOVERNMENT OF SINDH
HEALTH DEPARTMENT
(Procurement, Monitoring and Inspection Cell)
Karachi dated the 10TH May, 2017


To,

The Medical Superintendent,
Liaquat University Hospital,
Hyderabad / Jamshoro.

SUBJECT: EXTENSION OF BID VALIDITY PERIOD FURTHER 90 DAYS FOR PURCHASE OF DUAL HEAD GAMMA CAMERA / THALLIUM SCANNER FOR CARDIAC SURGERY DEPARTMENT, LUH, HYDERABAD.

Ref:No. Your letter No.LUH/Gen-Br./15042 dated 03-05-2017.

I am directed to refer to your above cited letter and to convey the approval of the competent authority for extension of bid validity for further 90 days subject to the condition that no further extension will be allowed and the process shall be completed as per SPPRA Rules and within the extended time period.


(NAVEED AHMED SOOMRO)
SECTION OFFICER (PM&I)
FOR SECRETARY HEALTH, SINDH

CC to :

1. The MD SPPRA, Karachi.
2. The PS to Minister Health.
3. The PS to Minister Secretary.
4. Office File.

Siemens Healthcare (Pvt.) Ltd., 4th Floor, State Life Building,
15-A, Sir Agha Khan Road, Lahore 54000, Pakistan.

Name Khurram Iqbal
Department Healthcare

The Medical Superintendent,
Liaquat University Hospital,
Hyderabad, Sindh.

Telephone +92 (21) 35374111-14
Fax +92(21) 35374115
Mobile +92 322 2224059
E-mail iqbal.khurram@siemens.com

Your letter of Our reference HC/LUH/WA
Date May 10, 2017

Subject: Tender for Procurement of Thallium Scanner / Dual Head Gamma Camera for Cardiothoracic Surgery Department, Liaquat University Hospital Hyderabad.

Respected Sir,

This is with reference to the subject tender for the purchase of machinery and equipment for Liaquat University Hospital (LUH).

Based on our discussion and as the gesture of good will, we extend our bid for 30 days w.e.f the formulation of this letter.

Best Regards,


Khurram Iqbal
(Manager Sales)



Khurram Iqbal
Manager Sales
Siemens Healthcare

Siemens Healthcare (Pvt.) Ltd.
Management: Khurram Jameel

4th Floor, State Life Building,
15-A, Sir Agha Khan Road,
Lahore 54000, Pakistan.

Tel: +92 42 36361161
Fax: +92 42 36369631
www.healthcare.siemens.com

Siemens Healthcare (Pvt.) Ltd.,
MD & CEO: Khurram Jameel; CFO: Syed Imran Raza
Company Secretary: Syed Imran Raza
Co. Reg. CUIN 0096560, Reg. Address: 4th Floor, State Life Building,
15-A, Sir Agha Khan (Davis) Road, Lahore 54000, Pakistan.

HCF 01/2015 V1.0

Page 1 of 1

MEDEQUIPS S.M.C.

SERVING THE MEDICAL COMMUNITY

Bungalow No.49-D, Block 6,P.E.C.H.S,
Near main Nursery Bus Stop, Karachi.
Ph: 34380116, 34552622 Fax : 34543026
E-mail:medekhi@gmail.com

Ref.ME-235/2017

18th May, 2017

Dr. Naeem Zia
Chairman Procurement Committee,
Liaquat University Hospital,
Hyderabad/Jamshoro

Subject : Procurement of Gamma Camera – Thallium Scan for Liaquat University Hospital

Ref. Tender for Supply of Machinery / Equipment Under S.N.E. (New) the Year 2016-17 at Liaquat University Hospital, Hyderabad/Jamshoro
Tender Inquiry No.17/2016-17 Due on 16-2-2017

Dear Sirs,


With reference to telephonic discussion, please note that our firm has no objection to extend bid validity of above referenced tender for the procurement of Gamma Camera for Liaquat University Hospital Hyderabad. Our Bid value will also remain the same.

Submitted for necessary action from your side.

For any further queries, please do contact us.

Thanking you in anticipation.

Yours faithfully,
For Medequips SMC


Muhammad Rizwan Marfani
General Manager (Sales)

Copy to: Medical superintendent - Liaquat University Hospital – Hyderabad/Jamshoro

Karachi Service Office:Bungalow No.19, Block 7&8, Maqboolabad C.H.S.,
Opp. Modern Club, Off. Tipu Sultan Road, Karachi.Ph:34534172
Head Office: 30,Shahrah-e-Quaid-e-Azam,Lahore-Pakistan
Phone # 042 3723324 1-37236475-37311109 Fax # 042-37233242

**BRANCHES AT : LAHORE PESHAWAR QUETTA D.I.KHAN MULTAN
BAHAWALPUR ABBOTABAD ISLAMABAD**