

OFFICE OF THE MEDICAL SUPERINTENDENT PMC HOSPITAL
NAWABSHAH-SHAHEED BENAZIRABAD

NO: MS/SB-NWB/ 98243/26

DATED 9/4/2018

THE MANAGING DIRECTOR
SINDH PUBLIC PROCUREMENT REGULATORY AUTHORITY,
GOVERNMENT OF SINDH, KARACHI.

SUBJECT: HOISTING OF BID EVALUATION REPORT IN SPPRA WEBSITE SPPRA ID No 2147483647
at SR. 37189 Peoples Medical College Hospital Nawabshah


Reference: - NIT INF/KRY – 1348/18, published on 10th March, 2018 vide this department letter
No. MS NWB/5853/55 dated 7th March, 2018.

It is intimated that Peoples Medical College Hospital, Nawabshah has invited Tender for
"SUPPLY & INSTALLATION OF MEDICAL EQUIPMENTS, INSTRUMENTS & MACHINERY, FURNITURE &
GENERAL ITEMS" for the year 2017-18 as per SPPRA Rules.

Above in view, you are requested to kindly hoist the Bid Evolution report in the SPPRA
website to complete the CODAL formalities as per SPPRA Rules 45. Please.

Following documents are also enclosed.

- Minutes of Bid opening Meeting (Rule-41(9) & Attendance Sheet
- Bidder Qualification Report
- Technical Evaluation Report (Single Stage Two Envelope)
- Soft copy of Bid Evaluation report & all related documents.



MEDICAL SUPERINTENDENT
PMC HOSPITAL
NAWABSHAH- SHAHEED BENAZIR ABAD

C.C for information:-

- The Additional Secretary M&I Cell health department Sindh @ Karachi
- The Members of Procurement Committee
- Office file

MEDICAL SUPERINTENDENT
PMC HOSPITAL
NAWABSHAH- SHAHEED BENAZIR ABAD

8/28-10-11
24675
M&I CELL

OFFICE OF THE MEDICAL SUPERINTENDENT PMC HOSPITAL
NAWABSHAH-SHAHEED BENAZIRABAD

NO: MS/SB-NWB/ /- DATED _____:2018.

MINUTES MEETING OF PROCUREMENT COMMITTEE FOR OPENING OF
TECHNICAL BID/ TECHNICAL PROPOSAL FOR SUPPLY AND INSTALATION OF
MEDICAL EQUIPMENT/ INSTRUMENT/ MACHINERY/ FURNITURE ITEMS 2017-
18 PEOPLES MEDICAL COLLEGE HOSPITAL NAWABSHAH-SHAHEED
BENAZIRABAD.

The meeting started with recitation of Holy Quran. The Chair Procurement Committee, PMCH Nawabshah welcomed all the participants. It was informed to the forum that total 35 bids were sold out, and permitted to open the Bid Documents according to SPPRA Rules. The meeting of Procurement Committee for opening of Technical Bids for Supply and Installation of Medical equipments/ instrument/ machinery and furniture items for 2017-18 for Peoples Medical College Hospital Nawabshah Shaheed Benazirabad held on 26th March 2018 in committee room of PMCH Nawabshah under the chairmanship of Chairman Procurement Committee/ Medical Superintendent PMCH.

The Procurement Committee constituted by the Health Department Government of Sindh vide Government Notification bearing No. SO(PM&I)2-1/2017-18/PM-06(PMCH), dated 21st February, 2018 comprising of the following officers.

1	Medical Superintendent, PMC Hospital Nawabshah Shaheed Benazirabad	Chairman
2	Additional Medical Superintendent, PMC Hospital Nawabshah Shaheed Benazirabad	Member
3	Representative of District Accounts Officer Shaheeh Benazirabad	Member

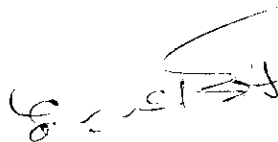

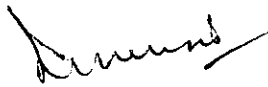
Bidding Procedure: Single stage Two Envelops Bidding Procedure

The Tender Notice was published in Daily News papers vide NIT No. INF-KRY 1344/18 in Daily Dawn, Daily Jang and Daily Kawish. The Bidding Documents were available for sale in the Accounts office PMC Hospital, Nawabshah and also hoisted on the sindh Public procurement Regulatory Authority Government of Sindh Karachi

Received 23 bid documents for Machinery Equipment and 06 bid documents Financial & Technical (list of participated firms attached Annex-A) The only technical proposals were opened on 26th March, 2018 before the procurement committee and in the presence of bidders and their representatives

The Technical proposals of 23 bidders for machinery equipment and 6 bidders for Furniture evaluated as per criteria mentioned in the tender / Bids for procurement for Supply & installation of Medical Equipment / Instrument Machinery & general Items and Furniture for Peoples Medical College Hospital Nawabshah in which 17 bidders / Firms have qualified for machinery and 5 bidders / firms have qualified for furniture as per evaluation criteria mentioned in bid document. List of Qualified / Disqualified bidders / Firms is attached as Annex- B.

Procurement Committee has decided to open the financial proposal on Tuesday 3rd April 2018 and informed to Bidders and their representatives according.





GOVERNMENT OF SINDH
HEALTH DEPARTMENT

NOTIFICATION

No. SO(PM&I)2-1/2017-18/PM-06(PMCH): A Procurement Committee under Rules-7 of Sindh Public Procurement Rules 2010 (Amended 2017) is hereby constituted comprising the following procurement committee for purchases of Plant & Machinery for Peoples Medical College Hospital Nawabshah Shaheed Benazirabad during the financial year 2017-18.

01.	Medical Superintendent, P.M.C. Hospital Nawabshah Shaheed Benazirabad.	Chairman
02.	Additional Medical Superintendent, P.M.C. Hospital Nawabshah Shaheed Benazirabad.	Member
03.	Representative of District Accounts Officer, Shaheed Benazirabad.	Member

TORs

The TORs / Functions / Responsibilities of the Procurement committee in accordance with Rule-8 of SPP Rules 2010 shall be as under:

- Preparing bidding documents;
- Carrying out technical as well as financial evaluation of the bids;
- Preparing evaluation report as provided in Rule-45;
- Making recommendations for the award of contract to the competent authority;
- Perform any other function ancillary and incidental to the above.

SECRETARY HEALTH

No. SO(PM&I)2-1/2017-18/PM-06(PMCH):

Karachi, dated: 21st February, 2018

C.C to:

- The Managing Director, Sindh Public Procurement Regulatory Authority, Karachi.
- The Medical Superintendent, Peoples Medical College Hospital Nawabshah Shaheed Benazirabad with reference to his letter dated: 08.02.2018.
- The Chairman & all members of the Committee.
- The P.S. to Secretary Health.


(NAVEED AHMED SOOMRO)
SECTION OFFICER (PM&I)



دفتر میڈیکل سپرنٹنڈنٹ PMC اسپتال

نوابشاہ - شہید بینظیر آباد

No.PMCH-5853-55

Dated:07-03-2018

ٹینڈر نوٹس

میڈیکل سپرنٹنڈنٹ PMC اسپتال نوابشاہ - شہید بینظیر آباد کو مندرجہ ذیل آئٹمز کی فراہمی کیلئے مختلف میٹریل پر رٹ / اپورٹرز / ڈسٹری بیوٹرز سے بذریعہ بذاسر بمبر نو انویسٹمنٹ کیلنگ / پیکس / آئی ٹی پیکس پیشکش مطلوب ہیں۔ ٹینڈر آئٹمز کی مکمل سیٹ تحریری درخواست جمع کرانے اور ٹینڈر انکوائری میں درج کردہ ناقابل واپسی فیس کی نقد ادائیگی پر دفتر زیر تخطی، PM&A سیل، محکمہ صحت، سندھ سیکرٹریٹ تیسری منزل تعلق باہس کراچی اور ڈائریکٹر جنرل ہیلتھ سروسز، سندھ حیدرآباد سے خریداجا سکتا ہے۔ پیشکشیں، کھلنے کی تاریخ 26-03-2018 بوقت دوپہر 12:00 بجے لازماً پہنچ جائیں، جو مجاز نمائندوں کی موجودگی میں عوامی طور پر کھولی جائیں گی۔ SPPRA رولز 2010 کی متعلقہ شتوں سے مشروط پرچیز کیٹیگری / پروکیورمنٹ ایجنسی کو کسی اتمام پیشکشوں کو قبول / مسترد کرنے کا حق حاصل ہے۔

تفصیلات	کھلنے کی تاریخ	ٹینڈر کی قیمت
مشینری / ایکویپمنٹس اور انسٹرومنٹس	26-03-2018	Rs.2000
فرنیچر وغیرہ	26-03-2018	Rs.2000

نوٹ:

- 1 ٹینڈرز، اشاعت کی تاریخ سے 24-03-2018 فرودخت کئے جائیں گے۔
- 2 پیشکشیں لازماً CIF اور DDP میں درج کی جائیں۔
- 3 حکومت کی جانب سے عام تعطیل کے اعلان کی صورت میں ٹینڈر آئٹمز کا کام والے دن کھولا جائیگا۔
- 4 تمام نرخ بشمول گورنمنٹ ٹیکسز بشمول GST اگر قابل اطلاق ہو، ہونے چاہئیں۔
- 5 NIT ہذا ویب سائٹ www.sindh.gov.pk یا www.sppra.gov.pk ڈاؤن لوڈ کیا جاسکتا ہے۔

میڈیکل سپرنٹنڈنٹ
PMC اسپتال
نوابشاہ - شہید بینظیر آباد

**OFFICE OF THE MEDICAL
SUPERINTENDENT PMC HOSPITAL
NAWABSHAH SHAHEED BENAZIR ABAD**

NO: PMCH-5853/55

DATED: 07-03-2018

TENDER NOTICE

The Medical Superintendent PMC Hospital Nawabshah Shaheed Benazir Abad hereby invites sealed bid two envelop technical Bid / financial bid from various manufacturers / importers / distributors for the supply of items mentioned below. A complete set of tender enquiry may be purchased from the office of the undersigned, PM&I Cell, Health Department, Sindh Secretariat 3rd floor Tughluk House Karachi and the Director General Health Services Sindh, Hyderabad on submission of written application upon cash payment of non-refundable fee mentioned in each tender enquiry. The bids must be delivered at opening dated 26.03.2018 12:00 Noon, which will be opened publicly in the presence of the bidders or their authorized representative who wish to attend meeting on 26.03.2018 at 12:30 pm. The purchase committee / procurement agency reserve the right to accept / reject any / all bids subject to the relevant provisions of SPPRA Rules 2010.

Description	Date of Opening	Cost of Tender
Machinery / equipments and Instrument	26.03.2018	Rs. 2000/-
Furniture and Fixture	26.03.2018	Rs. 2000/-

N.B.:

1. The tenders will be sold from date of publication to 24.03.2018.
2. Bids must be quoted in CIF and DDP.
3. In case Government announces any public holiday then tender will be opened on next working day.
4. All rates should include Government taxes including GST if applicable.
5. This NIT can be downloaded from website www.sindh.gov.pk or www.sppra.gov.pk

آفيس آف دي ميديڪل سپرنٽينڊنٽ PMC هاسپيٽل

نوابشاھ - شهيد بينظير آباد

No. PMCH-5853/55

Dated: 07-03-2018

ٽينڊر نوٽيس

ميديڪل سپرنٽينڊنٽ پي ايم سي هاسپيٽل نوابشاھ - شهيد بينظير آباد هيٺ
جائتايل آئٽمز جي خريداري واسطي مختلف مينوفڪچررز / امپورٽرز / ڊسٽريبيوٽرز
کان مهربند واڪ نو اينوئيل ٽيڪنيڪل واڪ / مالياتي واڪ گهرائي ٿو. ٽينڊر
انڪوائري جو هڪ مڪمل سيٽ هر هڪ ٽينڊر انڪوائري پر جائتايل في ناقابل واپسي
جي نقد پر ادائگي تان لڪٽ پر درخواست جي جمع ڪرائڻ تي هيٺ صحيح ڪندڙ جي
آفيس، PM&A سيل، هيٺ ڊپارٽمينٽ، سنڌ سيڪريٽريٽ ٽرڊ فلور تعلق هائوس
ڪراچي ۽ ڊائريڪٽر جنرل هيٺ سرورس سنڌ حيدو آباد مان خريد ڪري سگهجن ٿا.
واڪ کلڻ جي تاريخ 26-03-2018 تي منجهند 12:00 وڳي ضرور پهچڻ، جيڪي
واڪ ڏيندڙ يا سندن مجاز نمائندا جيڪي مينگ اٿيند ڪرڻ چاهين 26-03-2018
تي منجهند 12:30 وڳي سر عام انهن جي موجودگي پر ڪوليا ويندا. پريز ڪميٽي/
پروڪيورمينٽ ايجنسي ايس پي آري رولز 2010 جي لاڳاپيل فٽون موجب
سموريون/ڪاپر واڪ رد/قبول ڪرڻ جو حق محفوظ رکي ٿي.

وضاحت	کلڻ جي تاريخ	ٽينڊر جي لاڳت
مشينري/ايڪيويمينٽس ۽ انسٽريومينٽ	26-03-2018	2000 رپيا
فريٽيجر ۽ فڪسچر	26-03-2018	2000 رپيا

ضروري:

1. ٽينڊرز شايع ٿيڻ جي تاريخ کان 24-03-2018 تائين وڪرو ڪيا ويندا.
2. واڪ GIF ۽ DDP پر ڏنا وڃن.
3. گورنمينٽ پاران عام موڪل جو اعلان ڪرڻ جي صورت پر ٽينڊر ورنڊو ڪم
ڪلر واري ڏينهن تي ڪوليا ويندا.
4. سمورن اڳين پر گورنمينٽ ٽيڪسز سميت جي ايس ٽي جتي لاڳو هجن شامل هئڻ
گهرجن.
5. هيءَ NIT ويب سائٽ: www.sindh.gov.pk يا www.sppra.gov.pk تان
ڊائون لوڊ ڪري سگهجي ٿي.

ميديڪل سپرنٽينڊنٽ

PMC هاسپيٽل

نوابشاھ - شهيد بينظير آباد

INF/KRY.No.1344/2018

SAY NO TO CORRUPTION

اسان دهشتگردي جي خلاف متحد آهيون

11211

سنڌ برقي ۽ گيس ڪارپوريشن، پتو: 8 3 9 8





**OFFICE OF THE
MEDICAL SUPERINTENDENT
PEOPLES MEDICAL COLLEGE HOSPITAL NAWABSHAH
SHAHEED BENAZIR ABAD.**

NO. PMCHN SBA (NTT) 77 56/60

Dated the 22-03-2018.

OFFICE ORDER.

A Technical Bid Evaluation Committee is hereby constituted upon the following officers of this Institution, to evaluate the Bidding /NTT papers for purchase of Plants & Machinery for Peoples Medical College Hospital, Nawabshah / SBA.


1. Prof. Khan Muhammad Nangrejo
Prof. of Ophthalmology. Chairman.
2. Prof. Ali Akbar Siyal
Prof. of Pediatric Medicine. Member.
3. Dr. Muhammad Hanif Bhungwar
Working as AMS. Member

The Committee will ensure the transparency in the Technical Bid Evaluation process at PMC Hospital Nawabshah, in accordance with SPPRA rules.

**MEDICAL SUPERINTENDANT
Peoples Medical College Hospital Nawabshah
Shaheed Benazir Abad**

Copy forwarded with compliments, for information to:-

1. The Secretary, Health Department Government of Sindh Karachi
2. The Managing Director Sindh Public Procurement Regulatory Authority, Karachi.
3. Copy to the Members Concerned.
4. Copy for office record.











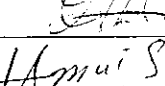

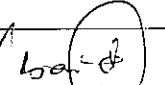

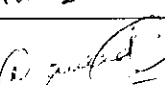


**MEDICAL SUPERINTENDANT
Peoples Medical College Hospital Nawabshah
Shaheed Benazir Abad**

ATTENDANCE SHEET

(TECHNICAL BIDS)

ATTENDANCE SHEET FOR OPENING OF TENDERS FOR **MACHINERY AND EQUIPMENT,**
OF P.M.C HOSPITAL NAWABSHAH SBA (FOR THE YEAR 2017-18)

THE FOLLOWING PARITIES/ REPRESENTATIVE OF COMPANES ARE ATTEND THE MEETING ON
26-03-2018 AT 12.30 PM AT PEOPLES MEDICAL COLLEGE HOSPITAL NAWABSHAH
SHAHEED BENAZIRABAD.

SR.NO.	NAME OF PARSON	NAME OF FIRM/COMPANY	CONTRACT NO.	SIGNATURE
1.	Abdullahi	Platinum Corporation	033571104123	
2.	Muzafar	Lablink	03042088357	
3.	Abdul Wahed	M/S Blos	03363725812	
4.	Dr. Jinnah	M/S M.E'S	03899225518	
5.	Ero Farisaf	M/S Medicapital	03334176661	
6.	Farazuddin Shauki	Lotif Brothers	0334-2638495	
7.	S. FARRUEN	MEDICINE TECHNOLOGIES	0302-8553628	
8.	Sami Sanaif	Standard Suppliers	0304-2416950	
9.	M. Khuram	Medical Equipment	0302-257696	
10.	Ameer Khan	Popular International	0322-9148807	
11.	Rasheed Ahmed	Endo-Kare	0321-8928179	
12.	Omar Bashir	Bashir Pharma Pvt Ltd	03013816541	
13.	Danish Nozir	ECA		
14.	Ubaid Sanaif	Universal Enterprises	03312663310	
15.	Dr. Abdul Qadir	Mediland Pakistan	0300-0450163	
16.	Imdad Qadir	Noor International	03463055926	
17.	Navas Ali	Easa-Bussis/Byno	03213082560	





SR.NO.	NAME	NAME OF FIRM/BIDDER	CONTRACT NO.	SIGNATURE
18.	Faiz Ullah	Verizon	0342-2438328 0336-3988022	
19.	Med Elee	Equipment	052214550280	
20.	Abdul Aziz	Alimed Solutions	03338752117	
21.				
22.				
23.				
24.	M. Lameel	Human Healthcare	03322842777	
25.				
26.				
27.				
28.				
29.				
30.				
31.				
32.				
33.				
34.				
35.				
36.				
37.				
38.				
39.				
40.				

ATTENDANCE SHEET

(TECHNICAL BIDS)

ATTENDANCE SHEET FOR OPENING OF TENDERS FOR FURNITURE AND FIXTURE,
OF P.M.C HOSPITAL NAWABSHAH SBA (FOR THE YEAR 2017-18)

THE FOLLOWING PARITIES/ REPRESENTATIVE OF COMPANES ARE ATTEND THE MEETING ON
26-03-2018 AT 12.30 PM AT PEOPLES MEDICAL COLLEGE HOSPITAL NAWABSHAH
SHAHEED BENAZIRABAD.

R.NO.	NAME OF PARSON	NAME OF FIRM/COMPANY	CONTRACT NO.	SIGNATURE
1.	Syed Farooq	MEDLINE TECHNOLOGIES	0302-8553608	
2.	A. Hussain	ELITE CC	0300-287696	
3.	Danish Noor	ELITE CC	0345-287302	
4.	M. Hussain	M. Hussain	0300-287696	
5.				
6.				
7.				
8.				
9.				
10.				
11.				
12.				
13.				
14.				
15.				
16.				
17.				

ATTENDANCE SHEET FOR OPENING OF TENDERS FOR MACHINERY AND EQUIPMENT,
OF P.M.C HOSPITAL NAWABSHAH SBA (FOR THE YEAR 2017-18)




THE FOLLOWING PARITIES/ REPRESENTATIVE OF COMPANES ARE ATTEND THE MEETING ON
03-04-2018 AT 12.00 PM AT PEOPLES MEDICAL COLLEGE HOSPITAL NAWABSHAH
SHAHEED BENAZIRABAD.

S.NO	NAME OF PARSON	NAME OF FIRM/COMPANY	CONTRACT NO.	SIGNATURE
1.	✓ FARAZUDDIN SHAIKH.	LATIF BROTHERS INSTRUMENTS	0334-2638495	
2.	⊗ Syed Farrooh Hussain	MEDLINE TECHNOLOGIES	0302-8553608	⊗ Dis-qualified
3.	✓ M FAIZ ULLAH	VERIZON	0342-2438328 0336-3988022	
4.	✓ Rao Faizal	Medequips SMC	0333-4196661	Rao Faizal
5.	✓ M.A. Saifan Med-elec Corp	Med-Elec Corp	0300 2290048	
6.	✓ Naveed Radian	Noor-International	0346 3055926	
7.	✓ Muhammad Fawad	BIOS	0333 2724054	
8.	✓ Sunil Shauif	Standard Suppliers	0304-2416980	
9.	M. Jumeid	MES (Medical Equip ments Supplier)	03342622181	
10.	✓ Abdul-Allah-Ahij	Allmed Solutions	0333 2753119	
11.	✓ Abdullah	Platinum Corporation	0333 7118433	
12.	Asma Fozal	Easa Parson firm	0300-9377708	
13.				
14.				
15.				
16.				
17.				

(TECHNICAL BIDS)

ATTENDANCE SHEET FOR OPENING OF TENDERS FOR **MACHINERY AND EQUIPMENT,**
OF P.M.C HOSPITAL NAWABSHAH SBA (FOR THE YEAR 2017-18)

THE FOLLOWING OFFICERS/MEMBERS ARE ATTEND THE MEETING ON
26-03-2018` AT 12-30 PM OF PEOPLES MEDICAL COLLEGE HOSPITAL NAWABSHAH
SHAHEED BENAZIRABAD.

SR.NO.	NAME OF OFFICERS	DESIGNATION	SIGNATURE
1.	Dr. Muzaffar Ali Chandio Medical Superintendent P.M.C .Hospital Benazirabad	Chairman	
2.	Dr. Shams Din Siyal Additional Medical Superintendent P.M.C .Hospital Benazirabad	Member	
3.	Mr. Habib-u-Rehman District Accounts Officer, Shaheed Benazirabad	Member	

**LIST OF BIDDER PARTICIPATED IN TENDER FOR
MACHINERY/EQUIPMENT OPENED ON 26TH MARCH
2018**

S.NO	Name of Party	STATUS
1	M/S ALLMED SOLUTION	MACHINERY EQUIPMENT
2	M/S REHMAN & REHMAN	MACHINERY EQUIPMENT
3	M/S UNIVERSAL ENTERPRISES	MACHINERY EQUIPMENT
4	M/S VERIZON	MACHINERY EQUIPMENT
5	M/S HUMAN HEALTH CAREER	MACHINERY EQUIPMENT
6	M/S NOOR INTERNATIONAL	MACHINERY EQUIPMENT
7	M/S BIOS	MACHINERY EQUIPMENT
8	M/S STANDARD SUPPLIERS	MACHINERY EQUIPMENT
9	M/S MEDICAL EQUIPMENT	MACHINERY EQUIPMENT
10	M/S KHLID CORPORATION	MACHINERY EQUIPMENT
11	M/S ELATE CC	MACHINERY EQUIPMENT
12	M/S EASA BUSINESS GROUPT	MACHINERY EQUIPMENT
13	M/S RADIANT PVT LTD	MACHINERY EQUIPMENT
14	M/S FARAZ TRADERS	MACHINERY EQUIPMENT
15	M/S POPULAR INTERNATIONAL	MACHINERY EQUIPMENT
16	M/S LAB-LINK ENTERPRISES	MACHINERY EQUIPMENT
17	M/S MEDI-LINE TECHNOLOGY	MACHINERY EQUIPMENT
18	M/S PLATINUM CORPORATION	MACHINERY EQUIPMENT
19	M/S ENDO KARE	MACHINERY EQUIPMENT
20	M/S MED ELEC CORPORATION	MACHINERY EQUIPMENT
21	M/S MEDE URGE	MACHINERY EQUIPMENT
22	M/S MEDEQUIPS	MACHINERY EQUIPMENT
23	M/S LATIF BROTHERS	MACHINERY EQUIPMENT

Handwritten signature/initials

Handwritten signature

Handwritten signature

LIST OF BIDDER PARTICIPATED IN TENDER FOR
FURNITURE/FIXTURES OPENED ON 26TH MARCH 2018

S.NO	Name of Party	STATUS
1	M/S LAB-LINK ENTERPRISES	FURNITURE AND FIXTURE
2	M/S PLANTINUM CORPORATON	FURNITURE AND FIXTURE
3	M/S KHALID CORPORATION	FURNITURE AND FIXTURE
4	M/S MEDE LINE	FURNITURE AND FIXTURE
5	M/S BASHSON	FURNITURE AND FIXTURE
6	M/S MEHRAN TRADERS	FURNITURE AND FIXTURE

[Handwritten signature]

[Handwritten signature]

[Handwritten signature]
DR. MUZAFFAR ALI CHANNI
Medical Superintendent
Sindh Medical College Hospital Nawabshah
Shahedd Benazir Abad

PEOPLES MEDICAL COLLEGE HOSPITAL NAWABSHAH-BENAZIRABAD

LIST OF EVALUATION CRITERIA - QUALIFIED/DISQUALIFIED BIDDERS FOR MACHINERY/EQUIPMENT

S.NO	NAME OF BIDDERS	REMARKS
1	M/S ALLMED SOLUTION	QUALIFIED
2	M/S UNIVERSAL ENTERPRISES	QUALIFIED
3	M/S VERIZON	QUALIFIED
4	M/S NOOR INTERNATIONAL	QUALIFIED
5	M/S BIOS	QUALIFIED
6	M/S STANDARD SUPPLIERS	QUALIFIED
7	M/S MEDICAL EQUIPMENT	QUALIFIED
8	M/S KHLID CORPORATION	QUALIFIED
9	M/S ELATE CC	QUALIFIED
10	M/S POPULAR INTERNATIONAL	QUALIFIED
11	M/S LAB-LINK ENTERPRISES	QUALIFIED
12	M/S PLATINUM CORPORATION	QUALIFIED
13	M/S ENDO KARE	QUALIFIED
14	M/S MED ELEC CORPORATION	QUALIFIED
15	M/S MEDE URGE	QUALIFIED
16	M/S MEDEQUIPS	QUALIFIED
17	M/S LATIF BROTHERS	QUALIFIED
18	M/S REHMAN & REHMAN	DISQUALIFIED
19	M/S HUMAN HEALTH CAREER	DISQUALIFIED
20	M/S EASA BUSINESS GROUPT	DISQUALIFIED
21	M/S RADIANT PVT LTD	DISQUALIFIED
22	M/S FARAZ TRADERS	DISQUALIFIED
23	M/S MEDI-LINE TECHNOLOGY	DISQUALIFIED

[Handwritten signature]
20.10.2019

[Handwritten signature]
20.10.2019

[Handwritten signature]

PEOPLES MEDICAL COLLEGE HOSPITAL NAWABSHAH-BENAZIRABAD

LIST OF EVALUATION CRITERIA - QUALIFIED/DISQUALIFIED BIDDERS FOR FURNITURE/FIXTURES

S.NO	NAME OF BIDDERS	REMARKS
1	M/S LAB-LINK ENTERPRISES	QUALIFIED
2	M/S PLANTINUM CORPORATON	QUALIFIED
3	M/S KHALID CORPORATION	QUALIFIED
4	M/S MEDE LINE	QUALIFIED
5	M/S BASHSON	QUALIFIED
6	M/S MEHRAN TRADERS	DISQUALIFIED

[Handwritten signature]

[Handwritten signature]

[Handwritten signature]

PEOPLES MEDICAL COLLEGE HOSPITAL NAWABSHAH SHAHEED BENAZIRABAD

Bid Evaluation Report

7. Name of procuring agency: PEOPLES MEDICAL COLLEGE HOSPITAL NAWABSHAH-SHAHEED BENAZIRABAD
8. Tender Reference Number: NIT INF/KRY-1344/18, PUBLISHED ON 10TH MARCH 2018, VIDE THIS OFFICE LETTER NO. PMCH/1853 DATED 07TH MARCH

9. Tender Description: "FURNITURE AND FIXTURE"

10. Method of Procurement: **SINGLE STAGE TWO ENVELPS PROCEDURE**

11. Tender Published: **Daily Dawn & Aina on 10th March, Daily Kawish on 12th March, Daily Jung on 13th March.**

SPPRA Hoisting ID No 2147483647 at Sr. 37189 on 7th March 2018


12. Total Bid Documents Sold: **Seven (07)** 7. Total Bids Received: **Six (06)**
9. Technical Bid Opening date: **26th March 2018** 9. Numbers of bids technical qualified: **Five (05)**
11. Bids Rejected: **One (01)** 11. Financial Bid Opening date: **03rd April 2018**
13. Bid Evaluation report


S.No	Name of Items	Quantity	Name of Bidder	Rates Quoted	Ranks	Remarks

- 1st lowest rate offer accepted
- Bid Evaluation report attached


Representative of

District Account officer
Shaheed Benazirabad
(Member)


Additional Medical Superintendent
P.M.C. Hospital Nawabshah
Shaheed Benazirabad
(Member)


Medical Superintendent
P.M.C. Hospital Nawabshah


Chairman
P.M.C. Hospital Nawabshah
Shaheed Benazirabad
(Chairman)

**PEOPLE'S MEDICAL COLLEGE HOSPITAL NAWABSHAH-SHAHEED BENAZIRABAD
BASIC CRITERIA FOR ELIGIBILITY OF TECHNICAL BIDS FOR MACHINERY EQUIPMENT**

OPENED ON 26TH MARCH 2018

S.NO	ELIGIBILITY PARAMETERS	1	2	3	4	5	6	7	8	9	10	11	12
		MEDICUPS SMC	BIOS	RADIANT	POPULAR INT:	EASA BUSINESS	ALLMED SOLUTIONS	PLATINUM CORP:	NOOR INTER:	UNIVERSAL ENT:	KHALID CORP:	LATIF BROTHERS	MEDI URGE
1	REGISTRATION WITH INCOME TAX (ACTIVE INCOME TAX CERTIFICATE)	YES	YES	YES	YES	YES	YES	YES	YES	YES	YES	YES	YES
2	REGISTRATION WITH SALES TAX (ACTIVE SALES TAX CERTIFICATE)	YES	YES	YES	YES	YES	YES	YES	YES	YES	YES	YES	YES
3	RELEVANT EXPERIENCE MINIMUM OF 5 YEARS (RELEVANT EXPERIENCE CERTIFICATE)	YES	YES	YES	YES	NO	YES	YES	YES	YES	YES	YES	YES
	FRESH BANK CERTIFICATE	YES	YES	NO	YES	YES	YES	YES	YES	YES	YES	YES	YES
4	BANK STATEMENT SHOWING END TRANSACTION OF 60 M	YES	YES	NO	YES	YES	YES	YES	YES	YES	YES	YES	YES
	SIGNED AND COMPANY SEALED BIDDING DOCUMENTS AND CONTRACT AGREEMENT	YES	YES	NO	YES	YES	YES	YES	YES	YES	YES	YES	YES
6	DELIVERY TIME	YES	YES	NO	YES	YES	YES	YES	YES	YES	YES	YES	YES
7	WEBOC ID OF FIRM COPY OF CERTIFICATE)	YES	YES	NO	YES	NO	YES	YES	YES	YES	YES	YES	YES
8	COPY OF EARNEST MONEY WITHOUT AMOUNT	YES	YES	YES	YES	YES	YES	YES	YES	YES	YES	YES	YES
9	ORIGINAL TENDER PURCHASE RECEIPT	YES	YES	YES	YES	YES	YES	YES	YES	YES	YES	YES	YES

E = ELIGIBLE / N = NOT ELIGIBLE

PEOPLE'S MEDICAL COLLEGE HOSPITAL NAWABSHAH-SHAHEED BENAZIRABAD
CRITERIA FOR ELIGIBILITY OF TECHNICAL BIDS FOR FURNITURE/FIXTURE

OPENED ON 26TH MARCH 2018

S.NO	EVALUATION CRITERIA	TOTAL MARKS					
		1	2	3	4	5	6
1	Conformity to the Technical Specifications						
	a) Fully compliant with the required specifications	10	10	0	15	10	15
	b) Compliant with minor deviation ≤5% (subject to main function is not affected)						
	c) Sample approved	15	15	0	15	15	15
2	Warranty						
	a) Warranty (period as required)	3	5	5	5	5	3
	b) Warranty (period more than required)						
3	Bidder's Legal Status, Certification & Experience						
	a) SECP Incorporation (1 point/year)	0	0	0	2	0	0
	b) Chamber of Commerce & Industry Membership (1 point/year)	2	2	0	2	2	2
	c) ISO 9001 Certified (1 point/year)	0	0	0	2	0	0
	d) Purchase Orders with total value ≥ 5 million rupees (2 point/order copy)	6	6	2	6	4	6
4	Bidder's Financial Status						
	a) Bank Certificate	2	2	2	2	2	2
	b) Bank Statement (last two years)						
	(Showing annual business turnover of ≥ 10 million rupees per year)	2	2	2	2	2	2
	c) Income Tax Return (last two years)						
	(Showing annual business turnover of ≥ 10 million rupees per year)	2	2	2	2	2	2
	d) Audited Financial Statement (last two years)	2	2	2	2	2	2

5	Bidder's After Sales Services in Sindh	5	2	2	2	2	2	2	2	2	2	2
	a) Service Workshop	2										
	b) Qualified & Trained Staff											
	a. Should have at least two technician with Bio-Data		2									
	b. Should have at least one technician trained by the principal	2										
	c) Tools & Spare Parts List	1	1	1	1	1	1	1	1	1	1	1
6	Hospital Furniture: Manufacturer / Brand	40										
	a) Manufacturer's Authorization	2										
	b) Manufacturer's Website	4										
	c) Brochure or Catalogue (original)	4										
	d) ISO 9001 Certificate (local manufacturer)	2										
	e) CE Certificate (foreign manufacturer)	2										
	f) Chamber of Commerce & Industry Membership (local manufacturer)	2										
	g) EOBI Registration Certificate (local manufacturer)	2										
	h) Social Security Registration Certificate (local manufacturer)	2										
	i) References of OEM brand / model		24	26	0	30				22		30
	(i) Government / Semi-Government Teaching Hospital / Institute	2										
	(ii) Armed Forces	2										
	(iii) Charity Hospital / NGO	2										
	(iv) Private Teaching Hospital / Institute	2										
	(v) International Hospital / Institute	2										
	j) Factory (local manufacturer)											
	(i) Size (2 points/5000 sq. ft. space)	4										
	(ii) Tools	2										
	(iii) Machinery	2										
	(iv) Workforce	2										
	Total Points	100	73	77	20	90	71	84	Q	Q	Q	Q

Q = QUALIFIED
D.Q = DISQUALIFIED

PEOPLE'S MEDICAL COLLEGE HOSPITAL NAWABSHAH-SHAHEED BENAZIRABAD
CRITERIA FOR ELIGIBILITY OF TECHNICAL BIDS FOR MACHINERY EQUIPMENT

OPENED ON 26TH MARCH 2018

	1	2	3	4	5	6	7	8	9	10	11	12	13	14	15	16	17
TOTAL MARKS	MEDICINES	BIOS	POPULAR INT:	ALMED SOLUTIONS	PLATINUM CORP:	NOOR INTER:	UNIVERSAL ENT:	KHALID CORP:	LATIF BROTHERS	MEDI URGE	MED-ELEC CORP	LAB LINK ENTERPRISES	STANDARD SUPPLIERS	ELATE CC	VERIZONE	ENDO KARE	MEDICAL EQUIPMENT
TECHNICAL STAFF																	
Two technical staff	5	5	5	5	5	5	5	5	5	5	5	5	5	5	5	5	5
Extra number of Technical staff	5	4	3	5	4	5	5	3	3	4	3	5	3	4	5	5	5
Academic Qualification marks	5	4	3	5	4	5	3	2	4	4	3	2	3	4	4	4	3
CAPABILITY OF WORKSHOP																	
Availability of Tools and test equipment	3	3	3	3	3	3	3	3	3	3	3	3	3	3	3	3	3
Physical size of workshop	3	3	3	3	3	3	3	3	3	3	3	3	3	3	3	3	3
Availability of Diagnostic tools	2	2	2	2	2	2	2	2	2	2	2	2	2	2	2	2	2
Availability of Service Manuals	2	2	2	2	2	2	2	2	2	2	2	2	2	2	2	2	2
Availability of Service station Sukkur/Hyderabad	5	3	2	3	1	5	1	1	1	1	1	1	1	1	1	1	1
FINANCIAL SOUNDNESS																	
Income Tax paid challan for last 3 years	6	6	6	6	6	6	6	6	6	6	6	6	6	6	6	6	6
Balance sheet audited for last three years	4	4	4	4	4	4	4	4	4	4	4	4	4	4	4	4	4
Bank statement	2	2	2	2	2	2	2	2	2	2	2	2	0	0	2	2	2
OVER ALL REPUTATION IN REFERENCE TO THE PRODUCT																	
Reference certificates along with verification	10	8	7	7	8	7	8	5	8	5	5	5	6	6	6	8	6

PEOPLES MEDICAL COLLEGE HOSPITAL NAWABSHAH-SHAHEED BENAZIRABAD

BID EVALUATION REPORT

TENDER FOR THE PURCHASE OF EQUIPMENT/MACHINERY/INSTRUMENT THROUGH SNE FOR VARIOUS DEPARTMENTS OF PMCH NAWABSHAH FOR YEAR 2017-18

TECHNICAL BID OPENED ON 26-03-2018 AND FINANCIAL BID OPENED ON 03-04-2018

S.No	Name of Items	Quantity Req:	Name of Firm Participated	Rates Quoted	Ranks	Remarks
1	ECG Machine 6 channel	10	M/s Platinum Corporation	299,000.00	1st Lowest	M/s Platinum Corporation approved as 1st lowest
2	BEDSIDE PATIENT MONITOR	50	M/s Lab Link Enterprises	515,000.00	2nd lowest	M/s Lab Link Enterprises not approved as quoted high
			M/s Platinum Corporation	473,000.00	1st lowest	M/s Platinum Corporation approved as 1st lowest
3	BLOOD GAS ANALYZER	1	M/s Platinum Corporation	1,950,000.00	2nd lowest	M/s Platinum Corporation not approved as quoted highest
			M/s Lab Link Enterprises	1,880,000.00	1st lowest	M/s Lab Link Enterprises approved as 1st lowest
4	BIPAP VENTILATOR	2	M/s Platinum Corporation	1,670,000.00	1st lowest	M/s Platinum Corporation approved as 1st lowest
5	DEFIBRILATOR	10	M/s Elate CC	520,000.00	3rd Lowest	M/s Elate CC not approved as quoted highest
			M/s Medequips	892,000.00	2nd lowest	M/s Medequips not approved as quoted highest
			M/s BIOS	512,600.00	1st lowest	M/s BIOS Approved as 1st lowest

6	INFUSION PUMP	30	M/s Medi Urge	208,400.00	2nd lowest	M/s Medi Urge not approved as quoted highest
			M/s Platinum Corporation	207,120.00	1st lowest	M/s Platinum Corporation approved as 1st lowest
			M/s Universal Enterprises	250,560.00	3rd Lowest	M/s Universal Enterprises not approved as quoted lowest
7	SYRINGE PUMP	20	M/s Medi Urge	174,000.00	2nd lowest	M/s Medi Urge not approved as quoted highest
			M/s Platinum Corporation	173,895.00	1st lowest	M/s Platinum Corporation approved as 1st lowest
			M/s Universal Enterprises	196,272.00	3rd Lowest	M/s Universal Enterprises not approved as quoted lowest
8	CENTRAL MONITORING STATION	2	M/s Platinum Corporation	1,650,000.00	1st lowest	M/s Platinum Corporation approved as 1st lowest
9	O.T TABLE FOR GYNE AND UROLOGY	8	M/s Lab Link Enterprises	4,080,000.00	2nd lowest	M/s Lab Link Enterprises not approved as quoted high
			M/s Platinum Corporation	3,875,000.00	1st lowest	M/s Platinum Corporation approved as 1st lowest
10	O.T LIGHT- DOUBLE DOOM SURGICAL LIGHT WITH BATTERY + CAMERA + MONITOR & 1 CAMERA SYSTEM WITH COMPLETE INSTALLATION	8	M/s Universal Enterprises	4,133,879.00	2nd lowest	M/s Universal Enterprises not approved as quoted lowest
			M/s Platinum Corporation	3,985,000.00	1st lowest	M/s Platinum Corporation approved as 1st lowest
11	PORTABLE OT LIGHT	5	M/s Universal Enterprises	1,139,082.00	2nd lowest	M/s Universal Enterprises not approved as quoted lowest
			M/s Platinum Corporation	1,093,500.00	1st lowest	M/s Platinum Corporation approved as 1st lowest

12	LAPROSCOPE COMPLETE SET	1	M/s Universal Enterprises	5,568,475.00	2nd lowest	M/s Universal Enterprises not approved as quoted lowest
			M/s Verizone	10,625,000.00	4th lowest	M/s Verizone not approved as quoted highest
			M/s Allmed Solutions	12,701,780.00	5th lowest	M/s Allmed Solutions not approved as quoted highest
			M/s Popular International	5,000,000.00	1st lowest	M/s Popular International approved as 1st lowest
			M/s ENDO Kare	10,230,000.00	3rd Lowest	M/s Endo kare not approved as quoted highest
13	AUTOCLAVE B CLASS	5	M/s Platinum Corporation	890,000.00	1st lowest	M/s Platinum Corporation approved as 1st lowest
			M/s Lab Link Enterprises	945,000.00	2nd lowest	M/s Lab Link Enterprises not approved as quoted high
14	PEAD CYSTOSCOPE WITH BRIDGE	1	M/s Universal Enterprises	1,196,354.00	2nd lowest	M/s Universal Enterprises not approved as quoted lowest
			M/s Verizone	1,012,500.00	1st lowest	M/s Verizone approved as quoted 1st lowest
			M/s Allmed Solutions	1,658,400.00	4th lowest	M/s Allmed Solutions not approved as quoted highest
			M/s ENDO Kare	1,580,000.00	3rd Lowest	M/s Endo kare not approved as quoted highest
15	PEAD RESECTOSCOPE COMPLETE SET	1	M/s Universal Enterprises	673,015.00	1st lowest	M/s Universal Enterprises approved as 1st lowest
			M/s Verizone	725,000.00	2nd lowest	M/s Verizone not approved as quoted highest
			M/s Allmed Solutions	923,360.00	3rd Lowest	M/s Allmed Solutions not approved as quoted highest
			M/s ENDO Kare	1,925,000.00	4th lowest	M/s Endo kare not approved as quoted highest


16	ADULT RESECTOSCOPE	1	M/s Universal Enterprises	668,007.00	1st lowest	M/s Universal Enterprises approved as 1st lowest
			M/s Verizone	812,500.00	2nd lowest	M/s Verizone not approved as quoted highest
			M/s Allmed Solutions	1,277,120.00	4th lowest	M/s Allmed Solutions not approved as quoted highest
			M/s ENDO Kare	1,060,000.00	3rd Lowest	M/s Endo kare not approved as quoted highest
17	PULSE OXIMETER	5	M/s BIOS	154,300.00	1st lowest	M/s BIOS Approved as 1st lowest
			M/s Khalid Corporation	160,000.00	2nd lowest	M/s Khalid Corporation not approved as quoted highest
18	SUCTION MACHINE HEAVY DUTY	40	M/s Standard Supplies	160,000.00	2nd lowest	M/s standard Suppliers not approved as quoted highest
			M/s Platinum Corporation	157,650.00	1st lowest	M/s Platinum Corporation approved as 1st lowest
19	PC BASED ETT MACHINE	1	M/s Khalid Corporation	2,560,000.00	3rd Lowest	M/s Khalid Corporation not approved as quoted highest
			M/s Med Elec	1,962,000.00	2nd lowest	M/s Med Elec not approved as quoted highest
			M/s Platinum Corporation	1,895,000.00	1st lowest	M/s Platinum Corporation approved as 1st lowest
20	NEBULIZER MACHINE	10	M/s Standard Supplies	75,000.00	1st lowest	M/s Standard Suppliers approved as 1st lowest
			M/s Platinum Corporation	83,500.00	2nd lowest	M/s Platinum Corporation not approved as quoted highest
21	CTG MACHINE	5	M/s Lab Link Enterprises	1,775,000.00	2nd lowest	M/s Lab Link Enterprises not approved as quoted high
			M/s Platinum Corporation	1,650,000.00	1st lowest	M/s Platinum Corporation approved as 1st lowest


22	ANGIOGRAPHY MACHINE & ALL ACCESSORIES FOR LAB & MACHINE INSTALLATION	1	M/s Medequips	98,500,000.00	2nd lowest	Approved alternate offer as it fulfill all requirements
			M/s Medequips	88,500,000.00	1st lowest	M/s Medequips approved as 1st lowest
			M/s Medical Equipments	140,000,000.00	3rd Lowest	No security deposit attached, hence rejected
23	ECHOCARDIOGRAPHY MACHINE DOPPLER WITH TWO PROBE (INCLUDING PEDIATRIC)	1	M/s Medequips	9,800,000.00	2nd lowest	Approved alternate offer as it fulfill all requirements
			M/s Medequips	8,800,000.00	1st lowest	M/s Medequips approved as 1st lowest
24	ICU BEDS ELECTRIC	10	M/s Medequips	465,000.00	1st lowest	M/s Medequips approved as 1st lowest
25	THERAPEUTIC HYSTEROSCOPE	1	M/s Allmed Solutions	4,251,200.00	4th lowest	M/s Allmed Solutions not approved as quoted highest
			M/s ENDO Kare	2,645,000.00	1st lowest	M/s Endo Kare approved as 1st lowest
			M/s Verizone	3,897,500.00	3rd Lowest	M/s Verizone not approved as quoted highest
			M/s Popular International	4,000,000.00	4th lowest	M/s Popular International not approved as quoted highest
26	ELECTRIC CAUTRY MACHINE	5	No bidder participated, hence decided for retender			
27	FLUOROSCOPE C ARM SYSTEM	1	M/s Medequips	11,400,000.00	1st lowest	M/s Medequips approved as 1st lowest
28	SPIROMETER	1	M/s Platinum Corporation	1,135,000.00	1st lowest	M/s Platinum Corporation approved as 1st lowest
29	ULTRASOUND MACHINE	1	M/s Medequips	10,700,000.00	2nd lowest	M/s Medequips not approved as quoted highest
			M/s Platinum Corporation	9,435,000.00	1st lowest	M/s Platinum Corporation approved as 1st lowest


30	VENTILATORS FOR INTENSIVE CARE UNIT	6	M/s Noor International	2,830,230.00	2nd lowest	M/s Noor International not approved as quoted highest
			M/s Lab Link Enterprises	2,786,500.00	1st lowest	M/s Lab Link Enterprises approved as 1st lowest
31	B/W ULTRASOUND MACHINE	1	M/s BIOS	595,000.00	1st lowest	M/s BIOS Approved as 1st lowest
32	LAPTOP COLOR DOPPLER ULTRASOUND MACHINE	1	M/s Medequips	5,100,000.00	2nd lowest	M/s Medequips not approved as quoted highest
			M/s BIOS	3,125,000.00	1st lowest	M/s BIOS Approved as 1st lowest
33	RADIOGRAPHY SYSTEM WITH DR	1	M/s Medequips	19,600,000.00	2nd lowest	M/s Medequips not approved as quoted highest
			M/s BIOS	16,102,000.00	1st lowest	M/s BIOS Approved as 1st lowest
34	FLUOROSCOPY / RADIOGRAPHY MACHINE 800MA	1	No bidder participated, hence decided for retender			
35	X-RAY RADIOGRAPHY SYSTEM	1	M/s BIOS	5,610,000.00	1st lowest	M/s BIOS Approved as 1st lowest
36	EEG Polygraphic Machine	1	M/s Lab Link Enterprises	3,865,000.00	1st lowest	M/s Lab Link Enterprises approved as 1st lowest
			M/s Platinum Corporation	4,150,000.00	2nd lowest	M/s Platinum Corporation not approved as quoted highest
37	EMG MACHINE	1	M/s Lab Link Enterprises	4,450,000.00	1st lowest	M/s Lab Link Enterprises approved as 1st lowest
			M/s Platinum Corporation	4,630,000.00	2nd lowest	M/s Platinum Corporation not approved as quoted highest
38	DOPPLER ULTRASOUND MACHINE WITH THREE PROBE	1	M/s Medequips	5,100,000.00	1st lowest	M/s Medequips approved as 1st lowest


39	VIDEO LARYNGOSCOPE	1	M/s Allmed Solutions	3,821,600.00	1st lowest	M/s Allmed Solutions approved as 1st lowest
40	OPERATING MICROSCOPE FOR OPHTHALMOLOGY	1	M/s Latif Brothers	2,494,800.00	1st lowest	M/s Latif Brothers approved as 1st lowest
41	BLOOD BANK REFRIGERATOR	1	No bidder participated, hence decided for retender			
42	ANAESTHESIA MACHINE WITH VENTILATOR	1	M/s Standard Supplies	1,950,000.00	2nd lowest	M/s standard Suppliers not approved as quoted highest
43	LARYNGOSCOPE	1	M/s Platinum Corporation	1,895,000.00	1st lowest	M/s Platinum Corporation approved as 1st lowest
44	CAPNOGRAPH SIDESTREAM	6	M/s Allmed Solutions	238,880.00	1st lowest	M/s Allmed Solutions approved as 1st lowest
45	BINOCULAR MICROSCOPE	1	M/s BIOS	451,000.00	1st lowest	M/s BIOS Approved as 1st lowest
46	CENTRIFUGE MACHINE	2	M/s Popular International	230,000.00	1st lowest	M/s Popular International approved as 1st lowest
47	HOT AIR OVEN	1	M/s Popular International	490,000.00	1st lowest	M/s Popular International approved as 1st lowest
48	DENTAL UNIT WITH ALL ACCESSORIES	3	No bidder participated, hence decided for retender			
49	ENDOSCOPE UNIT FOR UPPER AND LOWER G.I	1	M/s Allmed Solutions	18,647,660.00	2nd lowest	M/s Allmed Solutions not approved as quoted highest
50	COLPOSCOPE	1	M/s ENDO Kare	14,825,000.00	1st lowest	M/s Endo Kare approved as 1st lowest
			M/s ENDO Kare	4,750,000.00	1st lowest	M/s Endo Kare approved as 1st lowest

51	TRANSPORT VENTILATOR	4	M/s Elate CC	2,025,000.00	2nd lowest	M/s Elate CC not approved as quoted highest
			M/s Noor International	2,200,000.00	3rd Lowest	M/s Noor International not approved as quoted highest
			M/s Platinum Corporation	1,950,000.00	1st lowest	M/s Platinum Corporation approved as 1st lowest
52	CARDIAC MONITORS	20	M/s Medequips	785,000.00	1st lowest	M/s Medequips approved as 1st lowest
53	INSTRUMENTS FOR VARIOUS DEPARTMENTS	-	M/s Lab Link Enterprises			List of items attached
54	AIR CONDITIONER SPLIT 1.5 TONS	2	No bidder participated, hence decided for retender			
55	DESKTOP COMPUTER WITH LASER PRINTER	2	No bidder participated, hence decided for retender			
56	REFRIGERATOR	2	No bidder participated, hence decided for retender			
57	VITRECTOMY (VENTURI BASE) MACHINE	1	M/s Lab Link Enterprises	14,500,000.00	1st lowest	M/s Lab Link Enterprises approved as 1st lowest


representative of
District Account officer
Shaheed Benazirabad
(Member)


Additional Medical Superintendent
P.M.C. Hospital Nawabshah
Shaheed Benazirabad
(Member)


Medical Superintendent
P.M.C. Hospital Nawabshah
Shaheed Benazirabad
(Chairman)






S.N	Name of Items	Quantity	Name of Bidders	Rates Quoted	Rank	Remarks
53	INSTRUMENTS FOR VARIOUS DEPARTMENTS					
	Air Drill	2	M/s Lab Link Enterprises	140,000.00	1st Lowest	M/s Lab Link Enterprises Approved as 1st lowest
	Artry forceps artry forceps	4	M/s Lab Link Enterprises	750.00	1st Lowest	M/s Lab Link Enterprises Approved as 1st lowest
	Bone Cutter	16	M/s Lab Link Enterprises	6,000.00	1st Lowest	M/s Lab Link Enterprises Approved as 1st lowest
	Bone Cutter Double Action	2	M/s Lab Link Enterprises	12,500.00	1st Lowest	M/s Lab Link Enterprises Approved as 1st lowest
	Bone elevator	6	M/s Lab Link Enterprises	2,000.00	1st Lowest	M/s Lab Link Enterprises Approved as 1st lowest
	Bone files	8	M/s Lab Link Enterprises	3,000.00	1st Lowest	M/s Lab Link Enterprises Approved as 1st lowest
	Bone Holding forceps Diff: Sizes (small, Medium and large)	2 each	M/s Lab Link Enterprises	5,000.00	1st Lowest	M/s Lab Link Enterprises Approved as 1st lowest
	Bone Holding forceps larges	4	M/s Lab Link Enterprises	5,600.00	1st Lowest	M/s Lab Link Enterprises Approved as 1st lowest
	Bone Holding forceps Medium	4	M/s Lab Link Enterprises	4,500.00	1st Lowest	M/s Lab Link Enterprises Approved as 1st lowest
	Bone Holding forceps Small	4	M/s Lab Link Enterprises	6,500.00	1st Lowest	M/s Lab Link Enterprises Approved as 1st lowest
	Bone Nibbler Double Action Diff: Sizes (small & large)	1 each	M/s Lab Link Enterprises	6,500.00	1st Lowest	M/s Lab Link Enterprises Approved as 1st lowest
	Bone Nibbler Large	6	M/s Lab Link Enterprises	5,600.00	1st Lowest	M/s Lab Link Enterprises Approved as 1st lowest
	Bone Nibbler Medium	6	M/s Lab Link Enterprises	5,600.00	1st Lowest	M/s Lab Link Enterprises Approved as 1st lowest
	Bone Nibbler Small	6	M/s Lab Link Enterprises	5,600.00	1st Lowest	M/s Lab Link Enterprises Approved as 1st lowest
	Cannulated Screw set	1	M/s Lab Link Enterprises	210,000.00	1st Lowest	M/s Lab Link Enterprises Approved as 1st lowest


Depth Gauge 3.5	2	M/s Lab Link Enterprises	35,000.00	1st Lowest	M/s Lab Link Enterprises Approved as 1st lowest
Depth Gauge 4.5	2	M/s Lab Link Enterprises	35,000.00	1st Lowest	M/s Lab Link Enterprises Approved as 1st lowest
DHS /DCS set	2	M/s Lab Link Enterprises	650,000.00	1st Lowest	M/s Lab Link Enterprises Approved as 1st lowest
Drill Bits 2.7, 3.2, 3.5, 4.5 mm	2 each	M/s Lab Link Enterprises	4,500.00	1st Lowest	M/s Lab Link Enterprises Approved as 1st lowest
Drill Guide 3.5	2	M/s Lab Link Enterprises	15,000.00	1st Lowest	M/s Lab Link Enterprises Approved as 1st lowest
Drill Guide 4.5	2	M/s Lab Link Enterprises	15,000.00	1st Lowest	M/s Lab Link Enterprises Approved as 1st lowest
Drips rack	1	No Bidder participated, hence decided for retender			
Drum for sterilization	5	No Bidder participated, hence decided for retender			
Electric Drill	1	M/s Lab Link Enterprises	15,000.00	1st Lowest	M/s Lab Link Enterprises Approved as 1st lowest
Electric Drill Machine	2	M/s Lab Link Enterprises	35,000.00	1st Lowest	M/s Lab Link Enterprises Approved as 1st lowest
Ellis tissue forceps	24 nos	M/s Lab Link Enterprises	1,800.00	1st Lowest	M/s Lab Link Enterprises Approved as 1st lowest
Examination instruments	6 set	M/s Lab Link Enterprises	10,000.00	1st Lowest	M/s Lab Link Enterprises Approved as 1st lowest
Filling instruments	6 set	No Bidder participated, hence decided for retender			
forceps	2	No Bidder participated, hence decided for retender			
grasping forcep		No Bidder participated, hence decided for retender			
flexible for cystoscope	2	No Bidder participated, hence decided for retender			
Bopsy forcep for cystoscope	2	No Bidder participated, hence decided for retender			


	Gasping forcep for cystoscope			No Bidder participated, hence decided for retender
	Forceps for laparoscopy	2		No Bidder participated, hence decided for retender
	Fundo scope	1		No Bidder participated, hence decided for retender
	General Set Instruments	2		No Bidder participated, hence decided for retender
	Glucometer	1		No Bidder participated, hence decided for retender
	Hamatology Analyzer 3 PART	1	M/s Lab Link Enterprises	M/s Lab Link Enterprises Approved as 1st lowest
	Hambeez Knife set	2	M/s Lab Link Enterprises	M/s Lab Link Enterprises Approved as 1st lowest
	Hammer	1	M/s Lab Link Enterprises	M/s Lab Link Enterprises Approved as 1st lowest
	Harmonic	2		No Bidder participated, hence decided for retender
	High speed Neurosurgical Drill (Most urgent)	1	M/s Lab Link Enterprises	M/s Lab Link Enterprises Approved as 1st lowest
	Hoffman Retractor large	4	M/s Lab Link Enterprises	M/s Lab Link Enterprises Approved as 1st lowest
	Hoffman Retractor Medium	4	M/s Lab Link Enterprises	M/s Lab Link Enterprises Approved as 1st lowest
	Hoffman Retractor small	4	M/s Lab Link Enterprises	M/s Lab Link Enterprises Approved as 1st lowest
	Hoffmann's bone retractor (Elevators) Size:(small and large)	2 each	M/s Lab Link Enterprises	M/s Lab Link Enterprises Approved as 1st lowest
	Interlocking set	2	M/s Lab Link Enterprises	M/s Lab Link Enterprises Approved as 1st lowest
	K Nail Extractor	4	M/s Lab Link Enterprises	M/s Lab Link Enterprises Approved as 1st lowest
	K Nail Remar Set	1	M/s Lab Link Enterprises	M/s Lab Link Enterprises Approved as 1st lowest

	Semi Chemistry Analyzer	1	M/s Lab Link Enterprises	750,000.00	1st Lowest	M/s Lab Link Enterprises Approved as 1st lowest
	Oscillating Saw	24	M/s Lab Link Enterprises	390,000.00	1st Lowest	M/s Lab Link Enterprises Approved as 1st lowest
	Osteotome 6mm, 10mm	1 each	M/s Lab Link Enterprises	1,800.00	1st Lowest	M/s Lab Link Enterprises Approved as 1st lowest
	Oxygen Alarm	1	No Bidder participated, hence decided for retender			
	Oxygen Guage	7	No Bidder participated, hence decided for retender			
	Patient trolley for endoscopy unit	4	No Bidder participated, hence decided for retender			
	Periostal elevator	6	No Bidder participated, hence decided for retender			
	Electrolyte Analyzer	1	M/s Lab Link Enterprises	650,000.00	1st Lowest	M/s Lab Link Enterprises Approved as 1st lowest
	Plate Holding Forceps Larges	4	M/s Lab Link Enterprises	3,800.00	1st Lowest	M/s Lab Link Enterprises Approved as 1st lowest
	Plate Holding Forceps Medium	4	M/s Lab Link Enterprises	3,800.00	1st Lowest	M/s Lab Link Enterprises Approved as 1st lowest
	Plate Holding Forceps Small	4	M/s Lab Link Enterprises	3,200.00	1st Lowest	M/s Lab Link Enterprises Approved as 1st lowest
	SS Plauze	Range	No Bidder participated, hence decided for retender			
	Stainless steel small bowl	20 nos	No Bidder participated, hence decided for retender			
	Stapler Guns	1 piece	No Bidder participated, hence decided for retender			
	Stapler Guns	1 piece	No Bidder participated, hence decided for retender			
	Stature	4 nos	No Bidder participated, hence decided for retender			
	Stethoscope	100 Nos	M/s Lab Link Enterprises	950.00	1st Lowest	M/s Lab Link Enterprises Approved as 1st lowest

stone pumch			No Bidder participated, hence decided for retender
surgical bowl big size	2		No Bidder participated, hence decided for retender
Surgical scissor 6' Blunt tip	12 nos		No Bidder participated, hence decided for retender
Suture cutting scissor	20 nos		No Bidder participated, hence decided for retender
Tension Band Wire set	1		No Bidder participated, hence decided for retender
T-Handle	4	M/s Lab Link Enterprises	M/s Lab Link Enterprises Approved as 1st lowest
T-handle with auto chuk	1	M/s Lab Link Enterprises	M/s Lab Link Enterprises Approved as 1st lowest
Tourniquet Set (Pneumatic)	4	M/s Lab Link Enterprises	M/s Lab Link Enterprises Approved as 1st lowest
Vital Sign Monitors	20	M/s Lab Link Enterprises	M/s Lab Link Enterprises Approved as 1st lowest


Representative of
District Account officer
Shaheed Benazirabad
(Member)


Additional Medical Superintendent
P.M.C. Hospital Nawabshah
Shaheed Benazirabad
(Member)


Medical Superintendent
P.M.C. Hospital Nawabshah
Shaheed Benazirabad
(Chairman)

DR. MUZAFFAR ALI CHANDIO
Medical Superintendent
Peoples Medical College Hospital Nawabshah
Shaheed Benazir Abad



PEOPLES MEDICAL COLLEGE HOSPITAL NAWABSHAH SHAHEED BENAZIRABAD


TENDER FOR PURCHASE OF FURNITURE FIXTURE


DUE ON 26-03-2018


S.No	Items	Qty required	Bidders	Make	DDP Rates	Remarks
1	Revolving Stool SS Top	12	Khalid Corporation Bashson Pharma	Local Winmed Pakistan	5,400.00 8,125.00	1st Lowest 2nd Lowest
2	Ward Screen, 3 Folds	10	Medline technologies Bashson Pharma Khalid Corporation	Strongman Winmed Pakistan Local	9,500.00 11,250.00 14,000.00	1st Lowest 2nd Lowest 3rd Lowest
3	Bed Side Cabinet	12	Bashson Pharma Medline technologies Khalid Corporation	Winmed Pakistan Strongman Local	11,250.00 13,500.00 14,000.00	1st Lowest 2nd Lowest 3rd Lowest
4	Over Bed Table	12	Khalid Corporation Medline technologies Bashson Pharma	Local Strongman Winmed Pakistan	9,300.00 10,000.00 10,625.00	1st Lowest 2nd Lowest 3rd Lowest
5	Patient Attendant Bench	50	Medline technologies Khalid Corporation	Strongman Local	11,000.00 13,400.00	1st Lowest 2nd Lowest
6	Drip Stand SS	10	Khalid Corporation Bashson Pharma	Local Winmed Pakistan	11,400.00 13,125.00	1st Lowest 2nd Lowest

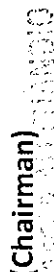
S.No	Items	Qty required	Bidders	Make	DDP Rates	Remarks
7	Hi-Low Stretcher Trolley	2	Khalid Corporation	Local	52,800.00	1st Lowest
			Medline technologies	Strongman	54,000.00	2nd Lowest
			Bashson Pharma	Wonmed Pakistan	81,250.00	3rd Lowest
8	Wheel Chair Fixed	30	Khalid Corporation	Local	12,500.00	1st Lowest
			Medline technologies	Strongman	18,500.00	2nd Lowest
9	Officer Table	12	Lab Link Enterprises	Imported	62,500.00	1st Lowest
10	Revolving Chair	1	Lab Link Enterprises	Imported	37,800.00	1st Lowest
11	Office Visitor Chair	28	Lab Link Enterprises	Pakistan	19,800.00	1st Lowest
12	File Cabinet	10	Khalid Corporation	Local	14,500.00	1st Lowest
13	Steel Almira	10	Khalid Corporation	Local	16,000.00	1st Lowest
14	Waiting Area Bench(Cold Rolled)	100	Khalid Corporation	Local	9,500.00	1st Lowest
15	Examination Couch	6	Khalid Corporation	Local	16,500.00	1st Lowest
			Medline technologies	Strongman	18,500.00	2nd Lowest
			Bashson Pharma	Wonmed Pakistan	32,500.00	3rd Lowest
16	BED WITH MATTRESS	30	Khalid Corporation	Local	42,500.00	1st Lowest
			Medline technologies	Strongman	58,000.00	2nd Lowest
			Bashson Pharma	Wonmed Pakistan	62,500.00	3rd Lowest

S.No	Items	Qty required	Bidders	Make	DDP Rates	Remarks
17	SOFA SET	2	Platinum Corporation	Best Quality	115,000.00	1st Lowest
18	CENTRAL TABLE SET	2	Platinum Corporation	Pakistan	38,000.00	1st Lowest
19	FILE RACK	5	Platinum Corporation	Pakistan	28,000.00	1st Lowest


 Representative of
 District Accounts Officer
 Shaheed Benazirabad
 (Member)


 Additional Medical Superintendent
 P.M.C Hospital Nawabshah
 Shaheed Benazirabad
 (Member)


 Medical Superintendent
 P.M.C Hospital Nawabshah
 Shaheed Benazirabad


 (Chairman)
 Dr. MUZAFFAR AHMED
 Medical Superintendent
 Peoples Medical College Hospital Nawabshah
 Shaheed Benazirabad



Peoples Medical College Hospital Nawabshah - Shaheed Benazirabad
 Technical Evaluation Of Bids-2017-2018

Item No: 01 ECG Machine 6 channel

S.No	Tender Specification As Per Tender USA/EUROPE/JAPAN/UK, FDA/CE/JIS OR EQUIVALENT	1		2		3	
		STANDARD SUPPLIERS	KHALID CORPORATION	PLATINUM CORP.	ASPEL/MR.GOLD/POLAND	SUZUKEN/CARDICO/JAPAN	PROGETTI/EPG VIEW/ITALY
	Make / Model / Origin	CE	NOT MENTIONED	CE			
1	Certificate:	Y	NO TECHNICAL SPECIFICATION, AUTHORITY LETTER, BROCHURE FOUND WITH BID	Y			
2	One time record : 3/6 channels	Y		Y			
3	Width of record : 112mm	Y		Y			
4	Outside USB printer : printout A4 (210x297)	Y		Y			
5	Record speed : 5/10/25/50 mm/s	Y		Y			
6	Sensitivity : 2.5/5/10/20 mm/mV	Y		Y			
7	Digital filtration of disturbances : 25,35,50,60 Hz	N		N			
8	Display : 5.7" graphic, color TFT 320x240	Y		Y			
9	Analysis and interpretation : HES compliant with EN 60601-2-51	Y		Y			
10	Internal memory : >300 tests	Y		Y			
11	Alphanumeric keyboard	Y		Y			
12	Detection of stimulator impulses (pacemaker)	Y		Y			
13	Automatic regulation of isoelectric line	N		N			
14	Constant measurement of heart action (HR)	Y		Y			
15	Acoustic signalization of detected stimulations	Y		Y			
16	Paper easy-load	Y		Y			
17	Record of test copy on PENDRIVE, in standard EN1064 (ECG-SCP)	N		N			
18	Signalization of wrong connection with particular electrodes	Y		Y			
19	Available versions in national languages	Y		Y			
20	CMMR : >100dB	N		N			
21	Sampling Frequency : 1000 Hz	N		N			
22	Converter : 12bit	N		N			
23	Resolution : 0,25uV/bit	N		N			
24	Input impedance : >10 MΩ	N		N			
25	Dynamic range : 10mV/pp	N		N			
26	Frequency band : 0,05-150 Hz	N		N			
27	Leads : 12 standard/ Cabrera	Y		Y			
	Input channels : floating, protected from impulse defibrillating CF	Y		Y			

S.No	Tender Specification As Per Tender	1	2	3
28	Power : 90-240V, 50/60Hz	N		Y
29	Inside rechargeable battery: Li-ion 7,2V; 2200mAh Li-Ion	N		Y
30	Power consumption : <30VA	N		Y
31	Dimensions: 260W x52H x220D mm	N		Y
32	Weight : < 1,8 Kg	N		Y
33	Fulfilled standards : EN 60601-1, EN 60601-1-2, EN 60601-2-25,	Y		Y
34	EN 60601-2-51	Y		Y
35	Safety : protection type CF (EN60601-1) Class I	Y		Y
36	Class / Group : Class A / Group 1 (CISPR-11)	Y		Y
37	Operating environmental conditions :	Y		Y
38	Temperature +10 to +40 °C	Y		Y
39	Relative humidity 25 to 95% (non-condensing)	Y		Y
40	Patient cable	Y		Y
41	Electrodes set	Y		Y
42	Gel flacon - Paper roll	Y		Y
43	Power cable	Y		Y
44	User manual	Y		Y
45	PC software for data management	N		Y
46	Carrying case	Y		Y
	Qualified / Disqualified	DISQUALIFIED	DISQUALIFIED	QUALIFIED

M. Iqbal
 Mr. Muhammad Hanif Bhatigwa
 Head of Department
 National Medical College

[Signature]

PROF. DR. RAJESH K. SHARMA
 Head of Department
 National Medical College
 F-7/2, Sector-14, Gurgaon
 Haryana-122002, India
 Email: rajeshksharma@nmcg.ac.in
 Phone: +91 98910 22222

PROF. DR. KHAN MUHAMMAD NAGEED
 Head of Department of Ophthalmology
 National Medical College (S.O.A.)
 F-7/2, Sector-14, Gurgaon
 Haryana-122002, India
 Email: nageed@nmcg.ac.in
 Phone: +91 98910 22222

Handwritten signature

28	ALARM		Y		Y
29	Three Level: Low, medium and high		Y		Y
30	Indication: Auditory and visual		Y		Y
31	Setup: Default and custom		Y		Y
32	Silence: All alarms can be silenced		Y		Y
33	Volume: 45~85 dB measured at 1 meter		Y		Y
34	TREND		Y		Y
35	Store & review 168 hours trend data and trend maps		Y		Y
36	Parameter option: HR, SpO2, NIBP, PR, Resp, CO2, Temp1,		Y		Y
37	Temp2, AA, N2O, O2, IBP1, IBP2, ST, C.I..		Y		Y
38	Cycle intervals of trend storage 1min, 2min, 3min, 4min, 5min,		Y		Y
39	10min, 15min, 20min, 25min, 30min.		Y		Y
40	STORE & REVIEWING		Y		Y
41	ECG: 30 minutes one important lead's ECG waveform		Y		Y
42	Alarm: 1800 groups Alarm events reviewing		Y		Y
43	NIBP: 1000 groups NIBP measurement		Y		Y
44	Arrhythmia: 128 groups data (8 seconds ECG waveform)		Y		Y
45	Power-off storage: 72 hours trend data & 1 ECG wave form (option)		Y		Y
46	ENVIRONMENT		Y		Y
47	Working temperature: 0~+40°C		Y		Y
48	Transportation and storage temperature: 20~+55°C		Y		Y
49	Relative humidity: Working ≤ 85%		Y		Y
50	Transportation and storage ≤93%		Y		Y
51	Atmospheric pressure: Working 860~1060 hPa		Y		Y
52	Transportation and storage 500~1060 hPa		Y		Y
53	STANDARD CONFIGURATION:		Y		Y
54	ECG, HR, RESP, NIBP, SpO2, PR, 2-TEMP, Lithium Battery		Y		Y
55	OPTION:		Y		Y
56	2-IBP, Recorder, EtCO2 (side stream, main stream), Anesthetic Gas, Nellcor		Y		Y
57	SpO2, JCG, SD memory card		Y		Y
59	ECG		Y		Y
60	Mode: 5-leads (standard); 3-leads		Y		Y

Handwritten signature/initials

Handwritten signature/initials

61	Lead selection: I, II, III, aVR, aVL, aVF, V1~V6 (option)	Y	Y
62	Gain: AUTO, 0.25x, 0.5x, 1.0x, 2.0x, 4.0x	Y	Y
63	Insulation Breakdown Voltage 4000VAC 50/60Hz	Y	Y
64	Sweep speed 12.5mm/s, 25mm/s, 50mm/s	Y	Y
65	HR Range: 10~350 bpm	Y	Y
66	HR Accuracy $\pm 1\%$ or ± 1 bpm, whichever is greater	Y	Y
67	ST SEGMENT	Y	Y
68	Measurement Range - 2.0mV~2.0mV	Y	Y
69	Resolution 0.01mV	Y	Y
70	RESP	Y	Y
71	Method: Impedance variation between RA-LL (R-F)	Y	Y
72	Measurement Range: 0~150 rpm	Y	Y
73	Accuracy: ± 2 rpm	Y	Y
74	Gain: x1, x2, x4	Y	Y
75	Sweep speed 6.25mm/s, 12.5mm/s, 25mm/s	Y	Y
76	TEMP	Y	Y
77	Measurement Range: 0~50.0°C	Y	Y
78	Unit: Celsius (°C), Fahrenheit (°F)	Y	Y
79	Accuracy: $\pm 0.1^\circ\text{C}$ (exclusive of probe)	Y	Y
80	Connecting cable: Compatible with YSI-400	Y	Y
81	SpO2	Y	Y
82	Measurement Range 0~100%	Y	Y
83	Accuracy 70~100%, $\pm 2\%$	Y	Y
84	0~69%, unspecified	Y	Y
85	PR Range 25~250 bpm	Y	Y
86	PR Accuracy $\pm 1\%$ or ± 1 bpm, whichever is greater	Y	Y
87	NIBP	Y	Y
88	Technique: Automatic oscillometry	Y	Y
89	Range: Adult: 10~270 mmHg	Y	Y
90	Child: 10~235 mmHg	Y	Y
91	Neonate: 10~135 mmHg	Y	Y
92	Accuracy: Static $\pm 2\%$ or ± 3 mmHg, whichever is greater	Y	Y
93	Unit: mmHg, kPa	Y	Y
94	Pulse rate range: 40~240 bpm	Y	Y

95	Intervals for AUTO measurement: 1,2,3,4,5,10,15,20,30,45,60,90		Y	Y
96	minutes 2,4,8 hours		Y	Y
97	IBP (OPTION)		Y	Y
98	Channel: 2		Y	Y
99	Measurement Range: -50~ +300 mmHg		Y	Y
100	Unit: mmHg, kPa		Y	Y
101	Accuracy: ±2mmHg or 2%, whichever is greater		Y	Y
102	ETCO2 (OPTION, Sidestream, LoFlo)		Y	Y
103	Range 0~19.7% (0 ~ 150 mmHg)		Y	Y
104	Unit: %, mmHg, kPa		Y	Y
105	Respiration Rate Range 2~150 bpm		Y	Y
	Qualified / Disqualified		QUALIFIED	QUALIFIED

[Handwritten signature]

Dr. Muhammad Hanif Bhangwar
Additional Medical Superintendent
Additional Medical College


[Handwritten signature]

PROF. DR. ALI AKGAR SYAL
DEPARTMENT OF ANATOMY
FACULTY OF MEDICINE
REGIONAL GOVERNMENT UNIVERSITY
TANMUSHKAT, SAKHIEB, SAHIBGANJ, AYDIA

Peoples Medical College Hospital Nawabshah - Shaheed Benazirabad
 Technical Evaluation Of Bids-2017-2018

Item No: 03 BLOOD GAS ANALYZER

S.No	Tender Specification As Per Tender	1		2	
		PLATINUM CORP	LAB LINK ENTERPRISES	NOVA BIOMEDICAL	OPCCA TS/USA
	Make / Model / Origin	CE	CE	CE	CE
	Certificate:				
1	Display: 5.4'' LCD-display, illuminated, 15-lines, 30 characters	Y	Y	Y	Y
2	- Measured Parameters: pCO2 , pO2 , K+ , Na+ , Li+ , Cl- , Ca++ , pH, Glu,	Y	Y	Y	Y
3	Lac, tHb, barometric pressure	Y	Y	Y	Y
4	- Calculated Parameters: HCO3 -A, HCO3 -S, BE, BEecf (SBE), TCO2 , BB,	Y	Y	Y	Y
5	O2 sat, O2 CT, P50, AaDO2 , Hct, H+ , AGAP, SHUNT, Acid-Base Status	Y	Y	Y	Y
6	- Throughput: Up to 80 tests/hour depending on configuration	Y	Y	Y	Y
7	- Sampling Method: Aspiration system adapted for both capillary and syringes, cleaned with Rinse Solution automatically	Y	Y	Y	Y
8	- Sample Volume: 50-200 µl depending on measured parameters	Y	Y	Y	Y
9	- Sample Types: Whole Blood, Arterial Blood, Urine, Serum,	Y	Y	Y	Y
10	Plasma, Respiration Gas	Y	Y	Y	Y
11	- Calibration: 2-Point calibration in standard and economy modes suited to your working hours.	Y	Y	Y	Y
12	- Measurement Temperature of Electrodes and Sensors: Electrodes and Sensor temperature automatically adjusted to 37.0°C ± 0.2 during measurements.	Y	Y	Y	Y
13	- Data Capacity: 2 GB SD Card, 32000 measurements and QC data sets	Y	Y	Y	Y
	Qualified / Disqualified	QUALIFIED	QUALIFIED	QUALIFIED	QUALIFIED



Dr. Muhammad Hanif Bhangwal
 Additional Medical Superintendent
 Peoples Medical College



PROF. DR. P. A. AKBAR SYAL
 JAWAHARLAL NEHRU UNIVERSITY
 COLLEGE OF MEDICAL SCIENCES
 RAIPUR
 CHANDIGARH

Peoples Medical College Hospital Nawabshah - Shaheed Benazirabad
 Technical Evaluation Of Bids-2017-2018
 Item No: 04 BIPAP VENTILATOR

S.No	Tender Specification As Per Tender USA/EUROPE/JAPAN/UK, FDA/CE/JIS OR EQUIVALENT	1	
		PLATINUM CORP:	RESMED/AUSTRALIA
	Make / Model / Origin	CE	
	Certificate:	Y	
1	Environmental operating Temperature from 5 °C to 35 °C or more and	Y	
2	storage temperature capacity from -20 °C or more and non-condensing	Y	
3	capability.	Y	
4	- Standard physical dimension.	Y	
5	- Atmospheric pressure from 101 to 77 kPa or more.	Y	
6	- General requirements for safety of Medical and electrical equipment.	Y	
7	- Electromagnetic compatibility RTCA / DO -160F	Y	
8	- Protection against electric shock type BF	Y	
9	- Auto pressure accuracy Bi-level I Bi-level pressure.	Y	
10	- With Full Face Mask, software CD, Data storage and review facility and more	Y	
11	- Modes should be CPAP, Spontaneous, Spontaneous/Timed, Timed, Pressure	Y	
12	Control with average volume assured pressure support feature.	Y	
13	- Features of average volume assured pressure support to automatically adapt to	Y	
14	disease progression and changing patient needs on desire.	Y	
15	- Displayed parameters like Patient pressure, leak, tidal volume, minute	Y	
16	ventilation, and respiratory rate.	Y	
17	- Patient alarms like Patient Disconnection, Apnea, Low Minute Ventilation,	Y	
18	Low Tidal Volume - option for Heated Humidification.	Y	
19	- Inspiratory time 0.5 to 3.0 seconds	Y	
20	- IPAP 4 to 30 cmH2O	Y	
21	- EPAP 4 to 25 cmH2O	Y	
22	- Target tidal volume 200 - 1500 ml	Y	
23	- Breath rate 0 - 30 bpm	Y	
	Qualified / Disqualified	QUALIFIED	

Muhammad Hanif Bhanger
 Head of Department of Ophthalmology

[Signature]


PROF. DR. KHAN MUHAMMAD NANGREJO
 M.B.S., M.C.P.S., F.C.P.S
 Head of Department of Ophthalmology


DR. IFTIKHAR AHMED
 Head of Department of Ophthalmology
 Peoples Medical College Hospital Nawabshah

Peoples Medical College Hospital Nawabshah - Shaheed Benazirabad
Technical Evaluation Of Bids-2017-2018

Item No: 05 DEFIBRILLATOR

S.No	Tender Specification As Per Tender USA/EUROPE/JAPAN/UK, FDA/CE/JIS OR EQUIVALENT	1		2		3		4	
		ELATE CC	KHALID CORPORATION	MEDEQUIPS	BIOS	Make / Model / Origin	Certificate:	NIHON/CARDIOLI FE/JAPAN	OSATU/R-700/SPAIN
1	Defibrillator with Monitor/Recorder Biphasic 200J	PRIMEDIC/XD/GERMANY	CARDIO-AID 360B	CE	NOT FOUND	CE	CE	CE	
2	- Biphasic transthoracic (external) defibrillator with display of 5.5" screen or	Y	AUTHORITY LETTER, MANUFACTURER , COUNTRY OF ORIGIN AND BROCHURE NOT FOUND FOR EVALUATION OF BID.	Y	Y	Y	Y	Y	
3	- Synchronized output with ECG	Y		Y	Y	Y	Y	Y	
4	- Manual and AED Mode.	Y		Y	Y	Y	Y	Y	
5	- Control of energy charges / delivering on main panel and apex paddle.	Y		Y	Y	Y	Y	Y	
6	- Charging indicators	Y		Y	Y	Y	Y	Y	
7	- The energy range should be adjustable for peads and adults up to 200J or more.	Y		Y	Y	Y	Y	Y	
8	- Charging time for full energy should be less than 7 sec.	Y		Y	Y	Y	Y	Y	
9	- Display of heart rate, ECG through paddles and lead I,II&III; patient cables.	Y		Y	Y	Y	Y	Y	
10	- Built-in recorder for printing of full summery of standard 50mm paper.	Y		Y	Y	Y	Y	Y	
11	- Alarm for high and low heart rate, low battery warring.	Y		Y	Y	Y	Y	Y	
12	- Built-in rechargeable battery with charges for more than 100 shocks	Y		Y	Y	Y	Y	Y	
13	- Auto test/self-check	Y		Y	Y	Y	Y	Y	
14	- External pediatric and adult paddles.	Y		Y	Y	Y	Y	Y	
15	- ECG cable	Y		Y	Y	Y	Y	Y	
16	- AC 220V/50Hz operated	Y		Y	Y	Y	Y	Y	
17		Qualified / Disqualified	DISQUALIFIED	QUALIFIED	QUALIFIED	QUALIFIED	QUALIFIED	QUALIFIED	


Prof. Dr. KHAN MUHAMMAD NIGRO
 Head of Department of Ophthalmology
 Peoples Medical College Hospital Nawabshah (S.D.H)



Prof. Dr. ALI AKBAR SYAL
 Head of Department of Pathology
 Peoples Medical College Hospital Nawabshah (S.D.H)


Peoples Medical College Hospital Nawabshah - Shaheed Benazirabad
Technical Evaluation Of Bids-2017-2018


Item No: 06 INFUSION PUMP


S.No	Tender Specification As Per Tender	1			2		3	
		USA/EUROPE/JAPAN/UK, FDA/CE/JIS OR EQUIVALENT	MEDIURGE (PVT)LTD	PLATINUM CORPORATION	UNIVERSAL ENTERPRISES	Make / Model / Origin	FRESENIUS/AGILIA/FRA	PROGETTI/PG-807//ITALY
	Certificate:		NCE	CE	CE			
1	Display: 4.3" LCD TFT touch screen, 10 levels display brightness contrast		N		Y			Y
2	Infusion mode: 7 modes available: ml/h, body weight, drip, loading dose, ramp, sequence and relay mode		N		Y			Y
3	Micro mode: 100 ml to 1200ml programmable		Y		Y			Y
4	Infusion rate range: 0.01 – 1200 ml/h with min. increment 0.01 ml/h		Y		Y			Y
5	System Accuracy: $\geq 1\text{ml/h}$, $\pm 5\%$		Y		Y			Y
6	KVO Rate: 0.01 - 5.00ml/h, default value is 1 ml/h		Y		Y			Y
7	Minimum flow rate increment: 0.01ml/h		Y		Y			Y
8	Bolus: Manual bolus and programmable bolus, anti-bolus support		Y		Y			Y
9	Bolus volume: Minimum 0.1ml, max 50ml		Y		Y			Y
10	VTBI (volume to be infused): 0-9999ml, minimum step is 0.01ml		Y		Y			Y
11	Total Volume Infused: 0.01-9999.99ml, minimum step is 0.01ml		Y		Y			Y
12	Time Range: 1min-99hrs59min		Y		Y			Y
13	Purge: 1200 ml/h		Y		Y			Y
14	Air detection: 7 levels, sensitivity 20 μ l		N		Y			Y
15	Occlusion levels: 12 levels, upstream and downstream occlusion				Y			Y
16	History records: More than 5000 records		N		Y			Y
17	Other functions: Nurse call, RS232, data export				Y			Y
18	Interface: Mini USB		N		Y			Y
19	Dimensions: 234(W)*99(D)*120(H) mm				Y			Y
20					Y			Y

21	Weight: 1.8kg		N			Y	Y	Y
22	Power Supply					Y	Y	Y
23	AC power supply:AC 110/240V, 50/60 Hz		Y			Y	Y	Y
24	Input power: 50 VA		Y			Y	Y	Y
25	DC power supply:DC 15V lithium battery		Y			Y	Y	Y
26	Specification: 11.1V 2600mAh					Y	Y	Y
27	Charging time: 5h (under OFF state)		N			Y	Y	Y
28	Working time: ≥9h (after completely charging the new battery, when the environment temperature is 25°C and flow rate is 25ml/h, the constantly working time)		Y			Y	Y	Y
29	Alarm		Y			Y	Y	Y
30	Visual and audible alarms information: VTBI near end, VTBI infused, Pressure high, Check upstream, Battery nearly empty, Battery empty, No battery inserted, No power supply, Reminder alarm, Standby time expired, KVO finished, Drop sensor connection, Drop error, Air bubble, Door Open		Y			Y	Y	Y
31	Environment		Y			Y	Y	Y
32	Operating:temperature: 5-40° C		Y			Y	Y	Y
33	humidity: 20-90%, non-condensable		Y			Y	Y	Y
34	atmospheric pressure: 86-106kPa		Y			Y	Y	Y
35	Transport & Storage: temperature: -20-60° C		Y			Y	Y	Y
36	humidity: 10-95%, non-condensable		Y			Y	Y	Y
37	atmospheric pressure: 50-106kPa		Y			Y	Y	Y
38	Optionals					Y	Y	Y
39	IrDA, WIFI, drop sensor, docking station and intravenous central station.	Qualified / Disqualified				Y	Y	Y
			DISQUALIFIED			QUALIFIED	QUALIFIED	QUALIFIED


 Dr. Muhammad Hafiz Bhalgami
 Additional Medical Superintendent
 Additional Medical College Hospital
 Peoples Medical Centre
 Rawalpindi


 Dr. Khan Muneer Ahmad Nargesi
 Head of Department of Ophthalmology
 Peoples Medical Centre
 Rawalpindi


 Dr. M. A. S. Raza
 Head of Department of Ophthalmology
 Peoples Medical Centre
 Rawalpindi


 Prof. Dr. Ali Akbar Syal
 Head of Department of Ophthalmology
 Peoples Medical Centre
 Rawalpindi

PROF. DR. ALI AKBAR SYAL
 HEAD OF DEPARTMENT OF OPHTHALMOLOGY
 PEOPLES MEDICAL CENTRE
 RAWALPINDI

Peoples Medical College Hospital Nawabshah - Shaheed Benazirabad
 Technical Evaluation Of Bids-2017-2018
 Item No: 07 SYRINGE PUMP

S.No	Tender Specification As Per Tender USA/EUROPE/JAPAN/UK, FDA/CE/JIS OR EQUIVALENT	1			2			3		
		MEDI URGE PVT LTD	PLATINUM CORPORATION	UNIVERSAL ENTERPRISES	FRESENIUS/ AGILIA SP/France	PROGETTI/PG-907S/ITALY	TERMUE/SS800/JAPAN	CE	CE	CE
	Make / Model / Origin									
	Certificate:									
1	Specification:									
2	Display: 4.3" TFT color touch screen	N	Y							Y
3	Infusion mode: 7 modes available (ml/h, body weight, TIVA, loading dose, ramp up/down, sequence and relay mode)	N	Y							Y
4	Micro mode: 100 ml/h – 1200 ml/h, programmable	Y	Y							Y
5	Infusion rate range: 0.01 – 1500 ml/h depending on syringe size with min increment 0.01 ml/h	N	Y							Y
6	Compatible syringes: 5ml, 10ml, 20ml, 30ml, 50/60ml	Y	Y							Y
7	System accuracy: ≥1ml/h, ±2%	Y	Y							Y
8	Infusion rate: Syringe size 5ml: (0.01-100) ml/h; 10ml: (0.01-200) ml/h; 20ml: (0.01-400) ml/h; 30ml: (0.01-600) ml/h; 50ml: (0.01-1500)ml/h	Y	Y							Y
9	Bolus rate: Syringe size 5ml: (0.1-100) ml/h; 10ml: (0.1-200) ml/h; 20ml: (0.1-400) ml/h; 30ml: (0.1-600) ml/h; 50ml: (0.1-1500)ml/h	Y	Y							Y
10	Purge rate: Syringe size 5ml: 100 ml/h; 10ml: 200 ml/h; 20ml: 400 ml/h; 30ml: 600 ml/h; 50ml: 1500 ml/h	Y	Y							Y
11	KVO rate: 0.01-5.00ml/h default value is 1 ml/h	Y	Y							Y
12	Micro mode settings range: Syringe size 5ml: (100-100) ml/h; 10ml:(100-200) ml/h; 20ml: (100-400) ml/h; 30ml: (100-600) ml/h; 50ml: (100-1500)ml/h	Y	Y							Y
13	Minimum flow rate increment: 0.01ml/h	Y	Y							Y
14	Bolus: Manual bolus and programmable bolus, anti-bolus support	Y	Y							Y

17	Bolus Volume: Syringe size 5ml: Minimum 0.1ml, max 5ml; 10ml: Minimum 0.1ml, max 10ml; 20ml: Minimum 0.1ml, max 20ml; 30ml: Minimum 0.1ml, max 30ml; 50ml: Minimum 0.1ml, max 50ml	Y	Y	Y
18	VTBI: 0-9999ml, minimum step is 0.01ml	Y	Y	Y
19	Total Volume Infused: 0.01-9999.99ml, minimum step is 0.01ml	Y	Y	Y
20	Time Range: 1min-99hrs59min	Y	Y	Y
21	Purge: 100-1500 ml/h depending on syringe size	Y	Y	Y
22	Occlusion levels: 12 levels	N	Y	Y
23	History records: More than 5000 records	N	Y	Y
24	Other functions: Nurse call, RS232, data export	Y	Y	Y
25	Interface: Mini USB	N	Y	Y
26	Dimensions: 394(W)*90(D)*123(H) mm	Y	Y	Y
27	Weight: 1,7kg	N	Y	Y
28	Power Supply		Y	Y
29	AC power supply: 100-240V 50/60Hz	Y	Y	Y
30	Input power: 50Va	Y	Y	Y
31	DC power supply: DC 15V lithium battery	Y	Y	Y
32	Battery Specifications: Model: DC 203	Y	Y	Y
33	Specification: 11.1V 2600mAh	Y	Y	Y
34	Charging time: 5h under OFF state	Y	Y	Y
35	Working time: ≥12h (after completely charging the new battery, when the environment temperature is 25°C and flow rate is 5ml/h, the constantly working time)	Y	Y	Y
36	Alarm	Y	Y	Y
37	Alarm information: VTBI near end, Syringe near empty, VTBI infused, syringe empty, pressure high, battery nearly empty, battery empty, no battery inserted, no power supply, check syringe, reminder alarm, Standby time expired, KVO finished	Y	Y	Y
38	Environment	Y	Y	Y
39	Operating temperature: 5-40° C	Y	Y	Y
40	humidity: 20-90%, non-condensable	Y	Y	Y
41	atmospheric pressure: 86-106kPa	Y	Y	Y
42	Transport & Storage temperature: -20-60° C	Y	Y	Y

Peoples Medical College Hospital Nawabshah - Shaheed Benazirabad
 Technical Evaluation Of Bids-2017-2018

Item No: 08 CENTRAL MONITORING STATION

S.No	Tender Specification As Per Tender		1
	Make / Model / Origin	USA/EUROPE/JAPAN/UK, FDA/CE/JIS OR EQUIVALENT	PLATINUM CORPORATION
	Make / Model / Origin	USA/EUROPE/JAPAN/UK, FDA/CE/JIS OR EQUIVALENT	PROGETTI/PG M6000C/ITALY
	Certificate:		CE
1	Features		Y
2	Central Monitoring System is kind of intelligent central multi-bed		Y
3	and multi-physiological parameter monitoring system, connected by network		Y
4	with bedside units, suitable for performing continuous monitoring of several patients in CCU and ICU wards simultaneously.		Y
5	Large storage capacity		Y
7	96 hours holographic ECG waveform storage and Replay		Y
8	240 hours trend graph review		Y
9	1.000 alarm record		Y
10	30.000 patient historical data		Y
11	Alarm data saves all physiological parameters and waveforms		Y
12	12 seconds before and after the alarm		Y
13	Strong printing function		Y
14	Support various kinds of printers		Y
15	Can print case reports at any time so as to timely master the patient's info		Y
17	Copy screen print for single bed, with 13 channels of waveform at most		Y
18			Y
19	Data review print including the trend graph review, trend list replay, ECG review and alarm incident review		Y
20			Y
21	Easy and convenient operation		Y
22	Large font screen		Y
23	Provide indication of probe detachment		Y
24	Provide detailed notes to facilitate operation		Y
25	Can record, search and classify the abnormal ECG events		Y

26	Bi-directional communication with bedside unit		Y
27	Central Unit able to remotely control the bedside unit to		Y
28	measure BP		Y
29	Technical specifications		Y
30	In accordance with IEC60601 standard		Y
31	Power supply: AC 100-120 / 200-240V, 50/60 Hz		Y
32	Minimum system requirements		Y
33	Intel Pentium IV 2.4GHz CPU or above		Y
34	256MB RAM or above		Y
35	Windows 2000+SP4 or Windows XP + SP2 system		Y
36	80GB Hard disk or above		Y
37	40X CD-ROM or above		Y
38	17" TFT, Resolution: 1280 x 1024, 75Hz (4:3) non-interlaced scanning		Y
39	Computer configuration could be defined and updated		Y
40	Network management		Y
41	Wire connect:		Y
42	- TCP/IP protocol		Y
43	- 10/100 Base-T Ethernet		Y
44	- Connected to PG M7000 / PG M9000 / PG M9500 / PGM60 /		Y
45	PGM80		Y
46	- Connected bedside unit number: up to 66 bedside monitors		Y
47	- Connection can use the available network system of the		Y
48	Hospital		Y
49	Wireless connect:		Y
50	- Working frequency band is 433.92MHz		Y
51	- The reliable clear view distance indoor is 30 meters in semi diameter, with relay station reaches above 1000 meters		Y
52	- Can collect and display several physiological parameters and		Y
53	Show 3 waveforms measured by bedside unit		Y
54	- Connected bedside unit number: up to 16 bedside monitors		Y
55	Performance		Y
56	Waveform: ECG (I, II, III, aVR, aVL, aVF, V1-V6) RESP, Co2,		Y
57	IBP1, IBP2, SpO2		Y
58	Parameter: HR, RR, NIBP, IBP, SpO2, PR, TEMP, CO2 (EtCO2,		Y

59	FiCO2), Anesthetic Gas (O2, N2O, 5AA)	Y
60	Sweep speed: 12.5mm/s, 25mm/s, 50mm/s user-adjustable	Y
61	View bed: Up to 66 waveforms for 32 bedside monitors (dual-screen display)	Y
62	Possible to select required beds and automatically align the screen windows	Y
63	All waveform presentation for one patient	Y
64	Oxy CRG display	Y
65	7-leads or 12-leads ECG waveform display	Y
66	Waveform frozen	Y
67	Remote Monitor Control	Y
68	Bi-directional communication	Y
69	Central Unit able to remotely control the bedside unit to measure BP	Y
70	Alarm	Y
71	Alarm limits can be set up for all parameters	Y
72	Sound and indicator light alarms are provide for exceeding the limit of: HR / RESP / SPO2 / PULSE / BP / TEMP / Co2	Y
73	Alarm waveform saves all the physiological parameters and Waveforms before and after the alarm	Y
74	Arrhythmia alarm	Y
75	Support input and output alarm data	Y
76	Review information	Y
77	96 hours holographic ECG waveform storage and replay	Y
78	240 hours trend data storage and replay for each bedside unit	Y
79	1,000 records of alarm messages storage and replay for each bedside unit	Y
80	30,000 history patient monitoring information	Y
81	Calculations	Y
82	Drug calculation and titration table	Y
83	17 types of arrhythmia analysis	Y
84		QUALIFIED

Dr. Muhammad Hairil Bhatwala
 Additional Medical Superintendent
 Prince of Wales Medical Centre

PROF DR KHAN MURSHAD MANGREO
 FRAC, FRCS, MRCS, FRCPS
 Head of Department of Ophthalmology
 Prince of Wales Medical Centre


PROF DR ALI ALKASBI SYAL
 FRAC, FRCS, MRCS, FRCPS
 Head of Department of Ophthalmology
 Prince of Wales Medical Centre


Handwritten signature

Peoples Medical College Hospital Nawabshah - Shaheed Benazirabad
Technical Evaluation Of Bids-2017-2018

Item No: 09 O. T TABLE FOR GYNE AND UROLOGY

S.No	Tender Specification As Per Tender USA/EUROPE/JAPAN/UK, FDA/CE/JIS OR EQUIVALENT	1 ELATE CC	2 UNIVERSAL ENTERPRISES	3 LAB LINK ENTERPRISES	4 PLATINUM CORPORATION
	Make / Model / Origin	TECNOMED/SPAIN	BICAKCILAR/ SURGILINE2000R/T URKEY	AMTAI/T-800/USA	ATA/SURGITABLE- 4/France
	Certificate:	CE		CE	CE
1	Radiolucent tabletop.	NO WEBSITE, CONTACT DETAILS, EMAIL ADDRESS OF MANUFACTURER FOUND ON BROCHURE AND AUTHORITY LETTER. HENCE COMMITTEE DECIDE TO REJECT	N	Y	Y
2	Built-in X-ray Cassette Channels		N	Y	Y
3	Table length 2100mm		N	Y	Y
4	Table width 500 mm or more with rails.		Y	Y	Y
5	Table Height (min) 690 mm to (max) 1040 mm		N	Y	Y
6	Lateral tilt - 20 / +20 degree or more		Y	Y	Y
7	Trendelenburg-25/+25° maximum from horizontal		Y	Y	Y
8	Reverse Trendelenburg 25° maximum from horizontal		Y	Y	Y
9	Back rest adjustment up 80°/+12° max		Y	Y	Y
10	Leg plate adjustment up 10°/100°/100° maximum.	INAPPROPRIATE OFFER	N	Y	Y
11	Flex / Reflex 192°/100°		N	Y	Y
12	Sliding Table Top Upto310mm		Y	Y	Y
13	Auto Leveling		Y	Y	Y
14	Spread of split leg plates 90 degree.		Y	Y	Y
15	Manual Head plate adjustment -90 / +90 degree.		Y	Y	Y
16	Patient Weight capacity 200kg or more.		N	Y	Y
17	Central Break		Y	Y	Y
18	Kidney Bridge 120mm height		N	Y	Y
19	Manual Over Ride		Y	Y	Y
20	Complete with : Anesthesia Screen, Arm Boards ,lithotomy pole, drain pen, Basic Straps , Safety Clark Sockets		Y	Y	Y
21	Complete High Quality S.S Base		Y	Y	Y
22	Battery backup Up to 4Hrs		N	Y	Y
	Qualified / Disqualified	DISQUALIFIED	DISQUALIFIED	QUALIFIED	QUALIFIED


PROF. DR. KHAN MUHAMMAD NANGOREJO
 M.B.S., M.C.P.S., F.C.P.S
 Head of Department of Ophthalmology
 Peoples Medical College Hospital Nawabshah (S.B.A)


DR. MUHAMMAD HAIDAR KHAN
 M.B.S., M.C.P.S., F.C.P.S
 Head of Department of Ophthalmology
 Peoples Medical College Hospital Nawabshah (S.B.A)

PROF. DR. KHAN MUHAMMAD NANGOREJO
 M.B.S., M.C.P.S., F.C.P.S
 Head of Department of Ophthalmology
 Peoples Medical College Hospital Nawabshah (S.B.A)

Peoples Medical College Hospital Nawabshah - Shaheed Benazirabad
Technical Evaluation Of Bids-2017-2018

Item No: 10 O.T LIGHT- DOUBLE DOOM SURGICAL LIGHT WITH BATTERY + CAMERA + MONITOR & 1 CAMERA SYSTEM WITH COMPLETE INSTALLATION


S.No	Tender Specification As Per Tender		1	2
	USA/EUROPE/JAPAN/UK, FDA/CE/JIS OR EQUIVALENT	Make / Model / Origin	UNIVERSAL ENTERPRISES	PLATINUM CORP
			BRANDON/QUSAR Elite QE6H30/UK	ATA/LED7W5W//FRANCE
		Certificate:	CE	CE
1		Note : OT LIGHT & CAMERA SYSTEM SHOULD BE QUOTED SEPARATELY (external video stream through WIFI or Wiring installation from OT)	Y	Y
2		LIGHT -1	Y	Y
3		Dimension Cupola: 700mm	Y	Y
4		Light Intensity : 160,000 LUX at 1 meter	Y	Y
5		LIGHT -2	Y	Y
6		Dimension Cupola: 500mm	Y	Y
7		Light Intensity : 90,000 LUX at 1 meter	Y	Y
8		o Color Temp:Adjustable from 3500 to 5000K	Y	Y
9		o Color rendering Index: > 93	Y	Y
10		o Diameter of light spot:120-350 MM	Y	Y
11		o Illumination Depth:700-1500 MM	Y	Y
12		o LED Service Life:50000 Hours	Y	Y
13		o Control Via LCD	Y	Y
14		o Battery Backup:> 2 Hours	Y	Y
15		CAMERA:		
16		o Resolution: > 200 Megapixel 920 x 1080	Y	Y
17		o Communication Mode:RS232	Y	Y
18		o Communication Protocol: HITACHI/SONY/VISCA or Equivalent	Y	Y
19		o Connector:LVC MOS-36PFPC	Y	Y
20		o Compatibility:110/LVDS/30P	Y	Y
21		o Sensor Type:1/2.9" CMOS	Y	Y
22		o Scan Mode:Progressive Scan	Y	Y
23		o Day and night system:Color/Black and white/Automatic	Y	Y
24		o Minimum Illumination:Color 0.1 Lux, Black and white: 0.01LUX	Y	Y

25	Exposure Mode :A/M	Y	Y
26	White Balance:Automatic/Indoor/Manual	Y	Y
27	Focus Mode:A/M	Y	Y
28	Gain Control:A/M	Y	Y
29	Picture Effect:Automatic/Color/Black and white/Negative	Y	Y
30	Electronic Amplification		Y
31	Back Light Compensation: ON/OFF	Y	Y
32	Image Freeze:		Y
33	Mirroring Function:Support (Horizontal Mirror + Vertical Mirror)	Y	Y
34	Image Rollovers: Support	Y	Y
35	Generic Specification:		Y
36	Dimension: 56(W) x 56 (H) x 110 (L) MM		Y
37	Work Temperature And Humidity: -10C ~ 50C, 10% RH ~ 60%	Y	Y
38	Storage Temperature and Humidity: -20C ~ 60C, 10%RH ~ 80%RH	Y	Y
39	Synchronization Mode: Inter-Sync	Y	Y
40	Video Output: Digital Signal	Y	Y
41	SNR: > 50DB (AGC OFF)	Y	Y
42	LENS		Y
43	IRCUT: IRCUT Double Filter Automatic Switching	Y	Y
44	Automatic Diaphragm:Support	Y	Y
45	Optical Lenses: 10X, F=5MM	Y	Y
46	Field Angle: H: 47 (W) ~ 5.3 (T), V : 35.6 (W) ~ 3.96 (T)	Y	Y
47	Blank Screen:		Y
48	Wide Dynamic : D-WDR	Y	Y
49	DNR: 2D-DNR	Y	Y
50	Electronic Shutter : 1/30S~1/10,000S	Y	Y
51	Control Ratio: Adjustable	Y	Y
52	Anti-Fog Function: Support	Y	Y
53	Marginal: Support	Y	Y
54	LCD Monitor		Y
55	Screen Size: >20.5"	Y	Y
56	Display Area: 475.2mm (W) x 267.3mm(H)	Y	Y
57	Max Resolution : 1920 x 1080	Y	Y
58	Display Color: 16.7 M	Y	Y

59	Pixel Pitch: 0.2475 (H) x .2475 (V)		Y	Y
60	Luminance: 300 cd / m2		Y	Y
61	Viewing Angle: 85/85/75/65		Y	Y
62	Response Time: < 9MS		Y	Y
63	Field Frequency: 50Hz, 60Hz, 70Hz		Y	Y
		Qualified / Disqualified	QUALIFIED	QUALIFIED

M. H. ...

Dr. Muhammad Haniffa Bhatti
 Additional Medical Superintendent
 Jinnah Hospital, Rawalpindi
 Rawalpindi, Pakistan



PROF. FARHAN ANWAR SYAL
 Director of Radiology, FICS, FRCR
 Department of Radiology
 Jinnah Hospital, Rawalpindi
 Rawalpindi, Pakistan

PROF. DR. KHALID MUHAMMAD NAGEEM
 Head of Department of Ophthalmology
 Rawalpindi, Pakistan
 Jinnah Hospital, Rawalpindi

Peoples Medical College Hospital Nawabshah - Shaheed Benazirabad
Technical Evaluation Of Bids-2017-2018
Item No: 11 PORTABLE OT LIGHT

S.No	Tender Specification As Per Tender USA/EUROPE/JAPAN/UK, FDA/CE/JIS OR EQUIVALENT	1		2	
		UNIVERSAL ENTERPRISES	PLATINUM CORPORATION	BRANDON/Qe60MEL/UK	ACEM/NX3/ITALY
	Make / Model / Origin	CE	CE	CE	CE
1	Diameter of Cupola 500mm	Y	Y	Y	Y
3	Light Intensity > 80,000 LUX at 1 Meter	Y	Y	Y	Y
5	Color Temp Adjustable from 3500 to 5000 K	Y	Y	Y	Y
7	Color Rendering Index > 93	Y	Y	Y	Y
9	Diameter of light spot 120-350 mm	Y	Y	Y	Y
11	Illumination depth 70-1500 mm	Y	Y	Y	Y
13	LED Service Life 50000 hours	Y	Y	Y	Y
14	With battery backup	Y	Y	Y	Y
63					
	Qualified / Disqualified	QUALIFIED	QUALIFIED	QUALIFIED	QUALIFIED

[Handwritten Signature]

Dr. Iqbal Ahmad Nazeem
 Head of Department of Ophthalmology
 Peoples Medical College Hospital
 Nawabshah (S.A.P)

[Handwritten Signature]
 Dr. Muhammad Hanif Bhangwar
 Additional Medical Superintendent
 Peoples Medical College Hospital
 Nawabshah

PROJ. DR. A. I. AKAR, SR. 21
 DEPARTMENT OF Ophthalmology
 Peoples Medical College Hospital
 Nawabshah (S.A.P)

Peoples Medical College Hospital Nawabshah - Shaheed Benazirabad
 Technical Evaluation Of Bids-2017-2018

Item No:12 LAPROSCOPE COMPLETE SET

S.No	Tender Specification As Per Tender	1	2	3	4	5
	USA/EUROPE/JAPAN/UK, FDA/CE/JIS OR EQUIVALENT	UNIVERSAL ENTERPRISES	VERIZON	ALLMED SOLUTIONS	POPULAR INTER:	ENDO KARE
	Make / Model / Origin	TEKNO/700-020/GERMANY	RICHARD WOLF/GERMANY	KARLZ STORZ/SWITZERLAND	COVIDIEN/COVION CMOS/GERMANY	OLYMPUS JAPAN
	Certificate:	CE	CE	CE	CE	CE
1	FULL HD Laparoscopy system with medical units	Y	Y	Y	Y	Y
2	Full HD Telescope Diameter 10mm, Length 330mm, ViewAngle 0	Y	Y	Y	Y	Y
3	Degree Fiber optic light transmission incorporated	Y	Y	Y	Y	Y
4	Type: Autoclavable	Y	Y	Y	Y	Y
5	Full HD CMOS camera system with latest sensor technology for brilliant	Y	Y	Y	Y	Y
6	image display with user preset configurations	Y	Y	Y	Y	Y
7	Full HD image quality: (1920x1080p)	Y	Y	Y	Y	Y
8	Colour System : PAL/NTSC	Y	Y	Y	Y	Y
9	Aspect Ratio : 16:09	Y	Y	Y	Y	Y
10	SPECIAL FEATURES:	Y	Y	Y	Y	Y
11	Predefine display setting according to the surgical speciality and also Easy operation of camera functions via integrated control buttons in the camera head	Y	Y	Y	Y	Y
12	Video Output:	Y	Y	Y	Y	Y
13	DVI-D Signal (2)	Y	Y	Y	Y	Y
14	S-Video signal to 4-pin Mini DIN socket (2x)	Y	Y	Y	Y	Y
15	RGB signal to D-sub socket	Y	Y	Y	Y	Y
16	HD-SDI signal to BNC socket	Y	Y	Y	Y	Y
17	Control: Controllable button on camera head for light source and other valuable function.	Y	Y	Y	Y	Y
18	Full HD CMOS camera with zoom coupler	Y	Y	Y	Y	Y

19	HD camera head, HD Camera Head max. resolution 1920 x 1080 pixel Progressive Scan, 50/60 Hz, with 2 freely programmable	Y	Y	Y	Y	Y	Y
20	Camera Head buttons, with integrated Parfocal-Zoom focal	Y	Y	Y	Y	Y	Y
21	length f = 13 - 32mm For use with color system PAL and NTSC	Y	Y	Y	Y	Y	Y
22	26" HD Flat Screen Monitor, Desktop	Y	Y	Y	Y	Y	Y
23	Color System: PAL/NTSC	Y	Y	Y	Y	Y	Y
24	Aspect ratio: 16:09	Y	Y	Y	Y	Y	Y
25	Resolution max: 1920 x 1200, Progressive Scan	Y	Y	Y	Y	Y	Y
26	Composite: S-Video RGB, DVI and VGA Input	Y	Y	Y	Y	Y	Y
27	Brightness: 300cd/m2	Y	Y	Y	Y	Y	Y
28	Contrast: 700:01	Y	Y	Y	Y	Y	Y
29	Max Viewing Angle: 178° Vertical	Y	Y	Y	Y	Y	Y
30	Video input: - Composite signal to BNC socket	Y	Y	Y	Y	Y	Y
31	S-video signal to 4-pin Mini DIN socket	Y	Y	Y	Y	Y	Y
32	MONITOR STAND FOR LCD HD MONITOR	Y	Y	Y	Y	Y	Y
33		Y	Y	Y	Y	Y	Y
34	LED light source, with integrated measurement system for light cable	Y	Y	Y	Y	Y	Y
35	transmission measurement, push to stand by and rotation knob	Y	Y	Y	Y	Y	Y
36	Electronic insufflator 40 Liter with integrated gas preheating device and max flow upto 40 litre/minute	Y	Y	Y	Y	Y	Y
37	Reusable silicon tube	Y	Y	Y	Y	Y	Y
38	CO2-FILTER STER 25 UNITS	Y	Y	Y	Y	Y	Y
39	FULL HD Fiber Optic Light Cable, size 4.8 mm, length 250 cm, heat-resistant	Y	Y	Y	Y	Y	Y
40	Endo Trolley Imported - Wide	Y	Y	Y	Y	Y	Y
41	Trocar, size 10 mm, color code: green, Consisting of:	Y	Y	Y	Y	Y	Y
42	Pyramidal Obturator, Length 110mm	Y	Y	Y	Y	Y	Y
43	Special trocar Body	Y	Y	Y	Y	Y	Y
44	Trocar shaft	Y	Y	Y	Y	Y	Y
45	FLAP VALVE F/1012.5&15MM TROC	Y	Y	Y	Y	Y	Y
46	Trocar, size 5.5 mm, Consisting of:	Y	Y	Y	Y	Y	Y

47	Pyramidal Obturator, Length 110mm	Y	Y	Y	Y	Y	Y	Y	Y
48	Complete trocar	Y	Y	Y	Y	Y	Y	Y	Y
49	FLAP VALVE F/2.55:57MM TROCARS	Y	Y	Y	Y	Y	Y	Y	Y
50	Veress Insufflations Needle 12cm	Y	Y	Y	Y	Y	Y	Y	Y
51	Reduction Sleeve	Y	Y	Y	Y	Y	Y	Y	Y
52	(10/5mm) length 165mm	Y	Y	Y	Y	Y	Y	Y	Y
53	Atraumatic Alligator Forceps , rotating, with connector pin for unipolar coagulation, size 5 mm, length 33 cm, Single action jaws, Consisting of:	Y	Y	Y	Y	Y	Y	Y	Y
54	Forcep insert	Y	Y	Y	Y	Y	Y	Y	Y
55	Outer Tube, insulated	Y	Y	Y	Y	Y	Y	Y	Y
56	Plastic Handle, ratchet & non ratchet	Y	Y	Y	Y	Y	Y	Y	Y
57	Universal grasper and dissecting forceps	Y	Y	Y	Y	Y	Y	Y	Y
58	connector pin for unipolar coagulation, size 5 mm, length 35cm, Double action jaws,	Y	Y	Y	Y	Y	Y	Y	Y
59	Adtec fixation & Dissecting Forceps 2x4 teeth, rotating, with	Y	Y	Y	Y	Y	Y	Y	Y
60	connector pin for unipolar coagulation, size 5 mm, length 35cm, Single action jaws,	Y	Y	Y	Y	Y	Y	Y	Y
61	Maryland Dissecting Forceps, rotating, with	Y	Y	Y	Y	Y	Y	Y	Y
62	connector pin for unipolar coagulation, size 5 mm, length 35cm, double action jaws,	Y	Y	Y	Y	Y	Y	Y	Y
63	Consisting of:	Y	Y	Y	Y	Y	Y	Y	Y
64	Forcep insert	Y	Y	Y	Y	Y	Y	Y	Y
65	Outer Tube, insulated	Y	Y	Y	Y	Y	Y	Y	Y
66	Plastic Handle, without ratchet	Y	Y	Y	Y	Y	Y	Y	Y
67	Medium Metzenbaum scissor, Bladdes Curved, rotating , with	Y	Y	Y	Y	Y	Y	Y	Y
68	connector pin for unipolar coagulation, size 5 mm, length 35cm,	Y	Y	Y	Y	Y	Y	Y	Y
69	Single action jaws,	Y	Y	Y	Y	Y	Y	Y	Y
70	Consisting of:	Y	Y	Y	Y	Y	Y	Y	Y
71	Forcep insert	Y	Y	Y	Y	Y	Y	Y	Y
72	Outer Tube, insulated	Y	Y	Y	Y	Y	Y	Y	Y
73	Plastic Handle, Without Ratchet	Y	Y	Y	Y	Y	Y	Y	Y

Peoples Medical College Hospital Nawabshah - Shaheed Benazirabad
Technical Evaluation Of Bids-2017-2018

Item No: 13 AUTOCLAVE B CLASS

S.No	Tender Specification As Per Tender	1		2	
		USA/EUROPE/JAPAN/UK, FDA/CE/JIS OR EQUIVALENT	PLATINUM CORPORATION	LAB LINK ENTERPRISES	T24/ TUTTNAUER/ EUROPE
	Make / Model / Origin		PROGETTI/PG-STERILE/ITALY		
	Certificate:		CE		CE
1	Smart with multi safety protection Functions		Y		Y
2	Built-in printer		Y		Y
3	24litre7. Six-procedure and Automatic process		Y		Y
4	Integrated Self-contained Steam Generator (Better Steam Infusion)		Y		Y
5	Six-procedure and Automatic process		Y		Y
6	Intelligent Vacuum Drying		Y		Y
7	Double water pumps		Y		Y
8	Double condensers		Y		Y
9	Double fans,		Y		Y
10	Detachable Rear Panel		Y		Y
	Qualified / Disqualified		QUALIFIED		QUALIFIED

(Signature)
Dr. Muhammad Hanif Bhangwari
 Head of Operation
 Peoples Medical College Hospital
 Nawabshah

(Signature)
DR. IQBAL KHAN MANGRELI
 Head of Operation of Ophthalmology
 Peoples Medical College Hospital
 Nawabshah (S.B.A.)

(Signature)
PROF. DR. ALI AKBAR KHAN
 Head of Operation of Pathology
 Peoples Medical College Hospital
 Nawabshah

Peoples Medical College Hospital Nawabshah - Shaheed Benazirabad
Technical Evaluation Of Bids-2017-2018

Item No: 14 PEADS CYSTOSCOPE WITH BRIDGE

S.No	Tender Specification As Per Tender USA/EUROPE/JAPAN/UK, FDA/CE/JIS OR EQUIVALENT	1				2				3				4			
		UNIVERSAL ENTERPRISES TEKNO/700-271/GERMANY CE				VERIZONE RICHARD WOLF/GERMANY CE				ALLMD SOLUTION KARLZ STORZ/ GERMANY CE				ENDO KARE OLYMPUS JANA CE			
1	Tele- scope 0° and 30 degree, autoclavable, fiber optic light transmission incorporated	Y	Y	Y	Y	Y	Y	Y	Y	Y	Y	Y	Y	Y	Y	Y	Y
2	Cystoscope - Urethroscope Sheath, 9.5 Fr., working length 14 cm, with 4 Fr. working channel, with Obturator .	Y	Y	Y	Y	Y	Y	Y	Y	Y	Y	Y	Y	Y	Y	Y	Y
3	Cystoscope - Urethroscope Sheath 11 Fr., working length 14 cm, with working channel 5 Fr., with Obturator .	Y	Y	Y	Y	Y	Y	Y	Y	Y	Y	Y	Y	Y	Y	Y	Y
4	Grasping Forceps double action jaws, flexible, 3 Fr., length 28 cm	Y	Y	Y	Y	Y	Y	Y	Y	Y	Y	Y	Y	Y	Y	Y	Y
5	Biopsy Forceps, 3 Fr., double action jaws, flexible, length 28 cm	Y	Y	Y	Y	Y	Y	Y	Y	Y	Y	Y	Y	Y	Y	Y	Y
6	Coagulating Electrode, 3 Fr., unipolar, length 53 cm	Y	Y	Y	Y	Y	Y	Y	Y	Y	Y	Y	Y	Y	Y	Y	Y
7	Needle Electrode, 3 Fr., unipolar, length 53 cm	Y	Y	Y	Y	Y	Y	Y	Y	Y	Y	Y	Y	Y	Y	Y	Y
8	With all standard accessories.	Y	Y	Y	Y	Y	Y	Y	Y	Y	Y	Y	Y	Y	Y	Y	Y
	Qualified / Disqualified	QUALIFIED				QUALIFIED				QUALIFIED				QUALIFIED			

[Handwritten Signature]
DR. MUHAMMAD HANIF BHAIKAWAL
 Head of Department of Urology
 Peoples Medical College Hospital, Nawabshah

[Handwritten Signature]
DR. MUHAMMAD HANIF BHAIKAWAL
 Head of Department of Urology
 Peoples Medical College Hospital, Nawabshah

[Handwritten Signature]
PROF. DR. IRAN MUHAMMAD NAWAZ
 Head of Department of Ophthalmology
 Peoples Medical College Hospital, Nawabshah (S. B. A.)

Peoples Medical College Hospital Nawabshah - Shaheed Benazirabad
 Technical Evaluation Of Bids-2017-2018

Item No: 15 PEAD RESECTOSCOPE COMPLETE SET

S.No	Tender Specification As Per Tender USA/EUROPE/JAPAN/UK, FDA/CE/IIIS OR EQUIVALENT	1			2			3		
		UNIVERSAL ENTERPRISES	ENDO KARE	VERIZONE	TEKNO/GERMANY	OLYMPUS JAPAN	RICHARD WOLF/GERMANY	CE	CE	CE
	Make / Model / Origin Certificate:	CE	CE	CE						
1	Tele- scope 0°, autoclavable, fiber optic light transmission incorporated,	Y	Y	Y						
2	Resectoscope Sheath with Lock , including connecting tube for inflow, 11 Fr. and obturator	Y	Y	Y						
3	Working Element.	Y	Y	Y						
4	Cutting Loop angled	Y	Y	Y						
5	Telescope Bridge with 1 lockable instrument channel	Y	Y	Y						
6	With all standard accessories.	Y	Y	Y						
	Qualified / Disqualified	QUALIFIED	QUALIFIED	QUALIFIED						

Handwritten signature

Dr. Muhammad Hanif Bhat
 Additional Medical Officer Hospital
 Peoples Medical College Hospital

Handwritten signature

DR. DR. KHAN IFTIKHAR AHMED
 Head of Department of Ophthalmology
 Peoples Medical College Hospital

Handwritten signature

Dr. Farhat
 Additional Medical Officer Hospital
 Peoples Medical College Hospital

Peoples Medical College Hospital Nawabshah - Shaheed Benazirabad
 Technical Evaluation Of Bids-2017-2018
Item No: 16 ADULT RESECTOSCOPE

S.No	Tender Specification As Per Tender USA/EUROPE/JAPAN/UK, FDA/CE/JIS OR EQUIVALENT	1			2			3		
		UNIVERSAL ENTERPRISES	ALLMED SOLUTION	VERIZONE	UNIVERSAL ENTERPRISES	ALLMED SOLUTION	VERIZONE	UNIVERSAL ENTERPRISES	ALLMED SOLUTION	VERIZONE
	Make / Model / Origin	TEKNO GERMANY CE	KARLZ STORZ/GERMANY CE	RICHARD WOLF/GERMANY CE	TEKNO GERMANY CE	KARLZ STORZ/GERMANY CE	RICHARD WOLF/GERMANY CE	TEKNO GERMANY CE	KARLZ STORZ/GERMANY CE	RICHARD WOLF/GERMANY CE
	Certificate:	Y	Y	Y	Y	Y	Y	Y	Y	Y
1	Working Element Motion by means of a finger grip (active resection). In rest position the electrode is outside the sheath.	Y	Y	Y	Y	Y	Y	Y	Y	Y
2	Resectoscope Sheath, including connecting tubes for in- and outflow (continuous irrigation), 26 Fr., oblique beak, rotatable working element with ceramic insulation.	Y	Y	Y	Y	Y	Y	Y	Y	Y
3	Standard-Obturator for use with sheaths 24/26Fr.,	Y	Y	Y	Y	Y	Y	Y	Y	Y
4	ELLIKE vacuator	Y	Y	Y	Y	Y	Y	Y	Y	Y
5	Cutting Loops.	Y	Y	Y	Y	Y	Y	Y	Y	Y
6	High Frequency Cord, with 4 mm plug, length 300cm, tray (same manufacturer)	Y	Y	Y	Y	Y	Y	Y	Y	Y
7	Telescope 30deg 4mm	Y	Y	Y	Y	Y	Y	Y	Y	Y
8	Telescope 30°, enlarged view, diameter 4 mm, length 30cm, autoclavable, fiber optic light transmission incorporated	Y	Y	Y	Y	Y	Y	Y	Y	Y
	Qualified / Disqualified	QUALIFIED	QUALIFIED	QUALIFIED	QUALIFIED	QUALIFIED	QUALIFIED	QUALIFIED	QUALIFIED	QUALIFIED

Handwritten signature

Dr. Muhammad Habib Khan
 Additional Medical Superintendent
 Peoples Medical College Hospital
 Nawabshah

Handwritten signature

PROF. DR. ALI AKBAR SYAL
 Head of Department of Ophthalmology
 Peoples Medical College Hospital
 Nawabshah

Handwritten signature

PROF. DR. KHAN MUHAMMAD NABEED
 Head of Department of Ophthalmology
 Peoples Medical College Hospital
 Nawabshah

Peoples Medical College Hospital Nawabshah - Shaheed Benazirabad
 Technical Evaluation Of Bids-2017-2018

Item No: 17 PULSE OXIMETER

S.No	Tender Specification As Per Tender USA/EUROPE/JAPAN/UK, FDA/CE/JIS OR EQUIVALENT	1	2
	Make / Model / Origin	KHALID CORPORATION MEDLAB/VITRO MAP/GERMANY	BIOS INFINIUM/CLEO/USA
	Certificate:	CE	FDA AND CE
1	Portable 5-8" touch screen TFT display	Y	Y
2	- 2 trace waveform	Y	Y
3	- SpO2% Range: 0 ~ 100%	Y	Y
4	- Pulse Rate Range: 30-250 bpm	Y	Y
5	- Alarm	Y	Y
6	- Red light LED wavelength SpO2 Probe	Y	Y
7	- Battery backup for three hours or more.	Y	Y
8	- Complete with leads and infant accessories	Y	Y
	- Local trolley with basket.	Y	Y
	Qualified / Disqualified	QUALIFIED	QUALIFIED

M. Saad Khan
 Dr. Muhammad Hanif Bhagwari
 Additional Medical College Hospital
 Nawabshah, District Badkhan

[Signature]


DR. DR. RAHIM ULLAH
 Head of Department of Ophthalmology
 Peoples Medical College Hospital Nawabshah (S.B.A)

DR. DR. RAHIM ULLAH
 Head of Department of Ophthalmology
 Peoples Medical College Hospital Nawabshah (S.B.A)


Peoples Medical College Hospital Nawabshah - Shaheed Benazirabad
 Technical Evaluation Of Bids-2017-2018

Item No: 18 SUCTION MACHINE HEAVY DUTY

S.No	Tender Specification As Per Tender USA/EUROPE/JAPAN/UK, FDA/CE/JIS OR EQUIVALENT	1	2	3
		STANDARD SUPPLIERS	UNIVERSAL ENTERPRISES	PLATINUM CORPORATION
	Make / Model / Origin	MG-MEDICAL/ SAM-35 / UK	UZUMCU/ NOVELA /TURKEY	CA-MI/ASKIR C30/ITALY
	Certificate:	CE	CE	CE
1	Two 2000 ml Autoclavable PC collection jar with over	Y	Y	Y
2	Flow valve system	Y	Y	Y
3	5 caster stand with brakes	Y	N	Y
4	Antibacterial and hydrophobic filter	Y	N	Y
5	1 Vacuum indicator (kPa and bar)	Y		Y
6	1 Vacuum regulator	Y	Y	Y
7	Silicone autoclavable tubes	Y	N	Y
8	Motor Oilless and maintenance-free	Y	Y	Y
9	piston pump	Y	Y	Y
10	Power Feeding 230V-50 Hz	Y	Y	Y
11	ISO 10079-1Classification HIGH VACUUM / HIGH FLOW	Y	Y	Y
12	Max free air flow rate 40 l/min	Y	Y	Y
13	Max Vacuum (adjustable) -0.80 Bar -80 kPa -600 mmHg	Y	N	Y
14	Noise Level 61,5 dB	Y	Y	Y
15	Power consumption 110 VA	Y	Y	Y
16	Fuse 1 x F 4 A 250 V	Y	Y	Y
17	Duty cycle Non-stop operation	Y	N	Y
18	Weight 6,5 Kg	Y	N	Y
19	Size 32x99x30 cm	Y	Y	Y
	Qualified / Disqualified	QUALIFIED	DISQUALIFIED	QUALIFIED



 Dr. Muhammad Hanif Bhanjani
 Additional Medical Superintendent
 Peoples Medical College Hospital
 Nawabshah - 71200
 Sindh - Pakistan



 Dr. Farhat Ishtiaq
 Head of Department of Clinical Pathology
 Peoples Medical College Hospital
 Nawabshah - 71200
 Sindh - Pakistan

PEOPLES MEDICAL COLLEGE HOSPITAL
 NAWABSHAH - 71200
 SINDH - PAKISTAN

Peoples Medical College Hospital Nawabshah - Shaheed Benazirabad
 Technical Evaluation Of Bids-2017-2018
 Item No: 19 PC BASED ETT MACHINE

S.No	Tender Specification As Per Tender USA/EUROPE/JAPAN/UK, FDA/CE/JIS OR EQUIVALENT	1			2		3	
		KHALID CORPORATION INNOMED/CARDIO PC /HUNGARY CE	MED-ELEC CORPORATION NORAV/1200W /GERMANY CE	PLATINUM CORPORATION PROGETTI/PG STRESS/ITALY CE	Y	Y	Y	Y
	Make / Model / Origin Certificate:							
1	STRESS System Windows® based	Y	Y	Y				
2	Automatic control of treadmill and ergometers	Y	Y	Y				
3	Leads view in 3, 4, 6 or 12 leads screen formats	Y	Y	Y				
4	Storage of all data in the hard drive, allowing access to the original test	Y	Y	Y				
5	results at any time for future review or printing	Y	Y	Y				
6	Arrhythmia detection	Y	Y	Y				
7	Calculation of average ECG complexes on regular intervals and their	Y	Y	Y				
8	superimposition on a reference ECG complex, which highlights ST changes	Y	Y	Y				
9	in details	Y	Y	Y				
10	ST measurements on 12 leads	Y	Y	Y				
11	Adjustable ST measurement point	Y	Y	Y				
12	ST, STj, STj+60, STj+80, Heart Rate, Mets, Pressure and ST/HR trends	Y	Y	Y				
13	Heart frequency dependent ST measurement and analysis	Y	Y	Y				
14	Automatic storage of rhythm strips at steps changing or manually throughout	Y	Y	Y				
15	the test	Y	Y	Y				
16	Alarms: ST alarm on 12 leads, Heart Rate, pressure and double product	Y	Y	Y				
17	On line 12 channels average heart cycle configuration	Y	Y	Y				
18	Blood Pressure entrance and display of trend	Y	Y	Y				
19	External module for automatic NIBP measurement (optional)	Y	Y	Y				
20	Preprogrammed protocols, included Bruce, Modified Bruce, Balke, Ellestad	Y	Y	Y				

21	Modify or add unlimited customized protocols for treadmill or pharmacological stress test reports and print out	Y	Y	Y	Y
22	Print out format in 12 leads, 6+6 leads, and 6+6 leads+AVG including average, trend graphs, tabular reports and overview, using A4 color laser printer	Y	Y	Y	Y
23	Review full report online immediately after completing the test	Y	Y	Y	Y
24	Real time ECG print-out	Y	Y	Y	Y
25	Set up analysis, protocols, printing format and final report customizable	Y	Y	Y	Y
26	Digital filters LP, HP, antidrift and notch of high quality for the careful recording without artefacts	Y	Y	Y	Y
27	Transmission of traces and reports by email or network sharing	Y	Y	Y	Y
28	Direct PDF printing for report storage and viewing	Y	Y	Y	Y
29	Email ECG results directly from the PC system	Y	Y	Y	Y
30	Automatic calculation of Harvard Step Test	Y	Y	Y	Y
31	MyECG Amplifier	Y	Y	Y	Y
32	MyECG Amplifier module is a lightweight, portable device that connects your PC to your patient.	Y	Y	Y	Y
33	Version:	Y	Y	Y	Y
34	SMART ECG (USB)	Y	Y	Y	Y
35	Isolated preamplifier in accordance with CEI 62-5 (IEC 601-1) and CEI 62-15 (IEC 62D)	Y	Y	Y	Y
36	Input impedance > 50 Mohms	Y	Y	Y	Y
37	Defibrillator protection	Y	Y	Y	Y
38	12 leads acquisition with 512 sampling rate.	Y	Y	Y	Y
39	CMRR > 100 dB	Y	Y	Y	Y
40	Frequency 0.05 - 150 Hz	Y	Y	Y	Y
41	Standard patient cable with 10 wires.	Y	Y	Y	Y
42	Powered by USB port	Y	Y	Y	Y
43	Dimensions: 144x94x20 mm.	Y	Y	Y	Y

50	Weight: 150 gr		Y	Y	Y	Y
51	SMART ECG Plus (Bluetooth)		Y	Y	Y	Y
52	Safety Standard in accordance with IEC II/CF		Y	Y	Y	Y
53	Input impedance > 50 Mohms		Y	Y	Y	Y
54	Defibrillator protection		Y	Y	Y	Y
55	12 leads acquisition with 512 sampling rate.		Y	Y	Y	Y
56	CMRR > 100 dB		Y	Y	Y	Y
57	Standard patient cable with 10 wires.		Y	Y	Y	Y
58	10m Bluetooth distance		Y	Y	Y	Y
59	Powered by 2* AAA battery		Y	Y	Y	Y
60	Dimensions: 126mmx68mmx24mm		Y	Y	Y	Y
61	Weight: 120 gr		Y	Y	Y	Y
62	Minimum PC		Y	Y	Y	Y
63	Operation system: Windows XP		Y	Y	Y	Y
64	CPU: Pentium IV		Y	Y	Y	Y
65	RAM: 1 GB		Y	Y	Y	Y
66	HDD: 500 GB		Y	Y	Y	Y
67	Interface: USB port free		Y	Y	Y	Y
		Qualified / Disqualified	QUALIFIED	QUALIFIED	QUALIFIED	QUALIFIED

Handwritten signature

Dr. Muhammad Hanif Bhangwar
 Additional Medical Superintendent
 Additional Medical College Hospital
 Multan

Handwritten signature

PROF. FARUK KHAN
 Director
 Department of Cardiology
 Additional Medical College Hospital
 Multan

Handwritten signature

DR. MUHAMMAD ANWAR
 Director
 Department of Pathology
 Additional Medical College Hospital
 Multan

Peoples Medical College Hospital Nawabshah - Shaheed Benazirabad
Technical Evaluation Of Bids-2017-2018
Item No: 20 NEBULIZER MACHINE

S.No	Tender Specification As Per Tender USA/EUROPE/JAPAN/UK, FDA/CE/JIS OR EQUIVALENT	1		2
		STANDARD SUPPLIERS	PLATINUM CORPORATION	
	Make / Model / Origin	MG ELECTRIC/NIVEC III/UK	CA-MI/ITALY	
	Certificate:	CE	CE	
1	Ultrasonic energy for uniform and highly dense 1-5 microns.	Y	Y	
2	More than 96% of 0.3 micron or larger air borne dust particles is effectively shut out with the air filter to provide purified air for aerosol nebulization. Medication cup with replaceable diaphragm.	Y	Y	
3	Easily detachable fan cover and pneumo clean (Air filter).	Y	Y	
4	Made of highly resistant sterilize able resin.	Y	Y	
5	Stand with solution bottle for safety.	Y	Y	
6	Nebulizing rate: 4 ml/min or greater.	Y	Y	
7	Mist particle size: Approx 1-5 microns.	Y	Y	
8	Nebulizing time setting: 1-30 min & continuous	Y	Y	
9	Medication cup capacity: 150 ml.	Y	Y	
10	Accessories:	Y	Y	
11	Tray set for nebulizer with tray track and pole mount fitting.	Y	Y	
	Qualified / Disqualified	QUALIFIED	QUALIFIED	QUALIFIED

(Handwritten signature)

(Handwritten signature)

Dr. Muhammad Iqbal Bhattarai
 Additional Medical Superintendent
 Peoples Medical College Hospital
 Nawabshah, District Badkhan, Balochistan

DR. KHAN MUHAMMAD NAWAZ
 M.B.S., M.C.P.S., F.C.P.S.
 Director of Department of Ophthalmology
 Peoples Medical College Hospital
 Nawabshah, District Badkhan, Balochistan

PROF. NP ALI ANTAZ SYAL
 Director of Department of Surgery
 Peoples Medical College Hospital
 Nawabshah, District Badkhan, Balochistan

Peoples Medical College Hospital Nawabshah - Shaheed Benazirabad
Technical Evaluation Of Bids-2017-2018
Item No: 21 CTG MACHINE

S.No	Tender Specification As Per Tender USA/EUROPE/JAPAN/UK, FDA/CE/JIS OR EQUIVALENT	1			2			3		
		STANDARD SUPPLIERS	LAB LINK ENTERPRISES	PLATINUM CORPORATION	STANDARD SUPPLIERS	LAB LINK ENTERPRISES	PLATINUM CORPORATION	STANDARD SUPPLIERS	LAB LINK ENTERPRISES	PLATINUM CORPORATION
	Make / Model / Origin	HUNTLEIGH/ SONICAID TEAM/ UK	ULTRASOUND TECHNOLOGIES	HUNTLEIGH/ SONICAID TEAM/ NSB /UK	HUNTLEIGH/ SONICAID TEAM/ UK	ULTRASOUND TECHNOLOGIES	HUNTLEIGH/ SONICAID TEAM/ NSB /UK	HUNTLEIGH/ SONICAID TEAM/ UK	ULTRASOUND TECHNOLOGIES	HUNTLEIGH/ SONICAID TEAM/ NSB /UK
	Certificate:	CE	CE	CE	CE	CE	CE	CE	CE	CE
1	Large high resolution color TFT foldable screen 8.4" or more	AUTHORITY DOSE NOT VERIFIED BY MANUFACTURER								
2	Advanced SpO2 module with equivalent performance	AUTHORITY DOSE NOT VERIFIED BY MANUFACTURER								
3	Large storage capacity	AUTHORITY DOSE NOT VERIFIED BY MANUFACTURER								
4	Basic parameters: FHR, TOCO, AFM, MHR, NIBP, SPO2	AUTHORITY DOSE NOT VERIFIED BY MANUFACTURER								
5	Real time measurement and identification	AUTHORITY DOSE NOT VERIFIED BY MANUFACTURER								
6	Provide convenience and reliability during antepartum.	AUTHORITY DOSE NOT VERIFIED BY MANUFACTURER								
7	12 hours CTG storage, fast review and print	AUTHORITY DOSE NOT VERIFIED BY MANUFACTURER								
8	Unique design for cable of transducers to avoid intertwisting	AUTHORITY DOSE NOT VERIFIED BY MANUFACTURER								
9	Alarm system: time-over alarm, non-paper alarm, out of range FHR alarm	AUTHORITY DOSE NOT VERIFIED BY MANUFACTURER								
10	Automatically adjustable many kinds of 110mm thermal paper with different specifications	AUTHORITY DOSE NOT VERIFIED BY MANUFACTURER								
11	Wire or wireless connect to central monitoring system	AUTHORITY DOSE NOT VERIFIED BY MANUFACTURER								
	Low acoustic power, safer to the fetus	AUTHORITY DOSE NOT VERIFIED BY MANUFACTURER								
	Options:	AUTHORITY DOSE NOT VERIFIED BY MANUFACTURER								
	Twins FHR measurement	AUTHORITY DOSE NOT VERIFIED BY MANUFACTURER								
	Qualified / Disqualified	DISQUALIFIED	QUALIFIED	DISQUALIFIED	QUALIFIED	QUALIFIED	QUALIFIED	QUALIFIED	QUALIFIED	QUALIFIED

PROF. NP ALI ANWAR CHAL
 HONORARY SUPERVISOR
 PEOPLES MEDICAL COLLEGE
 HOSPITAL, SHAHED BENAZIR ABAD
 DISTRICT, SHAHED BENAZIR ABAD

Dr. Muhammad Hanif Bhangwar
 Additional Medical Superintendent
 Peoples Medical College

Dr. Muhammad Hanif Bhangwar
 Additional Medical Superintendent
 Peoples Medical College

Dr. Muhammad Hanif Bhangwar
 Additional Medical Superintendent
 Peoples Medical College

Peoples Medical College Hospital Nawabshah - Shaheed Benazirabad
Technical Evaluation Of Bids-2017-2018

Item No:22 ANGIOGRAPHY MACHINE & ALL ACCESSORIES FOR LAB & MACHINE INSTALLATION

S.No	Tender Specification As Per Tender	1		2	
		USA/EUROPE/JAPAN/UK, FDA/CE/JIS OR EQUIVALENT	MEDEQUIPS	MEDICAL EQUIPMENT	
	Make / Model / Origin		TOSHIBA/INFINIX/JAPAN	ALLENERS/INDIA	
	Certificate:		CE & MHLW, FDA	CE	
1	Clinical Purpose Angiography or arteriography is a medical imaging technique used to visualize the inside, or lumen, of blood vessels and organs of the body, with particular interest in the arteries, veins, and the heart chambers.	Y			Y
2	TECHNICAL SPECIFICATIONS:	Y			Y
3	A fully digital flat panel single plane cardiac Angiography/ cardiac catheterization system dedicated for diagnosis and interventional cardiac procedures.	Y			Y
4	POSITIONING ARM:	Y			Y
5	The system should be ceiling mounted	Y			Y
6	Real time display of rotation angulations.	Y			Y
7	Geometry : C-arm/ G-arm	Y			Y
8	ROA/LAO +/- 120° or More	Y			Y
9	Cranial / Caudal: min. +/- 45°	Y			Y
10	Rotation speed: 50°/Sec or more in LAO/RAO	Y			Y
11	Isocentric Height: Variable /Fixed.	Y			Y
12	Auto positioning: Programmable auto positioning of selected.	Y			Y
13	Angulations, (30 or more) Programmable Positions.)	Y			Y
14	The control panel can be mounted at any side of the patent table.	Y			Y
15	All the rotational / Angles should be digital displayed next to the.	Y			Y
16	Ceiling mounted 55 Inch or more LCD/LED monitor.	Y			Y
17	Motorized/Manual Parking / rotation of the positioning arm.	Y			Y
18	DIGITAL FLAT PANEL:	Y			Y
19	Single Plane C-Arm /G-Arm	Y			Y
20	Image matrix of 1024x1024 x 16 bit or more.	Y			Y
21	Standard cardiology size with three formats.	Y			Y
22	Built in temperature stabilizer.	Y			Y
23	DIGITAL FLAT PANEL DETECTOR 12 x 12 Inch	Y			Y
24	Integrated Collision protection feature.	Y			Y
25	All other standard accessories according to this digital flat panel.	Y			Y

26	Dose management with fluoro filters range of 0.1/0.2mm to 0.9/1.0 mm Cu	Y	Y
27	Pixel size of 200 um or better	Y	Y
28	Removable grid for pediatric application	Y	Y
29	DQE: 77% Or more.	Y	Y
30	PATIENT SUPPORT/ TABLE:	Y	Y
31	Motorized height adjustable catheterization dedicated table allowing precise imaging during operation.	Y	Y
32	Longitudinal stroke: 1000-1500 mm	Y	Y
33	Lateral stroke 100-300 mm	Y	Y
34	CPR in any table position	Y	Y
35	All Table side movement controls.	Y	Y
36	Table top should be of such construction in material and durability to accept patients weight of not less than 200Kg plus 100 kg for resuscitation.	Y	Y
37	Table dimensions should be able to accommodate patients of all ages.	Y	Y
38	Table top should have large metal free over hand for unobstructed image coverage.	Y	Y
39	complete accessories should be provided including arm holder,	Y	Y
40	hand grip, arm support and arm rest and positioning aids.	Y	Y
41	Left / right table pivoting: +/- 90 degree.	Y	Y
42	X-RAYS GENERATOR:	Y	Y
43	Microprocessor based high frequency using fiber optic for data communication between each	Y	Y
44	imaging system.	Y	Y
45	Dedicated X-Rays generator of 100KW	Y	Y
46	Radiographic rating minimum 1000mA	Y	Y
47	Serial filming exposures with shortest exposure of 1mS, with automatic KV and mA control for optimum image quality.	Y	Y
48	The system should have capability of digital radiography and fluoroscopy.	Y	Y
49	Should have capability of doing digital pulsed fluoroscopy 10/12.5/15 and 25/30 frames per second.	Y	Y
50	Automatic KV mA & pulse width regulations.	Y	Y
51	DIGITAL IMAGING AND ACQUISITION / FLUOROSCOPY:	Y	Y
52	Digital System. Acquisition, storage and display in 1024x1024 x12 bit or more at 12.5/15 and	Y	Y
53	25/30 FPS and 512 x 512 at 60 Fps for pediatric work.	Y	Y
54	Parallel processing capability / multitasking facility	Y	Y
55	Real time filtering and road map function.	Y	Y

56	Magnetic disk capacity for storage of 75,000 images in 1024 x 1024 x 12 bit or more on the magnetic disk of main console.	Y	Y
57	Minimum scene length to be 10 seconds in 1024 matrix.	Y	Y
58	Digital Pulsed fluoroscopy with 12.5/15 and 25/30 PLS in 1024x1024 x 10 bit or more including cardiac mode.	Y	Y
59	Images to be stored on the retrieved from archive disk for possible manipulation and quantification using available software packages.	Y	Y
60	Digital Subtraction Angiography Package	Y	Y
61	X-RAYS TUBE:	Y	Y
62	Minimum of 3 years un conditional warranty on the x-ray tube by the original manufacturer.	Y	Y
63	(To be confirmed by the manufacturer)	Y	Y
64	Triple Focus with at least 3.0MHU or better anode heat storage.	Y	Y
65	large Capacity to enable continuous heat dissipation during serial exposure.	Y	Y
66	Triple focal rotating anode.	Y	Y
67	Focus 0.4/0.6 and 1.0mm or similar.	Y	Y
68	Dose management with auto adjustment fluoro filters.	Y	Y
69	Tube must be rotating anode bearing less liquid metal technology tube.	Y	Y
70	X-ray tube power should be same as generator power i.e 100KW.	Y	Y
71	MONITORING SYSTEM:	Y	Y
72	Flat screen LCD/LED 55 Inch of 3840 x 2160 / 8 Mega Pixel	Y	Y
73	Monitors should be ceiling mounted in the operation room with the ceiling suspension system.	Y	Y
74	Two monitors for live images and road mapping in the Examination room 18 inch or larger LCD/LED as back up.	Y	Y
75	Two monitors for live images and road mapping in the control room 18 inch or larger LCD/LED.	Y	Y
76	All the monitors will be of Medical Graded, complied with international standards for medical Monitors.	Y	Y
77	CONTROL:	Y	Y
78	All the controls of digital imaging system, inch, post processing & quantifications (QCA)analysis shall be in the control room with replay / display of auditorium room image should beavailable in the examination room.	Y	Y
79	RECORDING / ARCHIVING & COMMUNICATION SYSTEM:	Y	Y
80	Recording/ archiving system should be DICOM-3 compatible.	Y	Y

84	They digital images should be stored as backup on CD, DVD	Y	Y
85	DICOM (Send / store, commitment, retrieve / query)	Y	Y
86	Ethernet connection to connect with other terminals.	Y	Y
87	Integrated intercom system.	Y	Y
88	DICOM (send/storage, commitment, retrieve/query)	Y	Y
89	Ethernet connection to connect with other terminals.	Y	Y
90	Integrated Intercom system.	Y	Y
91	Capable to connect with Laser printer for image filming.	Y	Y
92	Option to connect with other equipments like CT Angio, MR etc for viewing and case study.	Y	Y
93	SOFTWARE/HARDWARE PACKAGES:	Y	Y
94	Complete Analysis package for the following cardiac applications.	Y	Y
95	Dynamic pre and post PTCA / Valvotomy comparison with one image live and other reference.	Y	Y
96	Automatic loop replay after acquisition or fluoroscopy.	Y	Y
97	Dynamic real time pan / zoom.	Y	Y
98	Dynamic real time digital imaging processing like edge enhancement or gamma correction, noise reduction (spatial filtration)	Y	Y
99	They bidders should quote their licensed software with part number in their Principals offer.	Y	Y
100	Simultaneous display of fluoroscopy and reference images, not only as static images but as dynamic loop.	Y	Y
101	Rotational Angiography with C-Arm rotation of 50o/sec or more.	Y	Y
102	Online image density (gray scale) correction	Y	Y
103	Facility to review previous studies in the examination room from the patients old CD.	Y	Y
104	All controls of digital imaging system incl. Post-processing shall be in the examination as well as control room.	Y	Y
105	Automatic positioning of the C-arm corresponding to reference image.	Y	Y
107	Store fluoro facility to store fluoroscopy.	Y	Y
108	Stent visualization system latestversion by the company.	Y	Y
109	SURGICAL SHADOW LESS LIGHT:	Y	Y
110	Ceiling suspended/Floor mounted, For Angiographic and related surgical procedures.	Y	Y
111	RADIATION PROTECTION:	Y	Y
112	4Nos. Lead Apron.	Y	Y
113	2Nos. Thyroid shields.	Y	Y

114	2Nos. Pb Goggles.		Y	Y
115	PHYSIOLOGICAL HEMODYNAMIC MONITORING SYSTEM: Multichannel (14 channels or more) to record at least 2 channels IBP, Cardiac output with thermo dilution method, Surface ECG in any configuration and simultaneous 12 lead ECG, NIBP and SpO2 measurement.		Y	Y
116	Digital display of all the parameters like IBP, Heart rate, cardiac output parameter. It should be possible to store the waveforms on the hard disk of the physiological recording system.		Y	Y
117	The hemodynamic system should be from the original manufacturer/Joint venture manufacturer of the angiography system.		Y	Y
118	ACCESSORIES:		Y	Y
119	Pulse oximeter probes (QTY-02)		Y	Y
120	02 x invasive blood pressure reusable transducer with 100 disposable transducer domes.		Y	Y
121	Disposable transducers (100 Nos.)		Y	Y
122	Complete 12 lead ECG Cable		Y	Y
123	NIBP (cuffs of different sizes)		Y	Y
124	Cardiac output (01 Nos.)		Y	Y
125	Holder for mounting the IBP transducer alongside the patient table.		Y	Y
126	Color monitors 18 inch OR more LCD/ LED inside the control room.		Y	Y
127	DVD /CD writer for archiving of study data and wave from stored on hard disk.		Y	Y
128	Facility for freezing the homodynamic data and simultaneous recovery of recent data/compare stored data with current waveform.		Y	Y
129	Laser black & white printer (HP, Lexmark, Xerox, Canon) network ready.		Y	Y
130	QUALITY AND SAFETY STANDARDS FOR ANGIOGRAPHY MACHINE:		Y	Y
131	FDA 510K and CE(MDD)		Y	Y
132	RENOVATION WORKS:		Y	Y
133	Site renovation cost like civil, electrical (AC's included) and other necessary works required in the angiography suits will be included in the bid amount and also the responsibility of the bidder.		Y	Y
134	Lead glass window size 5x3 square feet meter or more Pb equivalent 2.0mm or better.		Y	Y
135	OTHER ALLIED ACCESSORIES: (All below given equipment should be from the USA, Europe and Japan origin)		Y	Y
136	120 KVA or more true on line sine wave Double conversion UPS for whole system with a minimum back up time of 10 minutes including room lights, microprocessor based IGBT		Y	Y
137			Y	Y
138			Y	Y
139			Y	Y

140	technology. Display and alarms of parameters. Three phase line voltage of 220 50Hz with all necessary standard parts including batteries.	Y	Y
141	Programmable contrast media injector with 50 disposable syringes. (Medrad-bayer, Angiomat or Medtrone).	Y	Y
142	POWER REQUIREMENT: Three phase with line voltage of 220V. 50 Hz.	Y	Y
143	WARRANTY: 3-years unconditional comprehensive warranty from the manufacturer and local vendor's warranty will not be acceptable.	Y	Y
144	COUNTRY OF ORIGIN AND MANUFACTURE: USA/EUROPE /JAPAN ONLY.	Y	Y
145	CERTIFICATIONS: FDA 510K, CE, MHLW (ALL THREE CERTIFICATIONS ARE REQUIRED)	Y	Y
146	NOTE: Any other advanced options should be quoted in optional which may be purchased if required. These will not form the basis of acceptance or rejection of bid.	Y	Y
147	Qualified / Disqualified	QUALIFIED	QUALIFIED
148			
149			
150			
151			

[Handwritten signature]

[Handwritten signature]

[Handwritten signature]

PROF. DR. RAJESH K. SHARMA
Head of Department of Radiology
All India Institute of Medical Sciences
New Delhi - 110029

DR. MUHAMMAD HAFIZ SHAHRIAR
Head of Department of Radiology
All India Institute of Medical Sciences
New Delhi - 110029

PROF. DR. RAJESH K. SHARMA
Head of Department of Radiology
All India Institute of Medical Sciences
New Delhi - 110029

Peoples Medical College Hospital Nawabshah - Shaheed Benazirabad
 Technical Evaluation Of Bids-2017-2018

Item No:23 ECHO CARDIO GRAPHY MACHINE DOPPLER WITH TWO PROBE (INCLUDING PEDIATRIC)

S.No	Tender Specification As Per Tender USA/EUROPE/JAPAN/UK, FDA/CE/JIS OR EQUIVALENT	1		2	
		Make / Model / Origin	MEDEQUIPS	ALTERNATE OFFER MEDEQUIPS	
	Certificate:	TOSHIBA/APLIO300 PLATINUM/JAPAN CE & MHLW, FDA 510K	TOSHIBA/XARIO-200 PLATINUM/JAPAN		
1	TOP OF THE LINE 192-PHYSICAL CHANNELS AND MORE THAN 1,500,000 RECEIVING / PROCESSING CHANNELS ECHOCARDIOGRAPHY SYSTEM WITH FULLY DIGITAL BEAM FORMER HAVING 2D / M-MODE, DOPPLER FACILITIES, AND 2D SPECKLE TRACKING (PW, CW, HPRF, & COLOR FLOW IMAGING) WITH A HIGH RESOLUTION IMAGING DOPPLER SIGNAL QUALITY, FOR CARDIAC AND VASCULAR STUDIES AND HAVING CAPABILITY OF HANDLE MULTIFREQUENCY PROBES FROM 2 – 18 MHZ.	Y			Y
2	1)B-MODE SPECIFICATION :	Y			Y
3	A) SECTOR SCAN ANGLE VARIABLE IN FOUR STEPS.	Y			Y
4	B) VIEWING DEPTH: 40CM OR MORE.	Y			Y
5	C) FRAME RATE: 1080 F/SEC OR MORE.	Y			Y
6	D) BUILT IN CINE LOOP WITH ABILITY TO VARY REVERSE AND SLOW MOTION OF	Y			Y
7	DISPLAY; INTERNAL CINE MEMORY: 900MB OR MORE.	Y			Y
8	E) REAL TIME AND FREEZE IMAGE MAGNIFICATION AT LEAST 20X OR MORE WITH	Y			Y
9	PANNING FOR REAL, FREEZE AND MEMORIZED IMAGES.	Y			Y
10	2) M-MODE SPECIFICATION :	Y			Y
11	A)MAGNIFICATION: X2 OR MORE.	Y			Y
12	B) SWEEP SPEED: SLOW, MEDIUM, FAST.	Y			Y
13	C) COLOR DISPLAY OF M-MODE.	Y			Y
14	3) D-MODE SPECIFICATION :	Y			Y
15	A) PULSE-WAVE DOPPLER MEASURABLE VELOCITY RANGE : 0.3 TO 50 KHZ	Y			Y
16	B) HPRF DOPPLER.	Y			Y
17	C) CONTINUOUS-WAVE DOPPLER :	Y			Y
18	- MEASURABLE VELOCITY RANGE: 1.4 TO 50 KHZ	Y			Y
19	- MUST HAVE DOPPLER BEAM STEERING AND BI-DIRECTIONAL STEREO-AUDIO.	Y			Y
20	D) COLORIZED SPECTRUM DISPLAY.	Y			Y
21	E) MAXIMUM DETECTABLE VELOCITY RANGE;	Y			Y

22	PWD= 1800CM OR MORE, CWD= 2100CM OR MORE	Y	Y
23	F) LOWEST DETECTABLE VELOCITY RANGE; 0.03 CM/s FOR PWD AND 3.2 cm/s FORCWD	Y	Y
24	G) SAMPLE VOLUME 1-20MM	Y	Y
25	4) COLOR DOPPLER MODE SPECIFICATIONS :	Y	Y
26	BOTH CW AND PW DOPPLER MUST BE CONTINUOUS STEERABLE IN THE COLOR BLOOD FLOW IMAGING MODE IN REAL TIME.	Y	Y
27	- 2D IMAGE WITH COLOR, CW AND PW DOPPLER.	Y	Y
28	- WINDOWS BASED SYSTEM FOR EASY USAGE WITH PROGRAMMABLE CONTROL	Y	Y
29	PANEL KEYS.	Y	Y
30	- TISSUE HARMONIC IMAGING WITH 3-4 THI OR MORE FREQUENCY.	Y	Y
31	- POWER DOPPLER.	Y	Y
32	- TRIPLEX MODE FOR SIMULTANEOUS DISPLAY OF COLOR B/M AND D-MODE	Y	Y
33	DISPLAYS.	Y	Y
34	- 300 dB SYSTEM DYNAMIC RANGE OR MORE.	Y	Y
35	- INDEPENDENT STEERING OF COLOR BOX AND LINEAR BEAM ±30.	Y	Y
36		Y	Y
37	5) MEASUREMENT PACKAGE :	Y	Y
38	TO PROVIDE COMPREHENSIVE SOFTWARE PACKAGE FOR MEASUREMENT OF DISTANCE, CIRCUMFERENCE, AREA, TIME DEPTH, VELOCITY, FREQUENCY,	Y	Y
39	HEART RATE, VOLUMES, E.F., F.S., CARDIAC OUTPUT, PRESSURE GRADIENTS.	Y	Y
40		Y	Y
41	6) SYSTEM COMPLETE WITH FOLLOWING FACILITIES AND ACCESSORIES:	Y	Y
42	21 INCHES OR MORE HIGH DEFINITION LCD COLOR MONITOR WITH	Y	Y
43	RESOLUTION 1600 X 900.	Y	Y
44	4-ACTIVE TRANSDUCER CONNECTOR MINIMUM FOR TRANSTHURASIC.	Y	Y
45	DVD/CD DRIVE FOR IMAGE STORAGE TO BE BUILT-IN TO THE SYSTEM.	Y	Y
46	705GB OR MORE HARD DISK DRIVE TO BE BUILT-IN TO THE SYSTEM.	Y	Y
47	TOUCH COMMAND SCREEN CONTROL 10-INCHES OR MORE.	Y	Y
48	DICOM MEDIA STORAGE.	Y	Y
49	7) STANDARD PROBES :	Y	Y
50	2 TO 4 MHZ MULTIFREQUENCY PHASED ARRAY SECTOR PROBE WITH	Y	Y
51	3-THI FREQUENCIES FOR ADULTS.	Y	Y
52	4 TO 6MHZ MULTIFREQUENCY PHASED ARRAY SECTOR PROBE WITH	Y	Y
53	3-THI FREQUENCY FOR PEDIATRICS.	Y	Y
54	5 TO 18 MHZ MULTIFREQUENCY LINEAR PROBE WITH 3-THI FREQUENCY	Y	Y

55	FOR B, M, B/M, PW AND COLOR MODES.		Y	Y
56	8) TISSUE DOPPLER IMAGING MODE WITH PULSE WAVE TDI.		Y	Y
57	9) TISSUE HARMONIC IMAGING WITHOUT CONTRAST WITH THREE HARMONIC FREQUENCIES.		Y	Y
58	10) TISSUE HARMONIC IMAGING TO ENHANCE EFFECTIVE WIDE BAND FREQUENCY RANGE TO PROVIDE SIMULTANEOUSLY SPATIAL RESOLUTION, CONTRAST RESOLUTION AND INCREASED PENETRATION USING TWO TRANSMISSION PULSES AT DIFFERENT FREQUENCIES SIMULTANEOUSLY AND RECEPTION AT HARMONIC AS WELL AS DIFFERENTIAL COMPONENT.		Y	Y
59	11) AUTO IMAGE OPTIMIZATION/QUICK SCAN IMAGING FOR AUTOMATIC STC / GAIN AND DOPPLER SPECTRUM ADJUSTMENT WITH OPTIMAL IMAGE QUALITY BY USING ONE TOUCH OPERATION.		Y	Y
60	12) COLOR B-FLOW / DYNAMIC FLOW IMAGING / MICRO CPA / E-FLOW WITH DOPPLER SPECTRUM.		Y	Y
61	13) TRAPEZOID IMAGING.		Y	Y
62	14) SONO CT/COMPOUND/APLIPURE IMAGING FOR BOTH FREQUENCY COMPOUNDING AND SPATIAL COMPOUNDING IN B/W AND COLOR MODE.		Y	Y
63	15) TISSUE ENHANCEMENT /PRECISION IMAGING TO ENHANCE B-MODE IMAGING, DETAILED IN LAYERS AND BOUNDARIES AND SHARPENED OUTLINES OF THE LESIONS AND REDUCE CLUTTERING.		Y	Y
64	16) MYOCARDIAL PERFORMANCE INDEX FOR THE ASSESSMENT OF BOTH DIASTOLIC AND SYSTOLIC CARDIAC FUNCTIONS, FOR CHILDREN CONGENITAL HEART DISEASE.		Y	Y
65	17) STRESS ECHO SYSTEM.		Y	Y
66	18) TISSUE STRAIN IMAGING WITH 2D STRAIN AND 2D DISPLACEMENT BASED ON 2D SPECKLE TRACKING , TDI WITH PULSE WAVE TDI, STRAIN RATE, RATE OF CHANGE WITH TIME AS GRAPH, RADIAL STRAIN, TRANSVERSE, 2D LONGITUDINAL, AND CIRCUMFERENCE STRAIN , CALCULATION ALL SHOULD BE PROVIDED, SPECKLE TRACKING IN 2D IMAGING FOR CRT. 2D SPECKLE TRACKING WITH 6 SEGMENTAL STRAIN, RADIAL STRAIN TO EVALUATE MUSCLE THICKING OF HEART FOR DYSSYNCHRONY HEART MUSCLES ALONGWITH POLAR MAP AND GRAPHIC DISPLAY.		Y	Y
67	19) CONTRAST HARMONIC IMAGING		Y	Y
68	20) 3 D WALL MOTION TRACKING		Y	Y
69	21) OFF LINE WORKSTATION FOR REVIEW.		Y	Y
70	22) B/W THERMAL PRINTER.		Y	Y
71	23) COMPATIBLE UPS		Y	Y
72	MUST QUOTE THE FOLLOWING PROBES SEPARATELY:		Y	Y
73	- MULTI-FREQUENCY TEE PROBE FOR ADULT STUDIES.		Y	Y
74	- MULTI-FREQUENCY TEE PROBE FOR PEADS STUDIES.		Y	Y
75	- 5-9 MHz MULTI-FREQUENCY SECTOR PROBE FOR NEONATES		Y	Y

76	SHEAR WAVE ELASTOGRAPHY	Y	Y
77	FUSION IMAGING OF CT / MRI 3D VOLUME DATA TO SYNCHRONIZE WITH ULTRASOUND IMAGING. COMPLETE WITH HARDWARE / NEEDLE NAVIGATION WITH TRACKING SYSTEM & SOFTWARE UPGRADABLE.	Y	Y
	Qualified / Disqualified	QUALIFIED	QUALIFIED

[Signature]
 Dr. Richard H. Hoff, D.D.M.D.
 Director, Medical College of Georgia
 School of Dentistry

[Signature]

PROF. DR. A. ARMANI, D.D.M.D.
 Director, School of Dentistry
 Medical College of Georgia
 School of Dentistry

[Signature]
 PROF. DR. K. HANNAH, D.D.M.D.
 Director, School of Dentistry
 Medical College of Georgia
 School of Dentistry

Peoples Medical College **Hospital Nawabshah** - Shaheed Benazirabad
 Technical Evaluation Of Bids-2017-2018
Item No: 24 ICU BEDS ELECTRIC

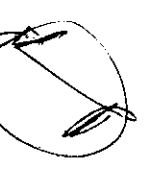
S.No	Tender Specification As Per Tender USA/EUROPE/JAPAN/UK, FDA/CE/JIS OR EQUIVALENT	1		2	
		UNIVERSAL ENTERPRISES LKL ADVANCE/BA-6000/MALASIYA	CE	PARAMOUNT/JAPAN	MEDQUIPS
	Make / Model / Origin		CE		
	Certificate:		N		Y
1	04-Motorized Electric Bed,		Y		Y
2	Should have positions (Back Raise, Knee Raise, Hi-Low Adjustment, Trendelenburg, Reverse Trendelenburg and Cardiac Chair Position) with X-ray radiolucent backrest		N		Y
3	Movements:		Y		Y
4	Stress saver raise		N		Y
5	(Back raise to reduce stress on patient's body)		Y		Y
6	Back Raise 0-70°		N		Y
7	Knee raise 0-25°		N		Y
8	Hi-low adjustment from 350mm to 700mm (Mattress base)		Y		Y
9	Trendelenburg/Reverse Trendelenburg position 0 +12°		Y		Y
10	One button cardiac chair position		Y		Y
11	Controls:				Y
12	Should have Integrated (Built in side-rail) or separate handheldController to perform the various bed positions.		N		Y
13	CPR Function:		Y		Y
14	Should have both electric CPR function and Manual CPR function.		Y		Y
15	Battery:				Y
16	Should have Battery with low battery indicator. (Optional)		Y		Y
17	Side Rails:				Y
18	Should have side rail meeting safety standard of IEC 60601-2-52.		Y		Y
19	Should Have Anti-tampering Lock feature.(Prevents patient from falling over when patient is attempting to lower the side rail by himself while laying on bed)		Y		Y
20	Should have Flexi Grip (grip on siderail to help patient to stand up more easier)		N		Y
21	Should be slide down with Gas Spring shock absorber		N		Y
22	Mattress Base:				Y
23	Made of steel				Y

24	Seamless smooth surface for easy and quick cleaning.			Y
25	Low Bed Height:		N	Y
26	Should have lowest bed height to 350 mm. (Allows patient to place his heels firmly on the floor)			Y
27	Should have Bed height light indicator. (To indicate its lowest height position)		Y	Y
28	Angle Indicator:			Y
29	Should have angle indicator for back section at both sides. (The 30 degree marked out to assist in ventilator-associated Pneumonia and for other medical assistance)		Y	Y
30	Head/Foot Board:			Y
31	Should be secured to prevent accidental removal.		Y	Y
32	Roller Bumpers:			Y
33	Roller bumpers at each corner of bed.		Y	Y
34	IV Pole:			Y
35	Should have four adjustable hooks with height adjustment.		Y	Y
36	Should have facility to place the IV pole on each side of bed for urine and drainage bags etc.		Y	Y
37	Locking System:			Y
38	Should have total lock system with central pedal, and with see-saw pedal and three positions of "Free", "Lock" and "Steer".		Y	Y
39	Castor:			Y
40	Should have 125 mm single wheel castor		Y	Y
41	Bed Dimensions should be:			Y
42	Bed Length 2200mm without extension.		Y	Y
43	Bed Width 990mm		Y	Y
44	Total height 755 mm to 1105 mm		N	Y
45	Mattress Base Height 350 mm to 700 mm			Y
46	Mattress:			Y
47	Size: W: 860mm L: 2000mm		N	Y
48	Mattress Cover should be:			Y
49	MRSA anti-bacterial treated.		N	Y
50	Water proof surface and Flame retardant.		N	Y
51	Material: Cover Polyester/padding urethane foam.		Y	Y
52	Mattress must be manufactured by same company manufacturing beds.		Y	Y
53	Safe working load 230 KG.		Y	Y
54	Additional Accessories:		Y	Y

Peoples Medical College Hospital Nawabshah - Shaheed Benazirabad
 Technical Evaluation Of Bids-2017-2018

Item No: 25 THERAPEUTIC HYSTEROSCOPE

S.No	Tender Specification As Per Tender USA/EUROPE/JAPAN/UK, FDA/CE/JIS OR EQUIVALENT	1		2		3	
		ALLMED SOLUTION	ENDO KARE	POPULAR INTERNATIONAL	VERIZONE	COVIDIUN/TRUE COLOR/GERMANY	CE
	Make / Model / Origin	KARLZ STORZ /GERMANY	OLYMPUS JAPAN	WOLF/GERMANY	RICHARD WOLF/GERMANY	CE	CE
	Certificate:	CE	CE	CE	CE	CE	CE
1	Specs	Y	Y	Y	Y	Y	Y
2	Telescope 300	Y	Y	Y	Y	Y	Y
3	Size 4mm	Y	Y	Y	Y	Y	Y
4	With working channel for semirigid 5 Fr. Operating instruments,	Y	Y	Y	Y	Y	Y
5	With suction and irrigation valves for single or continuous-flow	Y	Y	Y	Y	Y	Y
6	Long handle	Y	Y	Y	Y	Y	Y
7	OUTER SHEETH	Y	Y	Y	Y	Y	Y
8	2 x suction and irrigation valve	Y	Y	Y	Y	Y	Y
9	Monobloc adaptor	Y	Y	Y	Y	Y	Y
10	Sealing cap, "Endoscopic set"	Y	Y	Y	Y	Y	Y
11	For working channel package of 10	Y	Y	Y	Y	Y	Y
12	2 x valve seat adaptor	Y	Y	Y	Y	Y	Y
13	Assembly Aid	Y	Y	Y	Y	Y	Y
14	TELEPACK Specs	Y	Y	Y	Y	Y	Y
15	All in one unit allows performance of high quality output	Y	Y	Y	Y	Y	Y
16	15" screen monitor with LED backlight similar to XENON technology	Y	Y	Y	Y	Y	Y
17	Six USB Ports	Y	Y	Y	Y	Y	Y
18	1 SD card slot	Y	Y	Y	Y	Y	Y
19	Direct print output	Y	Y	Y	Y	Y	Y
20	Color system PAL/NTSC	Y	Y	Y	Y	Y	Y
21	Power supply 100-220VAC	Y	Y	Y	Y	Y	Y
22	USB silicon keyboard with touchpad	Y	Y	Y	Y	Y	Y
23	USB flash drive 32gb	Y	Y	Y	Y	Y	Y
24	Additional Accessories quote separately	Y	Y	Y	Y	Y	Y
	Qualified / Disqualified	QUALIFIED	QUALIFIED	QUALIFIED	QUALIFIED	QUALIFIED	QUALIFIED


 Dr. Khalid
 Head of Department of Endoscopy
 Peoples Medical College Hospital
 Nawabshah, Shaheed Benazirabad


 Dr. Muhammad Hanif
 Additional Medical Superintendent
 Peoples Medical College Hospital
 Nawabshah, Shaheed Benazirabad


 PEOPLES MEDICAL COLLEGE HOSPITAL
 NAWABSHAH, SHAHEED BENAZIR ABAD

Peoples Medical College Hospital Nawabshah - Shaheed Benazirabad
 Technical Evaluation Of Bids-2017-2018

Item No: 27 FLUOROSCOPE C ARM SYSTEM

S.No	Tender Specification As Per Tender	1	
		USA/EUROPE/JAPAN/UK, FDA/CE/JIS OR EQUIVALENT	MEDEQUIPS
	Make / Model / Origin	TOSHIBA/JAPAN	
	Certificate:	CE & JIS	
1	Xray Generator	Y	
2	Out Put Power 12 KW or more	Y	
3	Inverter frequency Up to 40 kHz	Y	
4	Automatic brightness control system	Y	
5	KV range (radiography & Flourscopy) 40 to 120 kV 1-kV steps	Y	
6	MA range (radiographic) 20 mA, 120 mA	Y	
7	mAs range: Up to 250 mAs	Y	
8	Fluoroscopy :	Y	
9	Continuations mode: 0.2-5mA	Y	
10	Boost mA: 0.5-10mA	Y	
11	X-ray Tube	Y	
12	Rotating Anode	Y	
13	Maximum X-ray tube voltage kV 125 kV	Y	
14	Focal spot 0.3/0.6 or better	Y	
15	Anode heat storage capacity not less than 300 kHU	Y	
16	Target angle 10°	Y	
17	C-arm	Y	
18	SID 90 Cm or better	Y	
19	Orbital rotation should have 90°/45°	Y	
20	Horizontal travel 20 cm or more	Y	
21	Vertical travel 45 cm or more	Y	
22	Swinging ±12° or better	Y	
23	C-arm rotation ±200° or better	Y	
24	DICOM Send to PACS (DICOM 3.0) and CD-BURN and DICOM CINE to be provided	Y	
25	LH Image Rotation 100 Frame or better	Y	
26	Image study Store 30000 or more	Y	

27	Should be able to perform Digital subtraction angiography with road map facility	Y
28	Frame rate 1 to 30 frames/s or more	Y
29	Output: DICOM	Y
30	Anatomical programming	Y
31	Image Intensifier (I.I.)	Y
32	Input field size: 215/160/120 mm or similar	Y
33	Central resolution: 50 lp/cm or better	Y
34	Laser Guide	Y
35	Cassette Holder	Y
36	X-ray Grid	Y
37	Grid : 103line/inch or better	Y
38	TV Camera	Y
39	Resolution: 1024 X 1024 or more	Y
40	A/D-Conversion: 14 bit or more	Y
41	Should be able to LIH Image rotation	Y
42	Image inversion should have both direction Horizontal and Vertical	Y
43	LCD Monitor	Y
44	Screen size: 19" diagonal	Y
45	Pixels: 1280 x 1024	Y
46	Units to be mounted on the cart	Y
47	Two LCD monitors	Y
48	Lead Apron Qty 06	Y
	Qualified / Disqualified	QUALIFIED

(Handwritten signature)

Dr. Muhammad Hanif Bhangwar
 Additional Medical Surgeon-in-Chief
 Additional Medical College Hospital
 Feroz Khan Noon Road, Lahore

(Handwritten signature)


Dr. M. A. M. Khan
 Director General
 National Institute of Health
 H-8, Jinnah Road, Islamabad

PROF. DR. ALI ANSAR CIVIL
 Director General
 National Institute of Health
 H-8, Jinnah Road, Islamabad


Peoples Medical College Hospital Nawabshah - Shaheed Benazirabad
Technical Evaluation Of Bids-2017-2018

Item No: 28 SPIROMETER

S.No	Tender Specification As Per Tender	1
	USA/EUROPE/JAPAN/UK, FDA/CE/IIIS OR EQUIVALENT	PLATINUM CORPORATION
	Make / Model / Origin	PROGETTI/PG SPIRO/ ITALY
	Certificate:	CE
1	Flow/volume sensor Bi-directional turbine	Y
2	Temperature sensor semiconductor (0-45°C)	Y
3	Method of detection Infra-red interruption	Y
4	Maximum volume measured 10 L	Y
5	Flow rate +/- 16 L/s	Y
6	Volume accuracy +/- 3% or 50 ml	Y
7	Flow accuracy +/- 5% or 200 ml/s	Y
8	Dynamic resistance at 12 L/s <0.5 cmH2O/L/s	Y
10	OXIMETER SPECIFICATION	Y
12	Method of detection Red and infra-red light absorption	Y
13	Measuring range of %SpO2 0 – 99% (with 1% increments)	Y
14	Resolution of SpO2 1%	Y
15	Accuracy of %SpO2 +/- 2% between 70-99% SpO2	Y
16	Number of beats for calculating the median SpO2 % 8 beats	Y
17	Pulse rate measuring range 18 – 300 BPM	Y
18	Resolution of pulse rate 1 BPM	Y
19	Pulse rate accuracy +/- 2 BPM or 2% of highest value	Y
20	Interval for calculating median pulse rate 8 seconds	Y
21	Signal quality 0 - 8 display segments	Y
	Qualified / Disqualified	QUALIFIED



 Dr. KHAN KHANMAD KHANQAH
 Head of Department of Ophthalmology
 Peoples Medical College Hospital (P.M.C.H.)
 Nawabshah-71100, Sindh, Pakistan



 Mr. Muhammad Hanif Jhangral
 Additional Medical College Head
 Peoples Medical College Hospital
 Nawabshah-71100, Sindh, Pakistan

PROF. DR. ALI AKBAR SHAIKH
 Head of Department of Health Services
 Peoples Medical College Hospital
 Nawabshah-71100, Sindh, Pakistan

Peoples Medical College Hospital Nawabshah - Shaheed Benazirabad
 Technical Evaluation Of Bids-2017-2018
Item No:29 ULTRASOUND MACHINE

S.No	Tender Specification As Per Tender	1	2	3
	USA/EUROPE/JAPAN/UK, FDA/CE/IIIS OR EQUIVALENT	KHALID CORPORATION	PLATINUM CORPORATION	MEDEQUIPS
	Make / Model / Origin	MY LAB SIX CRYSTALLINE	PROGETTI/PG SCAN EXPERT /ITALY	TOSHIBA/APLIO300/JAPAN
	Certificate:	NOT FOUND	CE	FDA AND CE
1	General Specification	NO BROCHURE	Y	Y
2	Main Applications: general applications, abdomen, OB, GYN, peripheral	AND	Y	Y
3	vessel, small part, musculoskeletal system, urology, rectal, vaginal, pediatrics,	AUTHORITY	Y	Y
4	cardiac and interventional ultrasound applications, support quantitative	LETTER FOUND	Y	Y
5	analysis.	IN TECHNICAL	Y	Y
6	Monitor: LCD 19" high resolution non-interlaced monitor, special for medical	BID.	Y	Y
7	imaging, support up and down, left and right rotation, LCD 10.4" touchscreen	MANUFACTURE	Y	Y
8	(optional 15" monitor)	R NAME ALSO	Y	Y
10	Probe Connectors: 4, all activated, automatic recognition.	NOT FOUND	Y	Y
12	Power: AC 220V±10%, 50Hz±1Hz		Y	Y
13	Mean Features		Y	Y
14	Beam Processing: full-digital Beam Former, more than 1536 digital processing		Y	Y
15	channels, Continuous Dynamic Focus, Real-time Dynamic Aperture, Dynamic		Y	Y
16	Beam Apodization, Dynamic filtering.		Y	Y
17	Gray Scale: imaging Digital Two-dimensional Gray Scale Imaging Unit		Y	Y
18	Spectral: Digital Spectral Doppler Display and Analytic Unit		Y	Y
19	Color Doppler Imaging: Digital Color Doppler Imaging Unit, including CFM,		Y	Y
20	CDE, Dir. CDE, pulsed Wave Doppler, Continuous Wave Doppler.		Y	Y
21	Doppler Measurement: manual, automatic, quantitative, semi-quantitative		Y	Y
22	calculation, automatic and real-time Doppler spectral envelop.		Y	Y
23	2D Deflection: left/right deflection imaging (linear probe), deflection angle:		Y	Y
24	-20° +20°, multi-level adjustable.		Y	Y
25	Real-time Contrast of imaging of 2D and color Doppler: real-time contrast		Y	Y
26	and observation of two dimensional image and color doppler image.		Y	Y
27	Harmonic Imaging: Digital Harmonic Imaging, Turning (one button optimizing)		Y	Y

62	Measurable velocity $\geq 8\text{m/s}$, Min. Measurable Velocity $\leq 2\text{mm/s}$ (Non-noise	Y	Y
63	signal.	Y	Y
64	Display Mode: B/D, M/D, D, B/CFM/D	Y	Y
65	Sampling Width: 1mm - 25mm	Y	Y
66	Display Control: reverse display (left/right, up/down), Baseline adjustable up	Y	Y
67	and down, D Extension, B/D Extension, partial magnification.	Y	Y
68	Color Doppler	Y	Y
69	Display Mode: speed, Energy, Speed+Direction, B/CFM B/CFM/PW	Y	Y
70	B/CFM/M B/CFM/CW	Y	Y
71	Display Angle: $\geq 85^\circ$	Y	Y
72	Frame Rate: detectable depth 24cm, full angle, Max 200frame/s	Y	Y
73	Display Control: baseline adjustable in 16 levels, B/CFM contrast.	Y	Y
74	Others	Y	Y
75	Cineloop: image retrieval, cineloop playback ≥ 1536 frames, playback time	Y	Y
76	$\geq 100\text{s}$.	Y	Y
77	RTDT: Real-time dynamic transfer of images and videos.	Y	Y
78	SVVR: Super volume video recording up to 1 hr.	Y	Y
79	Archiving and Record: Management System $\geq 250\text{GHDD}$, DVD-RW, USB Disk	Y	Y
80	storage, Built-in ultrasound workstation system (create, store, modify, inquire	Y	Y
81	and print the patient report., which also has expert thesaurus, report templates,	Y	Y
82	etc. Display, store and play image or cine.	Y	Y
83	Bodymark: ≥ 95 types, with probe location	Y	Y
84	Acoustic Power: ≥ 32 levels adjustable	Y	Y
85	Interface: different languages (English, French), Hospital Name, Patient ID,	Y	Y
86	Name, Gender, Age, Date, Time, Probe Model, Probe Frequency, Focus, Gain,	Y	Y
87	Depth.	Y	Y
88	Data Communication: DICOM3.0, Dual USB2.0, DVD-RW	Y	Y
89	Signal Input and output: AV, S-video, RGB, USB digital signal, VGA, ECG,	Y	Y
90	RS-232. Support PAL, NTSC video standard. Support nearly all printers,	Y	Y
91	including laser printer, digital video printer, analog video printer.	Y	Y
92	Software: powerful Measurement Software Package, Integrated Ultrasound	Y	Y
93	Workstation, Specialized Software for 3D/4D	Y	Y
		DISQUALIFIED	QUALIFIED
		DISQUALIFIED	QUALIFIED

PROF. DR. ALI AYDIN
 ULTRASONİK
 UZMANI
 ULTRASONİK
 UZMANI
 ULTRASONİK
 UZMANI

Head of Department of Radiology
 Dr. Ali Aydın
 A Additional Medical Center
 A Additional Medical Center
 A Additional Medical Center

Head of Department of Radiology
 Dr. Ali Aydın
 A Additional Medical Center
 A Additional Medical Center
 A Additional Medical Center

Head of Department of Radiology
 Dr. Ali Aydın
 A Additional Medical Center
 A Additional Medical Center
 A Additional Medical Center

Peoples Medical College Hospital Nawabshah - Shaheed Benazirabad
Technical Evaluation Of Bids-2017-2018

Item No: 30 VENTILATORS FOR INTENSIVE CARE UNIT

S.No	Tender Specification As Per Tender USA/EUROPE/JAPAN/UK, FDA/CE/JIS OR EQUIVALENT	1		2	
		NOOR INTERNATIONAL	LAB LINK ENTERPRISES	HAMILTON/C3/ SWITZERLAND	EVENT MEDICAL/3E/USA
	Make / Model / Origin				
	Certificate:			CE	CE/FDA
1	a) ICU Ventilator for Medical ICU with advance servo controlled.	Y		Y	Y
2	b) Suitable for Adult and Pediatric patients.	Y		Y	Y
3	c) Invasive and non-invasive technology.	Y		Y	Y
4	d) 12 inch or more touch screen display with internal turbine system	Y		Y	Y
5	e) Turbine life should not be less than 10,000 hours.	Y		Y	Y
6	f) Battery backup support for 120 minutes or more.	Y		Y	Y
7	g) Should have real time monitoring.	Y		Y	Y
8	h) Modes of Ventilation: Assisted Control Mandatory Ventilation (CMV).	Y		Y	Y
10	i) Synchronized Intermittent Mandatory Ventilation (SIMV)	Y		Y	Y
12	j) Spontaneous Ventilation.	Y		Y	Y
13	k) Body Weight Calculator for set the tidal volume and other ventilator parameters.	Y		Y	Y
14	l) Volume-controlled.	Y		Y	Y
15	m) Pressure-controlled.	Y		Y	Y
16	n) Volume Targeted Pressure-controlled	Y		Y	Y
17	o) Dual Level PEEP (SPAP)	Y		Y	Y
18	p) Auto Control	Y		Y	Y
19	q) Apnea back-up ventilation.	Y		Y	Y
20	r) Active Exhalation Valve	Y		Y	Y
21	s) Automatic Leak Compensation (up to 60 Lpm or more).	Y		Y	Y
22	t) Auto set alarm feature up to 1000 or more Event log.	Y		Y	Y
23	u) Tidal volume: 5 ~ 2000 ml or better.	Y		Y	Y
24	v) Respiratory rate: 1 ~ 120 bpm or better.	Y		Y	Y
25	w) Pressure control: 10 ~ 80 cmH 2 O or better.	Y		Y	Y
26	x) Pressure support: 0 ~ 80 cmH 2 O or better.	Y		Y	Y

27	y) Peak flow: 1 ~ 120 lpm or better.		Y	Y
28	z) Inspiratory Time: 0.2 ~ 8 sec or better.		Y	Y
29	aa) Oxygen concentration: 21 ~ 100%		Y	Y
30	bb) Display parameter: Delivered oxygen concentrations 21 - 100%.		Y	Y
31	cc) Trend Data up to 72 hours or more		Y	Y
32	dd) More than 35 monitoring parameters.		Y	Y
33	ee) Real Time Graphics, Volume vs Time, Pressure vs Time, Flow vs Time, Flow Volume Loops,		Y	Y
34	Pressure Volume Loops.		Y	Y
35	ff) Humidification Selection (HME, Humidifier, and None)		Y	Y
36	gg) To be supplied with all standard accessories.		Y	Y
37	Must be FDA 510k Approved and CE Certified.		Y	Y
		Qualified / Disqualified	QUALIFIED	QUALIFIED

Dr. Khalid M. Al...

Dr. Muhammad Hanif Khan
 Head of Department of Ophthalmology
 National Medical College Hospital

Dr. Dr. Iqbal Ahmad Nazeem
 M.B.S., M.C.P.S., F.C.P.S.
 Head of Department of Ophthalmology
 National Medical College Hospital

Prof. Dr. Ali Akbar Syed
 M.D., M.C.P.S., F.C.P.S.
 Head of Department of Ophthalmology
 National Medical College Hospital

Peoples Medical College Hospital Nawabshah - Shaheed Benazirabad
 Technical Evaluation Of Bids-2017-2018
Item No: 31 B/W ULTRASOUND MACHINE

S.No	Tender Specification As Per Tender	1		2	
		USA/EUROPE/JAPAN/UK, FDA/CE/JIS OR EQUIVALENT	KHALID CORPORATION	BIOS	SONOSCAPE/A6/CHINA
	Make / Model / Origin				
	Certificate:				
1	Full digital HCU B/W system.		Y		Y
2	Display: 12" or more anti-grade LCD monitor.		Y		Y
3	Unique user-friendly design.		Y		Y
4	Two active transducer connectors or more.		Y		Y
5	View of practical and stable capabilities.		Y		Y
6	Support all application usage, which could satisfy various daily diagnoses, such as		Y		Y
7	abdominal, OB/GYN, small parts and so on.		Y		Y
8	THI technology with Five Variable Frequency.		Y		Y
10	Intuitive operation with M-Tuning one-key image optimization.		Y		Y
12	Clip-board function for quick patient image capture and review.		Y		Y
13	Application fields: General practice, OB/GYN, Vascular, Urology, Anesthesia,		Y		Y
14	Emergency, ICU, Physiotherapy, MSK, Pediatric, etc.		Y		Y
15	Full patient database Solutions: DVD, USB storage, PDF report, AVI/JPEG,		Y		Y
16	DICOM3.0, etc.		N		Y
17	Battery: Built-in high capacity Li-ion battery.		N		Y
18	Power supply: 100-220 VAC, 50-60Hz.				Y
19	Convex Probe: Frequency: 2.0MHz to 6.0 MHz or better.		N		Y
20	Manufacturers from other countries will be accepted having FDA 510k and CE certifications				Y
	Qualified / Disqualified		DISQUALIFIED		QUALIFIED

Dr. Muhammad Hafeez Khan
 Head of Department of Ultrasonology
 Peoples Medical College Hospital Nawabshah
 P.M.C.H.S. W. Nawabshah (Sd) District
 District Hospital Nawabshah

(Signature)

PROF. DR. ALI AKRAB SHAIK
 Director of Quality Control
 Peoples Medical College Hospital Nawabshah
 P.M.C.H.S. W. Nawabshah (Sd) District
 District Hospital Nawabshah

Peoples Medical College Hospital Nawabshah - Shaheed Benazirabad
Technical Evaluation Of Bids-2017-2018

Item No: 32 LAPTOP COLOR DOPPLER ULTRASOUND MACHINE

S.No	Tender Specification As Per Tender	1	2	3
	USA/EUROPE/JAPAN/UK, FDA/CE/JIS OR EQUIVALENT	KHALID CORPORATION	MEDEQUIPS	BIOS
	Make / Model / Origin	MYLAB GAMMA	TOSHIBA/VAMIO C100/ JAPAN	SOMOSCAPE /X5/CHINA
	Certificate:	NOT FOUND		FDA 510k/CE
1	LAPTOP COLOR DOPPLER ULTRASOUND	AUTHORITY LETTER,	Y	Y
2	a) 15" or more high resolution LED.	MANUFACTURER,	Y	Y
3	b) Ergonomic design with anti-glare, 180 degree opening angle screen.	COUNTRY OF ORIGIN	Y	Y
4	c) One Button automatic image optimization	AND BROCHURE NOT	Y	Y
5	d) Large image display region	FOUND FOR	Y	Y
6	e) Anti-reflective screen and auto brightness adjustment	EVALUATION OF BID.	Y	Y
7	f) User-defined Operations		Y	Y
8	g) Compact design and light weight 6 kg or less.		Y	Y
10	h) Standard Connection Interface: DICOM 3.0, 2 USB ports, HDMI S-Video and		Y	Y
12	Extender port.		Y	Y
13	i) Built-in Battery for 1.5 hours of scanning or better.		Y	Y
14	j) Wi-Fi and Bluetooth wireless connection		Y	Y
15	k) 1 Active Probe connector.		Y	Y
16	l) Quick boot up: 25s or less.		Y	Y
17	m) Enhanced accuracy due to high sensitive Doppler detection for low flow vessels.		Y	Y
18	n) Needle enhancement feature for easy nerve blocking procedures.		Y	Y
19	o) Multi-beam probe for optimized needle visualization without losing the target		Y	Y
20	nerves and vessels.		Y	Y
21	p) New generation digital front-end technology.		Y	Y
22	q) Frequency Compound Imaging.		Y	Y
23	r) Spatial Compound Imaging.		Y	Y
24	s) Speckle reduction image processing technology.		Y	Y

Peoples Medical College Hospital Nawabshah - Shaheed Benazirabad
Technical Evaluation Of Bids-2017-2018

Item No: 33 RADIOGRAPHY SYSTEM WITH DR

S.No	Tender Specification As Per Tender	1		2	
		USA/EUROPE/JAPAN/UK, FDA/CE/JIS OR EQUIVALENT	MEDEQUIPS	BIOS	
	Make / Model / Origin	TOSHIBA/RADREX	MRAD A50S/G6/JAPAN	STEPHANIX/FRANCE	
	Certificate:	CE/FDA		CE	
1	1. System combination	Y		Y	
2	a) 50 kW or more High frequency X-Ray Generator.	Y		Y	
3	b) 4 ways floating top table with fixed height	Y		Y	
4	c) Floor mounted tube column stand	Y		Y	
5	d) Manual collimator	Y		Y	
6	e) 200KHU X-ray tube	Y		Y	
7	f) Wall chest bucky stand	Y		Y	
8	g) Pair of HT cables 10m or more.	Y		Y	
10	h) Flat Panel Detector for Table Bucky	Y		Y	
12	i) Flat Panel Detector for Chest Bucky	Y		Y	
13	A. X-Ray Generator	Y		Y	
14	a) High frequency, microprocessor control x-ray generator	Y		Y	
15	b) Frequency 20KHz or more.	Y		Y	
16	c) Radiographic KVP 40~150kVp with in one KV step.	Y		Y	
17	d) Radiographic mA 10~600Ma or better.	Y		Y	
18	e) mAs range: 0.5~500mAs	Y		Y	
19	f) Exposure time: 1 ms ~ 6s or more.	Y		Y	
20	g) kVp and mAs selection. 3 point kVp, mA & time selection.	Y		Y	
21	h) 400 or more Anatomical program.	Y		Y	
22	i) Three phase, 380-400V x-ray generator.	Y		Y	
23	B. 4 Ways Floating Top Table	Y		Y	
24	a) Electromagnetic brakes	Y		Y	
25	b) Longitudinal travel of table top: 900mm or more Lateral/transfer travel travel of table	Y		Y	
26	220mm or more.	Y		Y	
27	c) Longitudinal travel of bucky: 510mm or more	Y		Y	


28	d) Moving grid		Y	Y
29	e) Grid ratio 40 l/sec, 12:1		Y	Y
30	C. Floor Mounted Tube Column Stand		Y	Y
31	a) Tube support balancing System with counterweights and Electromagnetic brakes.		Y	Y
32	b) Control panel with push button to control vertical, longitudinal and transverse travel		Y	Y
33	c) Rotation of tube – collimator assembly +/-180°		Y	Y
34	d) Longitudinal travel 1450mm or more		Y	Y
35	e) Vertical travel : 400-1900mm		Y	Y
36	f) Later/transfer travel 300mm or better		Y	Y
37	D. Manual Collimator		Y	Y
38	a) Multi leaf Manual collimator.		Y	Y
39	b) LED light indicator for alignment with bucky.		Y	Y
40	E. X-Ray Tube		Y	Y
41	a) Dual focus x-ray tube		Y	Y
42	b) Small focus 0.6mm		Y	Y
43	c) Large focus 1.2mm		Y	Y
44	d) Rotating anode		Y	Y
45	e) Maximum tube voltage 150kVP		Y	Y
46	f) Anode heat storage capacity 200KHU		Y	Y
47	F. Wall Chest Bucky Stand		Y	Y
48	a) Chest bucky stand with the cassettes formats maximum up to 35x43cm		Y	Y
49	b) Vertical travel 1500mm or better.		Y	Y
50	c) Moving grid: 12:1 ratio.		Y	Y
51	G. Pair of HT Cables 10m or more.		Y	Y
52	H. Flat Panel Detector (2 nos.)		Y	Y
53	a) Flat Panel Detector, 43x43		Y	Y
54	b) Cesium Iodide (CsI) with amorphous silicon		Y	Y
55	c) Pixel Pitch: 148µm or better		Y	Y
56	d) Active Pixels: 2648 (v) x 2984 (h) or better		Y	Y
57	e) Detective Quantum Efficiency (DQE): more than 70%		Y	Y
58	f) A/D Conversion: 14 bits		Y	Y
59	I. Complete with workstation and viewing software		Y	Y
60	a) Processor : Intel i5-4590 or equivalent		Y	Y
61	b) Memory : 4GB or more		Y	Y


Peoples Medical College Hospital Nawabshah - Shaheed Benazirabad
 Technical Evaluation Of Bids-2017-2018
Item No: 34 FLUOROSCOPY / RADIOGRAPHY MACHINE 800MA


S.No	Tender Specification As Per Tender	1
	USA/EUROPE/JAPAN/UK, FDA/CE/JIS OR EQUIVALENT	
	Make / Model / Origin	
	Certificate:	
1	Three phase 380 volts complete set with all standard accessories for its installation and	
2	commissioning	
3	Generator Specification	
4	a) Microprocessor controlled generator with touch screen.	
5	b) Output Power: 80 kW or more	
6	c) anatomical protocols preset 500 or more with programmable parameters	
7	Radiography parameters:	
8	a) kV range should be from 40 to 150 kV @ 1 kV step.	
9	b) Tube Current range should be 10 to 800 mA or more	
10	c) Exposure Time should be from 1 ms to 10 s or better.	
11	d) mAs range should be from 0.1 to 500 mAs	
12	Fluoroscopy parameters:	
13	a) kV range should be from 40 to 120 kV @ 1 kV step.	
14	b) Continues mA range should be from 0.5 to 5 mA (low dose) and up to 8 mA (higher	
15	dose) with auto fluoro.	
16	c) Timer: 5 mins	
17	Remote Controlled Table	
18	Remote controlled table should be three components:	
19	a) The remote controlled with flat tabletop to facilitate patient transfer, with integrated secondary	
20	control console for the table movements and collimator light control	
21	b) The control cabinet of the table.	
22	c) The main control console with all functions of the table.	
23	Patient support	
24	a) Flat tabletop of 240 x 80 cm (66 cm radio-transparency) with rails for accessories.	
25	b) Large width of the tabletop for convenient patient transfer and easy centering for bariatric	
26	patient.	
27	c) Motorized lateral movements of +/- 15 cm at 4 cm /s	
		NO BIDDER PARTICIPATED

28	d) Longitudinal movement of table top: +/-50cm at 4cm/s
29	e) Tilting of + 90° / - 15°
30	f) Tilting speed: 4°/sec.
31	g) Anti-collision safety set by internal computer
32	h) Footstand for control console
33	i) Motorized longitudinal movements of 140 cm at 10 cm /s
34	j) Total patient coverage of 180 cm or more
35	k) Cassettes size should be from 18 x 24 cm to 35 x 43 cm
36	l) Automatic format detection 1 – 2 – 3 – 4 division
37	m) Moving carbon grid R 12/1 focus at 125 cm
38	n) Image Intensifier allowed of 9", 12" or 16"
39	o) Change fluorography: 1.5 s
40	Column support
41	a) Light beam should be halogen bulb 100W.
42	b) In automatic mode, collimator is controlled by the cassette size or the selected Image Intensifier size.
43	
44	c) In manual mode, collimator is controlled from the main control console with the proportional joysticks or at the collimator front panel.
45	
46	d) Tube rotation manual of ± 180° electromechanical brake with mechanical stop every 90°
47	e) Angulations motorized of ± 40° (+/- 0.5°) all along the table, for specific projections.
48	Main control console (Table):
49	a) Touch key controls and joysticks with information displayed in integrated LCD screen,
50	Prep/x-ray switched integrated.
51	b) Controls located and grouped per function: numeric keypad, control of the TV chain,
52	tomography, motorized position, reset position. The numeric keypad from 5 to 8, it allows to
53	select the cassette support speed (fast to slow).
54	c) Joysticks control the SID, tube/column angulations, table tilting in continuous mode with soft
55	start and soft stop functions included. Tube/Column- cassette support movement, lateral
56	movement of the tabletop and collimator shutters have proportional joysticks.
57	Image Intensifier
58	a) Nominal entrance field size : 230 mm
59	b) Nominal output field size : 20 mm
60	c) Output windows thickness : 3.6 mm
61	d) Entrance windows material : Cesium

62	e) Output windows material : Phosphor (P 20)
63	f) Useful entrance field size : 9 inch; 6 inch; 4.5 inch
64	g) DQE at 59.5 kV (IEC standard) : 65%; 65%; 65%
65	h) Conversion factor (cd.m ⁻² /mR.s ⁻¹) : 240; 120; 60
66	CCD Camera
67	a) Matrix: 752 x 582 pixels
68	b) Standard scanning: Interline (progressive interlace), 625 lines, 100 Hz
74	Color LCD Monitor 2 nos.
75	a) Diagonal size: 19"
76	b) Optimum resolution: 1,280 x 1,024 pixels
77	c) Contrast: 550: 1
78	d) Brightness: 700 cd /m ²
79	e) Maximum bandwidth: 135 MHz
80	f) Vertical frequency from 50 to 85 Hz
81	g) Horizontal frequency from 30 to 92 kHz
87	d) Anode angle : 12°
88	e) Inherent filtration : 0.9 mm
89	f) Anode heat storage capacity : 400 kHU
90	g) Nominal high voltage : 150 kilovolts
91	h) Cable length : 14 m
92	i) High speed Starter : 9000 rpm
	Qualified / Disqualified


 Dr. Khan Muhammad Nargis
 Head of Department of Radiology
 M.B.S. M.C.P.S. F.C.P.S.
 Head of Department of Radiology
 M.B.S. M.C.P.S. F.C.P.S.
 Head of Department of Radiology
 M.B.S. M.C.P.S. F.C.P.S.
 Head of Department of Radiology
 M.B.S. M.C.P.S. F.C.P.S.


 Dr. Muhammad Harif Bhagwat
 Head of Department of Radiology
 M.B.S. M.C.P.S. F.C.P.S.
 Head of Department of Radiology
 M.B.S. M.C.P.S. F.C.P.S.
 Head of Department of Radiology
 M.B.S. M.C.P.S. F.C.P.S.


 Dr. Khan Muhammad Nargis
 Head of Department of Radiology
 M.B.S. M.C.P.S. F.C.P.S.
 Head of Department of Radiology
 M.B.S. M.C.P.S. F.C.P.S.
 Head of Department of Radiology
 M.B.S. M.C.P.S. F.C.P.S.

Peoples Medical College Hospital Nawabshah - Shaheed Benazirabad
 Technical Evaluation Of Bids-2017-2018
Item No: 35 X-RAY RADIOGRAPHY SYSTEM

S.No	Tender Specification As Per Tender		1
	Make / Model / Origin	USA/EUROPE/JAPAN/UK, FDA/CE/JIS OR EQUIVALENT	BIOS
	Certificate:		STEPHANIX/FRANCE
1	1. System combination		CE
2	a) 50 kW or more High frequency X-Ray Generator.		Y
3	b) 4 ways floating top table with fixed height		Y
4	c) Floor mounted tube column stand		Y
5	d) Manual collimator		Y
6	e) 200KHU X-ray tube		Y
7	f) Wall chest bucky stand		Y
8	g) Pair of HT cables 10m or more.		Y
9	A. X-Ray Generator		Y
10	a) High frequency, microprocessor control x-ray generator		Y
11	b) Frequency 20KHz or more.		Y
12	c) Radiographic kVp 40~150 kVp with in one kV step.		Y
13	d) Radiographic mA 10~600 mA or better.		Y
14	e) mAs range: 0.5~500 mAs		Y
15	f) Exposure time: 1 ms ~ 6s or more.		Y
16	g) kVp and mAs selection. 3 point kVp, mA & time selection.		Y
17	h) 400 or more Anatomical program.		Y
18	i) Three phase, 380-400V x-ray generator.		Y
19	B. 4 Ways Floating Top Table		Y
20	a) Electromagnetic brakes		Y
21	b) Longitudinal travel of table top: 900mm or more Lateral/transfer travel of table top:		Y
22	220mm or more.		Y
23	c) Longitudinal travel of bucky: 510mm or more		Y
24	d) Moving grid		Y
25	e) Grid ration 40 I/sec, 12:1		Y
26	C. Floor Mounted Tube Column Stand		Y

27	a) Tube support balancing System with counterweights and Electromagnetic brakes.	Y
28	b) Control panel with push button to control vertical, longitudinal and transverse travel.	Y
29	c) Rotation of tube – collimator assembly +/-180°	Y
30	d) Longitudinal travel 1450mm or more	Y
31	e) Vertical travel : 400-1900mm	Y
32	f) Later/transfer travel 300mm or better	Y
33	D. Manual Collimator	Y
34	a) Multi leaf Manual collimator.	Y
35	b) LED light indicator for alignment with bucky.	Y
36	E. X-Ray Tube	Y
37	a) Dual focus x-ray tube	Y
38	b) Small focus 0.6mm	Y
39	c) Large focus 1.2mm	Y
40	d) Rotating anode	Y
41	e) Maximum tube voltage 150kVP	Y
42	f) Anode heat storage capacity 200KHU	Y
43	F. Wall Chest Bucky Stand	Y
44	a) Chest bucky stand with the cassettes formats maximum up to 35x43cm	Y
45	b) Vertical travel 1500mm or better.	Y
46	c) Moving grid: 12:1 ratio.	Y
47	G. Pair of HT Cables 10m or more.	Y
	Qualified / Disqualified	QUALIFIED

Dr. Muhammad Hanif Dhanraji
 Additional Medical College Inspector
 Peoples Medical College Hospital
 Rawalpindi

Dr. Khan Muhammad Nareed
 Head of Department of Ophthalmology
 Peoples Medical College Hospital
 Rawalpindi

Peoples Medical College Hospital Nawabshah - Shaheed Benazirabad
 Technical Evaluation Of Bids-2017-2018
 Item No: 36 EEG Polygraphic Machine

S.No	Tender Specification As Per Tender USA/EUROPE/JAPAN/UK, FDA/CE/JIS OR EQUIVALENT	1		2
		LAB LINK ENTERPRISES	SIGMA/ NEUROWERK/GERMANY	PLATINUM CORPORATION
	Make / Model / Origin Certificate:		CE	MISTAR/EEG202/RUSSIA CE
1	Patient and Data Management	Y	Y	Y
2	Management of reported and unreported examinations for different users.	Y	Y	Y
3	Data base with patient and examination related information.	Y	Y	Y
4	Archive inspector (automatic invitation for archiving).	Y	Y	Y
5	Automatic archiving of reported examinations on selectable data volumes.	Y	Y	Y
6	Backup for programs and data bases.	Y	Y	Y
7	Interface for Practice and Hospital Management Systems (HL7).	Y	Y	Y
9	EEG/Polygraphy Recording Software	Y	Y	Y
10	EEG and Polygraphy 32 channels.	Y	Y	Y
11	Straightforward operating by picture symbols (mouse) or PC keyboard	Y	Y	Y
12	Optical, graphical and numerical presentation of impedance measurement, can be operated also at the headbox	Y	Y	Y
13	Measurement of impedance at any time, storing of all measured impedance values	Y	Y	Y
14	Multi-Window technology for simultaneous recording/reviewing	Y	Y	Y
15	Network wide presentation of a running record (on-line review)	Y	Y	Y
16	Definition of 20 event markers and an unlimited number of comments	Y	Y	Y
17	Possibility of infliction of a WAVE file to each marker	Y	Y	Y
18	Automatic marking of photic stimulation (programmable)	Y	Y	Y
19	Automatic marking of hyperventilation (programmable)	Y	Y	Y
20	Input of print marker for subsequent EEG printout	Y	Y	Y
21	Automatic stop of recording after a defined recording time and transmission of a network message	Y	Y	Y

22	Programmable Macro for EEG recording	Y	Y
23	Input of channel-specific comments	Y	Y
24	Design and presentation of an unlimited number of EEG montages	Y	Y
25	On-line setting of all recording parameters	Y	Y
27	EEG/Polygraphy Review Software	Y	Y
28	Unitary for EEG, digital videometry and long-term EEG	Y	Y
29	Straightforward operating by picture symbols (mouse) or PC keyboard	Y	Y
30	Design and presentation of an unlimited number of EEG montages and presentation parameters	Y	Y
31	Automatic switching of montages according to the recording montage	Y	Y
32	Searching for markers, events, notes and time	Y	Y
33	Input, shifting and editing of markers	Y	Y
34	Automatic paging with variable speed, scroll function	Y	Y
35	Presentation of date, time, start time and recording length	Y	Y
36	Integrated customized and macro-supported report template	Y	Y
37	Simultaneous paging in different records	Y	Y
38	Synchronous real time scrolling or paging of video EEG's, high speed or picture wise	Y	Y
39	Editable color of EEG and polygraphy traces	Y	Y
40	Automatic EEG measuring function for amplitude and dominant frequency	Y	Y
41	Zoom of EEG segments including measuring function for amplitude, frequency and time	Y	Y
42	Dynamic amplitude mapping of selectable EEG segments	Y	Y
43	Frequency analysis of selectable EEG segments	Y	Y
44	Frequency mapping of selectable EEG segments and frequency bands	Y	Y
45	Export for all numerical analysis results for extended statistical processing	Y	Y
46	Import/Export function for different EEG formats.	Y	Y
47	Export function for selectable EEG's including viewer software for EEG presentation and reviewing on each PC	Y	Y
48	Storing of all analysis segments for subsequent comparisons or re-analysis	Y	Y
49	Editor for long-term and video EEG's and storing of edited EEG and video clips.	Y	Y

50	Printout of selectable EEG segments, analysis segments and analysis results	Y	Y
51	Integration of foreign analysis software by means of EDF data transfer	Y	Y
52		Y	Y
53	EEG HEADBOX	Y	Y
54	Dynamic range: 0.5 μ V – 1 mV.	Y	Y
55	Polygraphic channels (EOG, ECG, RESP, EMG, POS, MIC).	Y	Y
56	Dynamic range polygraphic channels 0.8 μ V - 1.57 mV.	Y	Y
57	Input impedance: > 20 MW.	Y	Y
58	CMRR: > 100 dB.	Y	Y
59	Noise: < 2 μ V pp.	Y	Y
60	Lower cutoff frequency 0.2 Hz.	Y	Y
61	Upper cutoff frequency 300 Hz.	Y	Y
62	Sampling rate 2048/channel.	Y	Y
63	Sampling resolution 16 Bit (ADC).	Y	Y
64	Transmission rate (selectable) 128, 256, 512 Samples/s.	Y	Y
65	Transmission sensitivity (selectable) 30.5 nV/Bit (128 Samples), 61nV/Bit (256 Samples).	Y	Y
66	Transmission protocol TCP/IP, optically decoupled LAN adapter.	Y	Y
67	Transmission velocity 10 Mbit.	Y	Y
68	Power consumption < 1 W.	Y	Y
69	Integrated impedance measurement with LED display.	Y	Y
70	Mobile stand for EEG headbox.	Y	Y
71	LED PHOTIC STIMULATOR	Y	Y
72	Power supply: 12 V Power	Y	Y
73	Consumption: 50 VA	Y	Y
74	Trigger input Optic, 1 ms, TTL optional	Y	Y
75	Max. flash frequency: 60 Hz	Y	Y
76	Controlled by EEG recording software	Y	Y
77	User-defined stimulation programs Unlimited number of programs	Y	Y
78	Start/Pause/Stop of stimulation by function key	Y	Y
79	EEG video	Y	Y
80	Digital videometry monitoring.	Y	Y

81	Video: Digital synchronized recording (MPEG 1, 2 or 4 format) with zoom function during evaluation.		Y		Y
82	Camera: Daylight (color) or night camera (b/w) with integrated IR light, auto zoom, pant/tilt, remote control, mic, audio amplifier.		Y		Y
83	WORKSTATION		Y		Y
84	EEG/polygraphy recording, reviewing, archiving and data backup.		Y		Y
85	Hardware		Y		Y
86	Processor Min. 2 GHz or more		Y		Y
87	1 GB SD-RAM or more		Y		Y
88	Hard Disk 160 GB or more		Y		Y
89	Graphic board Onboard		Y		Y
90	Monitor 23" TFT or more		Y		Y
91	Network adapter transmission rate onboard, TP/B, 10/100 Mbit		Y		Y
92	Backup drive DVD/CD RW		Y		Y
93	OS WINDOWS 7 or better.		Y		Y
94	Keyboard, Mouse, Mousepad and Laser Printer.		Y		Y
95	ACCESSORIES:-		Y		Y
96	20 x EEG Gold Cup Electrode.		Y		Y
97	2 x Ear electrodes with cable.		Y		Y
98	2 x ECG electrodes with cable.		Y		Y
99	1 x Original Mobile Trolley.		Y		Y
			QUALIFIED		QUALIFIED

[Handwritten Signature]

Dr. Muhammad Hanif Bhanger
 Head of Department of QD
 Jinnah Medical College Hospital

[Handwritten Signature]
 Dr. KHAN MUHAMMAD NABIGOR
 Head of Department of QD
 Jinnah Medical College Hospital

Peoples Medical College Hospital Nawabshah - Shaheed Benazirabad
 Technical Evaluation Of Bids-2017-2018

Item No: 37 EMG MACHINE

S.No	Tender Specification As Per Tender USA/EUROPE/JAPAN/UK, FDA/CE/JIS OR EQUIVALENT	1		2	
		LAB LINK ENTERPRISES		PLATINUM CORPORATION	
	Make / Model / Origin	SIGMA/NEUROWERK /GERMANY		MISTAR/EMG603/RUSSIA	
	Certificate:	CE		CE	
1	EMG / NCS / EP:	Y		Y	
2	Pre-configured machine with accessories kit.	Y		Y	
3	PC based system with Windows operating system and inbuilt patient centric database.	Y		Y	
4	Latest EMG/NCS/EP acquisition and review software.	Y		Y	
5	Both predefined and user configurable test protocols.	Y		Y	
6	Flexible report generation.	Y		Y	
7	Software guidance for electrode positioning.	Y		Y	
8	Storage to EMG with full acquisition resolution.	Y		Y	
9	Archival recorded exams/reports CD/DVD.	Y		Y	
10	Printing of reports on heavy duty laser printer.	Y		Y	
11	Ether LAN connectivity.	Y		Y	
12	Export of the report into PDF	Y		Y	
13	NERVE CONDUCTION STUDY	Y		Y	
14	Motor Nerve Conduction Study	Y		Y	
15	Sensory Nerve Conduction Study	Y		Y	
16	Repetitive Stimulation	Y		Y	
17	F-wave	Y		Y	
18	H Reflex	Y		Y	
19	Blink Reflex	Y		Y	
20	Single Muscle Fiber Test	Y		Y	
21	SOMATOSENSORY EVOKED POTENTIAL	Y		Y	
22	SEP (Somatosensory Evoked Potential)	Y		Y	
23	SSEP (Short Latency SEP)	Y		Y	
24	VISUAL EVOKED POTENTIALS	Y		Y	

25	Stimulation type: Checkerboard, pattern flash, onset/offset, Picture stimulation, visual p300)	Y	Y
26	Pattern: Checkerboard, vertical and horizontal stripes, pictures; variable size	Y	Y
27	Stimulation field: Full, half, quarter field	Y	Y
28	Fixation point: different fixation points, colored bitmaps, variable position	Y	Y
29	Pattern color: black white, 16 grey steps	Y	Y
30	Monitor: 17" TFT monitor	Y	Y
31	LED goggle: left, right, both eyes stimulation	Y	Y
32	AUDITORY EVOKED POTENTIALS	Y	Y
33	Stimulation type: Klick, Klick-Klack, Tone pips of all relevant frequencies	Y	Y
34	Stimulation frequency: manual, 1 - 100/s in dependence of the examination	Y	Y
35	Sound pressure: 0 - 124 dB SPL, in 1 db steps	Y	Y
36	Stimulation duration: 50 μ s - 1 ms; in 50 μ s steps	Y	Y
37	Stimulation polarity: Condensation, rarefaction, alternating	Y	Y
38	Overlapping: White noise with adjustable intensity	Y	Y
39	Parameter setting: With keyboard, mouse and remote control.	Y	Y
40	ELECTRICAL STIMULATOR:	Y	Y
41	Numbers: 1 integrated electrical stimulator.	Y	Y
42	Stimulation current: 0 - 100 mA; in 1 mA steps	Y	Y
43	Stimulation duration: 50 μ s - 1 ms; in 50 μ s steps	Y	Y
44	Stimulation type: Single, Double, Train	Y	Y
45	Stimulation frequency: manual, 0.1 - 100/s in dependence of the examination program	Y	Y
46	Parameter setting: Keyboard, Mouse and Remote Control.	Y	Y
47	Display: Display of stimulation current, stimulation puls width and stimulation type on screen	Y	Y
48	AMPLIFIER	Y	Y
49	No. of channels : 4	Y	Y
50	Power requirement : 220V, 50Hz, and 22watt or better	Y	Y
51	Input impedance : >100 MOhm	Y	Y
52	CMRR : >100dB	Y	Y
53	AC interference Notch filter : 50 or 60 Hz	Y	Y

54	Noise level : <1 uV or better		Y	Y
55	Low-frequency limit : <8mHz		Y	Y
56	High-frequency limit : 20kHz		Y	Y
57	Skin electrode contact impedance check : 2, 5, 10, 20, 50 kΩ.		Y	Y
58	A/D converter : 24 bits or better		Y	Y
59	Constant Current Electrical Stimulator : Stim Current, 0- 100mA		Y	Y
60	Stim Voltage : 400V		Y	Y
61	Stim Duration : 50us – 1ms		Y	Y
62	Stim types : single, pair, train		Y	Y
63	AMPLIFIER:		Y	Y
64	Sampling rate : 50 kHz/channel		Y	Y
65	ADC : 24 bit		Y	Y
66	Resolution : 10 nV/d		Y	Y
67	Channel : 4		Y	Y
68	Max. Input voltage : 25 mV		Y	Y
69	Noise : < 1 μV pp @ 2 Hz–10 kHz, shorted input		Y	Y
70	Input impedance : > 110 Mohm		Y	Y
71	CMRR : > 110 dB		Y	Y
72	Lower cutoff frequency : 0.02 Hz - 1000 Hz in 15 steps		Y	Y
73	10, 20, 50, 100, 200, 500, 1000		Y	Y
74	Upper cutoff frequency : 20 Hz - 15 kHz in 11 steps		Y	Y
75	(20, 50, 100, 200, 500 Hz, 1, 2, 3, 5, 10, 15 kHz); 6 dB/Oktave		Y	Y
76	Notch filter : 50/60 Hz.		Y	Y
77	Temperature measurement : 20-40 °C, with temperature probe.		Y	Y
78	Impedance measurement : 0-100 kOhm @ 10 Hz in 0,1 kOhm steps		Y	Y
79	STANDARD ACCESSORIES:		Y	Y
80	Concentric needles electrode 20mm.		Y	Y
81	Concentric needles electrode 50mm.		Y	Y
82	Bi-polar needle electrode.		Y	Y
83	Extension cable for concentric needle electrode.		Y	Y
84	Extension cable for bi-polar needle electrode.		Y	Y
85	NCS extension cable.		Y	Y

Peoples Medical College Hospital Nawabshah - Shaheed Benazirabad
 Technical Evaluation Of Bids-2017-2018

Item No: 38 DOPPLER ULTRASOUND MACHINE WITH THREE PROBE

S.No	Tender Specification As Per Tender USA/EUROPE/JAPAN/UK, FDA/CE/JIS OR EQUIVALENT	1		2	
		KHALID CORPORATION	MEDEQUIPS	KHALID CORPORATION	MEDEQUIPS
	Make / Model / Origin	MY LAB SIX CRYSTALLINE	TOSHIBA/XARIO-100MX/JAPAN	MY LAB SIX CRYSTALLINE	TOSHIBA/XARIO-100MX/JAPAN
	Certificate:	NOT FOUND	FDA 510K, CE & MHLW	NOT FOUND	FDA 510K, CE & MHLW
1	1. Design & Features	NO BROCHURE FOUND		NO BROCHURE FOUND	
2	a) Trolley based Ultrasound color Doppler Machine	NO AUTHORITY LETTER FOUND		NO AUTHORITY LETTER FOUND	Y
3	b) 15" or more LCD/TFT Screen	MANUFACTURER NAME NOT MENTIONED.		MANUFACTURER NAME NOT MENTIONED.	Y
4	c) Four active probe sockets or more				Y
5	d) Standard connection ports:4 USB Ports, S-Video connection port, Video In/Out ports, VGA connection port, ECG leads port, Footswitch port				Y
6	e) 500GB or better Hard disk, CD/DVD ROM for data retrieval/transfer.				Y
7	f) Complete DICOM 3.0 compatibility.				Y
8	g) In built ECG Module as standard.				Y
9	h) Convex probe 2MHz to 6MHz or better				Y
10	i) Linear probe 5MHz to 12MHz or better				Y
11	j) TVS probe 5MHz to 13MHz or better				Y
12	k) Dynamic Range: 60dB – 300dB or better				Y
13	l) Scanning Depth: 25.9cm or better.				Y
14	m) Frame Rate in B-Mode: 800 fps or more.				Y
15	n) Cine memory: 1000 frames or more.				Y
16	2. Standard Imaging Modes				Y
17	a) Tissue Harmonic Imaging Mode.				Y
18	b) High Pulse Repetition Frequency technology.				Y
19	c) Multi-beam processing technology.				Y
20	d) M Mode and Anatomical M Mode.				Y
21	e) Auto Trace for PW Spectrum calculations.				Y
22	f) Frequency Compound Imaging.				Y
23	g) Advanced speckle and artifacts reduction technology.				Y
24	h) Advanced compression Elastography.				Y
25	i) Advanced 3D imaging.				Y
26	j) Biopsy guidance with multiple angle selection.				Y

27	k) B Mode, 2B Mode, 4B Mode.		Y
28	l) Color Flow Mode.		Y
29	m) Power Doppler Mode.		Y
30	n) Pulsed Wave Doppler.		Y
31	o) Continuous Wave Doppler.		Y
32	3. Measurement and Review software:		Y
33	a) Basic B mode, Basic M mode, Basic spectral Doppler (PW) mode, Color flow volume, Cardiology package, Vascular package, Pediatrics package, Urology package, MSK package, Abdomen package, Small parts package,		Y
34	b) Patient data management system.		Y
35	c) Review software for stored images and information of patients for reporting, printing and analyzing for later.		Y
		Qualified / Disqualified	QUALIFIED
		DISQUALIFIED	QUALIFIED

Dr. Khan Muhammad Hanif
 M.B.B.S, M.C.P.S., F.C.P.S.
 Head of Department of Ophthalmology
 Peoples Medical College, Faisalabad

Dr. Muhammad Hanif Thangwar
 Additional Medical Superintendent
 Peoples Medical College, Faisalabad

Dr. Khalid Akbar Sial
 M.B.B.S, M.C.P.S., F.C.P.S.
 Head of Department of Ophthalmology
 Peoples Medical College, Faisalabad

Peoples Medical College Hospital Nawabshah - Shaheed Benazirabad
Technical Evaluation Of Bids-2017-2018
Item No: 39 VIDEO LARYNGOSCOPE

S.No	Tender Specification As Per Tender	
	USA/EUROPE/JAPAN/UK, FDA/CE/JIS OR EQUIVALENT	1
	Make / Model / Origin	ALLMED SOLUTION KARLZ STORZ/GERMANY
	Certificate:	CE
	Specifications:	Y
1	- LCD display	Y
2	- Wide-angle view	Y
3	- Video-out capability	Y
4	- LED light	Y
5	- Atraumatic tip	Y
6	- Re-chargeable battery	Y
7	- Complete Accessories	Y
8		
	Qualified / Disqualified	QUALIFIED

Handwritten signature

Dr. Muhammad Hanif Dhanjwari
 Additional Medical Superintendent
 Peoples Medical College Hospital
 Nawabshah

Handwritten signature

DR. KHAN MUHAMMAD NAWAZ
 FRCR, FRCR, FRCR, FRCR, FRCR
 Head of Department of Otorhinolaryngology
 Peoples Medical College Hospital
 Nawabshah

Handwritten signature

PROF. DR. ALLI KHAN SHAIK
 Director of Pathology
 Peoples Medical College Hospital
 Nawabshah

Peoples Medical College Hospital Nawabshah - Shaheed Benazirabad
 Technical Evaluation Of Bids-2017-2018

Item No: 40 OPERATING MICROSCOPE FOR OPHTHALMOLOGY

S.No	Tender Specification As Per Tender	1
	USA/EUROPE/JAPAN/UK, FDA/CE/JIS OR EQUIVALENT	LATIF BROTHERS
	Make / Model / Origin	TAKAGI/OM-9/JAPAN
	Certificate:	JIS
1	- Motorized zoom type (zoom ratio 1:5)	Y
2	- Objective Lens F=200mm	Y
3	- Eyepieces: 10x (high-eyepoint& wide field)	Y
4	- Binoculars: Tilttable binocular tubes F=170mm	Y
5	- Total magnifications: 4.1x to 20.4x	Y
6	- Real fields of view: 49 to 9.8mm dia.	Y
7	- Focusing stroke: 30mm	Y
8	- X-Y movement stroke: ±25mm in each direction (with centering function)	Y
9	- Light source: LED	Y
10	- Field of illumination: 55mm dia.	Y
11	- Illumination control: 9 steps	Y
12	- Filters: Heat-absorbing, Blue correction filter, Yellow filter, Retinal protection	Y
	Qualified / Disqualified	QUALIFIED

[Handwritten signature]

Dr. Muhammed Hanif Dhangwar
 Additional Medical Superintendent
 Peoples Medical College Hospital

PROF. DR. KHAN MUHAMMAD NANGREJO
 M.B.S., M.C.P.S., F.C.P.S
 Head of Department of Ophthalmology
 P.O. Miran S.V., Nawabshah (S.B.A)

PROF. DR. ATIF NAWAB SHAH
 Director of Peoples Medical College Hospital
 Peoples Medical College Hospital
 Shaheed Benazirabad
 Sindh
 Pakistan

Peoples Medical College Hospital Nawabshah - Shaheed Benazirabad
Technical Evaluation Of Bids-2017-2018

Item No: 43 LARYNGOSCOPE

S.No	Tender Specification As Per Tender	1
	USA/EUROPE/JAPAN/UK, FDA/CE/JIS OR EQUIVALENT	ALLMED SOLUTION
	Make / Model / Origin	KARLZ STORZ/GERMANY
	Certificate:	CE
1	Incorporates fiber optic technology for better brightness and less distortion.	Y
2	High-quality stainless steel combined with consistent fine metal craft for better performance, safety and ease of use.	Y
3	Heat-free blade reduces risk of skin or tissue burn.	Y
4	Macintosh (curved) blades sizes 0 to 4	Y
5	Handle sizes: Large, medium	Y
	Qualified / Disqualified	QUALIFIED

[Signature]
Dr. Muhammad Amir Bhargava
 Additional Medical College Hospital
 Peoples Medical College Hospital

[Signature]
DR. DR. IRAN BAHAMAD MANGELI
 FRCO, FRCR, FRCR (S), FRCR (S), FRCR (S)
 Head of Department of Ophthalmology
 Peoples Medical College Hospital (S.A.)


[Signature]
DR. DR. IRAN BAHAMAD MANGELI
 FRCO, FRCR, FRCR (S), FRCR (S), FRCR (S)
 Head of Department of Ophthalmology
 Peoples Medical College Hospital (S.A.)

Peoples Medical College Hospital Nawabshah - Shaheed Benazirabad


Technical Evaluation Of Bids-2017-2018

Item No: 45 BINOCULAR MICROSCOPE

S.No	Tender Specification As Per Tender	1
	USA/EUROPE/JAPAN/UK, FDA/CE/JIS OR EQUIVALENT	POPULAR INTERNATIONAL HUMAN/HUMASCOPE /GERMANY
	Make / Model / Origin	CE
	Certificate:	Y
1	Slide type Binocular head with 45° inclined and 360° rotation.	Y
2	Wide-field eyepiece 18 and 13mm paired.	Y
3	Quadruple nose piece with built in click stopper .DIN achromatic objectives.	Y
4	Built-in mechanical stage 140mm x 140mm, moving range 50mm x 75mm, with specimen holder controlled by coaxial knobs at low position.	Y
5	Focusable condenser and diaphragm iris m filters and fileter holder.	Y
6	Built-in electrical illuminator with LED, High illumination (60000 hours life).	Y
7	Coaxial focusing system with built in tension adjustment and focus stopper.	Y
	Qualified / Disqualified	QUALIFIED



PROF. DR. RAFIQ AHMAD, CIVIL
 MEDICAL OFFICER, SRS
 DEPARTMENT OF PATHOLOGY, SRS
 PEOPLES MEDICAL COLLEGE HOSPITAL
 NAWABSHAH, SHAHED BENAZIR ABAD



DR. RAFIQ AHMAD, CIVIL
 MEDICAL OFFICER, SRS
 DEPARTMENT OF PATHOLOGY, SRS
 PEOPLES MEDICAL COLLEGE HOSPITAL
 NAWABSHAH, SHAHED BENAZIR ABAD





DR. RAFIQ AHMAD, CIVIL
 MEDICAL OFFICER, SRS
 DEPARTMENT OF PATHOLOGY, SRS
 PEOPLES MEDICAL COLLEGE HOSPITAL
 NAWABSHAH, SHAHED BENAZIR ABAD


Peoples Medical College Hospital Nawabshah - Shaheed Benazirabad
 Technical Evaluation Of Bids-2017-2018

Item No: 46 CENTRIFUGE MACHINE

S.No	Tender Specification As Per Tender		1
	Make / Model / Origin	USA/EUROPE/JAPAN/UK, FDA/CE/JIS OR EQUIVALENT	POPULAR INTERNATIONAL
	Certificate:		HUMAN/HUMAX 14K/GERMANY
1	Bench Top Centrifuge Machine 5000 RPM		CE
2	Brushless motor. Noiseless and vibration free.		Y
3	Relative centrifugal force (RCF) not less than 3,000 x g Digital control of Timing up to 60min.		Y
4	Digital microprocessor controlled.		Y
5	Digital display of speed, timing.		Y
7	Automatic imbalance indication with safety		Y
8	shut off.		Y
9	Rotor Imbalance detection.		Y
10	Lid safety interlock.		Y
11	Rotor, 24 tube holders capacity.		Y
12	ABS housing resistant against shock & chemicals.		Y
13	Accessories: two sets of 12 mm x 75mm and 12mm x 100mm tube holders for each tube size.		Y
26	Foil Key Board, 10 acceleration & deceleration rates.		Y
			QUALIFIED


 Dr. Muhammad Hanif Chohanwal
 Additional Medical Officer Hospital
 Peoples Medical College Hospital
 Nawabshah, District Hyderabad, Sindh
 Pakistan


 Prof. Dr. Khan Muhammad Nazeem
 M.S.B.S. M.C.E.S. F.C.P.S.
 Head of Department of Ophthalmology
 Peoples Medical College Hospital
 Nawabshah, District Hyderabad, Sindh
 Pakistan


 PEOPLES MEDICAL COLLEGE HOSPITAL
 HUMAN RESOURCE DEPARTMENT
 PEOPLES MEDICAL COLLEGE HOSPITAL
 NAWABSHAH, DISTRICT HYDERABAD, SINDH
 PAKISTAN

Peoples Medical College Hospital Nawabshah - Shaheed Benazirabad
Technical Evaluation Of Bids-2017-2018

Item No: 47 HOT AIR OVEN

S.No	Tender Specification As Per Tender	1
	USA/EUROPE/JAPAN/UK, FDA/CE/JIS OR EQUIVALENT	LAB LINK ENTERPRISES
	Make / Model / Origin	BINDER/BD34/GERMANY
	Certificate:	CE
1	Capacity : 34L.	Y
2	Microprocessor Control system with LED display.	Y
3	Temp control: PID.	Y
4	Digital Temp setting .	Y
5	Digital Temp readout.	Y
7	Air convection: Forced convection by fan.	Y
8	Temp uniformity $\pm 2.0^{\circ}\text{C}$ at 55°C .	Y
9	Temp stability $\pm 0.5^{\circ}\text{C}$ at 37°C .	Y
10	Temp: 50°C above ambient to 300°C .	Y
11	Over-temp alarm &shutout : Yes, 4°C to the set point.	Y
12	Timer : Digital, 99 hr. 59min. + HOLD.	Y
13	Temperature range : Digital, 99 hr. 59min.	Y
26	HOLD Standard accessory : 2 S/S mesh shelves, adjustable	Y
27	Adjustable Ventilation Slide.	Y
	Qualified / Disqualified	QUALIFIED

S.A.S

[Signature]

Prof. Dr. Khan Muhammad Mangroo
 M.B.B.S, M.C.P.S, F.C.P.S
 Head of Department of Ophthalmology
 Peoples Medical College Hospital
 Nawabshah (S.R.)

Dr. Mubammad Tariq Manger
 M.B.B.S, M.C.P.S, F.C.P.S
 Head of Department of Surgery
 Peoples Medical College Hospital
 Nawabshah (S.R.)

Prof. Dr. Farhan Ahmad Sami
 M.B.B.S, M.C.P.S, F.C.P.S
 Head of Department of Pathology
 Peoples Medical College Hospital
 Nawabshah (S.R.)

Prof. Dr. Farhan Ahmad Sami
 M.B.B.S, M.C.P.S, F.C.P.S
 Head of Department of Pathology
 Peoples Medical College Hospital
 Nawabshah (S.R.)

Peoples Medical College Hospital Nawabshah - Shaheed Benazirabad
 Technical Evaluation Of Bids-2017-2018

Item No: 49 ENDOSCOPE UNIT FOR UPPER AND LOWER G.I

S.No	Tender Specification As Per Tender	1	2	3
	USA/EUROPE/JAPAN/UK, FDA/CE/JIS OR EQUIVALENT	ALLMED SOLUTION	ENDO KARE	MEDILAND
	Make / Model / Origin	KARLZ STORZ/ ESTONIA	OLYMPUS JAPAN	PENTAX/ EG-2790K/JAPAN
	Certificate:	CE	CE	CE
1	Endoscope unit for upper & lower GI & sigmoid scopes	Y	Y	Y
2	Full high definition upper and lower and sigmoid scope video	Y	Y	Y
3	Endoscopy complete system	Y	Y	Y
4	High definition gastrointestinal video scope	Y	Y	Y
5	Waterproof one-touch connector, high performance HDTV compatible, close focus, slim design, NBI system facility compatible)	Y	Y	Y
6	Field of view 140°	Y	Y	Y
7	Direction of view Forward viewing	Y	Y	Y
8	Depth of field 2 to 100 mm	Y	Y	Y
9	Outer diameter 9.2 mm	Y	Y	N
10	Working length 1030mm	Y	Y	N
11	Total working length 1350mm	Y	Y	Y
12	Angulation range up 210°, down 90°, right 100°, left 100°	Y	Y	N
13	Inner diameter 2.8mm	Y	Y	N
14	Minimum visible distance 3.0 mm	Y	Y	N
15	High frequency cauterization treatment available	Y	Y	Y
16	High definition color video scope	Y	Y	Y
17	Waterproof one-touch connector, high performance HDTV compatible, closer focus, water jet, NBI system facility compatible)	Y	Y	Y
18	Variable stiffness	Y	Y	N
19	Field of view 140°	Y	Y	N
20	Direction of view Forward viewing	Y	Y	Y
21	Depth of field: 2 to 100mm	Y	Y	Y
22	Outer diameter 12.8 mm	Y	Y	Y
23	Working length 1680mm	Y	Y	Y

DEPT. OF MANAGEMENT
 P.M.S. & H. Q. S. B. S. P. S.

[Handwritten Signature]

MR. DR. KHAN MIRAN NAWABSHAH
 P.M.S. & H. Q. S. B. S. P. S.
 Head of Department of Hospital Management
 Peoples Medical College Hospital Nawabshah

[Handwritten Signature]

DEPT. OF MANAGEMENT
 P.M.S. & H. Q. S. B. S. P. S.

24	Total working length 2005mm	Y	Y	Y	Y
25	Angulation range up 180°, down 180°, right 160°, left 160°	Y	Y	Y	Y
26	Inner diameter 3.7mm	Y	Y	Y	Y
27	Minimum visible distance 5.0 mm	Y	Y	Y	Y
28	High frequency cauterization treatment	Y	Y	Y	Y
29	High definition sigmoidoscope video scope	Y	Y	Y	Y
30	Waterproof one-touch connector, high performance HDTV compatible, closer focus, water jet, NBI system facility compatible)	Y	Y	Y	Y
31	Variable stiffness	Y	Y	Y	Y
32	Field of view 140°	Y	Y	Y	Y
33	Direction of view Forward viewing	Y	Y	Y	Y
34	Depth of field 2 to 100 mm	Y	Y	Y	Y
35	Outer diameter 12.8 mm	Y	Y	Y	Y
36	Working length 13500mm	Y	Y	Y	Y
37	Total working length 1655mm	Y	Y	Y	Y
38	Angulation range up 180°, down 180°, right 160°, left 160°	Y	Y	Y	Y
39	Inner diameter 3.7mm	Y	Y	Y	Y
40	Minimum visible distance 5.0 mm	Y	Y	Y	Y
41	High - frequency cauterization treatment	Y	Y	Y	Y
42	Video scope system	Y	Y	Y	Y
43	Combination of HDTV and NBI with and LED light Source	Y	Y	Y	Y
44	Power supply voltage 100-240 V AC	Y	Y	Y	Y
45	Frequency 50/60 Hz	Y	Y	Y	Y
46	Rated input 200VA	Y	Y	Y	Y
47	Ratio 16:9 and 16:10 output	Y	Y	Y	Y
48	Analog HDTV signal output either RGB (1080 /601: NTSC)/ 1080/501: PAL) or YPbpr 1080 /601: NTSC)/1080/501: PAL) output selectable	Y	Y	Y	Y
49	Analog SDTV signal output VBS composite(480 /601: NTSC)/ 576/501: PAL) or Y/C 480 /601: NTSC) /576/501: PAL), and RGB 480 /601: NTSC) /576/501:)	Y	Y	Y	Y
50	PAL); Simultaneous outputs	Y	Y	Y	Y
51	Digital signal output HD-SDI (SMTPE 292M) SD-SDI (SMPTE 259M) DV, And DVI (WUXGA, 1080p or SXGA)	Y	Y	Y	Y
52		Y	Y	Y	Y

Peoples Medical College Hospital Nawabshah - Shaheed Benazirabad
 Technical Evaluation Of Bids-2017-2018

Item No: 50 COLPOSCOPE

S.No	Tender Specification As Per Tender	1
	USA/EUROPE/JAPAN/UK, FDA/CE/JIS OR EQUIVALENT	ENDO KARE
	Make / Model / Origin	OLYMPUS JAPAN
	Certificate:	CE
1	Beyond The Colposcope A Multi-Task Gyne-Imaging Center	Y
2	Specifications	Y
3	Operating Environment	Y
4	Air Temperature 10 – 40°C (50 – 104°F)	Y
5	Humidity 30 – 85 %	Y
6	Air Pressure 700 – 1060 hPa	Y
7	(0.7 – 1.1 kg/cm2, 10.2 – 15.4 psia)	Y
8	Size	Y
9	Dimensions 600 mm dia. (Pedestal Base) x 1400 mm (Overall Height)	Y
10	Eyepiece	Y
11	Magnification 10X	Y
12	Field Number 22	Y
13	Diopter Adjustment –5 – +5 m-1	Y
14	Zooming	Y
15	Drive System Manual drive by knob rotation	Y
16	Zoom Ratio 1:06:00 AM	Y
17	Focusing	Y
18	Focus System Adjustable focal length	Y
19	Drive System Manual drive by knob rotation	Y
20	Focus Adjustment Range 220 – 350 mm	Y
21	Illumination	Y
22	System Light guide	Y
23	Filter Detachable green filter	Y
24	Magnifications	Y
25	WD220: 3.7 – 23.4X	Y
26	WD300: 3.0 – 18.8X	Y
27	WD350: 2.7 – 16.9X	Y

28	Field Of View		Y
29	WD220: 58.5 – 9.3 mm		Y
30	WD300: 73.1 – 11.6 mm		Y
31	WD350: 82.4 – 13.1 mm		Y
32	Floor stand		Y
33	Support System Floorstand		Y
34	Balancing System Pantographic arm balancing using spring.		Y
35	Balance Adjustment Range 4.0 – 7.0 kg		Y
36	Balance Adjustment Handle adjusted		Y
37	Binocular Tube Tilt 10 degrees upward and 30 degrees downward		Y
38	relative to the horizontal observation optical axis.		Y
39	Vertical Arm Movement Range 300 mm		Y
40	Arm Rotation Range 270°		Y
41	Photography/		Y
42	TV Camera Connectable using a TV camera adapter (optional)		Y
43	Cinematography		Y
44	Digital Camera Connectable using a digital camera adapter (optional)		Y
45	STANDARD SET OF ACCESSORIES		Y
46	Zoom Microscope Body Zoom Microscope Body		Y
47	Balance Arm Balance Arm		Y
48	Horizontal Arm Horizontal Arm		Y
49	Stand Stand		Y
50	Floorstand Base Floorstand Base		Y
51	Small Tray Small Tray		Y
52	Light Guide Light Guide		Y
53	Halogen Light Source 150W Halogen Light Source 150W		Y
54	Video System		Y
55	Acompact and well-balanced high-resolution video		Y
56	system with high compatibility.		Y
57	Power Supply		Y
58	Voltage 100 to 240v AC		Y
59	Frequency 50/60 Hz: within Hz		Y
60	Dimensions (WxHxD) 295x69x376mm:312x80x410mm at		Y
61	maximum		Y

Peoples Medical College Hospital Nawabshah - Shaheed Benazirabad


Technical Evaluation Of Bids-2017-2018

Item No: 51 TRANSPORT VENTILATOR

S.No	Tender Specification As Per Tender USA/EUROPE/JAPAN/UK, FDA/CE/JIS OR EQUIVALENT	1		2		3	
		ELATE CC BIOMED/TV-100 /USA	CE	NOOR INTERNATIONAL HAMILTON/TI/ SWITZERLAND	CE	PLATINUM CORPORATION LEISTUNG/ PR- 4G/BRAZIL	
	Make / Model / Origin						
	Certificate:						
1	Adult / Pediatric:	Y	Y	Y	Y	Y	Y
2	VCV Assisted/Controlled	Y	Y	Y	Y	Y	Y
3	PCV Assisted/Controlled	Y	Y	Y	Y	Y	Y
4	PSV/CPAP	Y	Y	Y	Y	Y	Y
5	PRVC	Y	Y	Y	Y	Y	Y
6	SIMV (VCV) + PSV	Y	Y	Y	Y	Y	Y
7	SIMV (PCV) + PSV	Y	Y	Y	Y	Y	Y
8	Biphasic Pressure (APRV+PSV)	Y	Y	Y	Y	Y	Y
9	NIV (Leakage compensation in all ventilator modes)	Y	Y	Y	Y	Y	Y
10	Ventilation Backup:	Y	Y	Y	Y	Y	Y
11	VCV	Y	Y	Y	Y	Y	Y
12	PCV	Y	Y	Y	Y	Y	Y
13	Neonatal:	Y	Y	Y	Y	Y	Y
14	PCV Assisted/Controlled	Y	Y	Y	Y	Y	Y
15	PSV/CPAP	Y	Y	Y	Y	Y	Y
16	SIMV (PCV) + PSV	Y	Y	Y	Y	Y	Y
17	Continuous Flow	Y	Y	Y	Y	Y	Y
18	Nasal CPAP	Y	Y	Y	Y	Y	Y
19	Ventilation Backup:	Y	Y	Y	Y	Y	Y
20	PCV	Y	Y	Y	Y	Y	Y
21	Initial Setup:	Y	Y	Y	Y	Y	Y
22	Patient Selection	Y	Y	Y	Y	Y	Y
23	Gender Selection	Y	Y	Y	Y	Y	Y
24	Height Selection	Y	Y	Y	Y	Y	Y
25	Automatic Theoretical Weight Calculation	Y	Y	Y	Y	Y	Y

26	Ventilation Level per mL/kg		Y	Y	Y
27	Artificial Airway Type		Y	Y	Y
28	Humidification Type		Y	Y	Y
29	Circuit Compliance Measurement		Y	Y	Y
30	Last Patient Function		Y	Y	Y
31	Operational Visualization:		Y	Y	Y
32	Selection of the monitored		Y	Y	Y
33	Ventilation variables		Y	Y	Y
34	Battery Charge Indicator		Y	Y	Y
35	Pressure Bargraph		Y	Y	Y
36	Customizable selection of up to 5 simultaneous graphics (Adult and Pediatric):		Y	Y	Y
37	Pressure/Time		Y	Y	Y
38	Flow/Time		Y	Y	Y
39	Volume/Time		Y	Y	Y
40	Volume/Pressure Loop		Y	Y	Y
41	Flow/Volume Loop		Y	Y	Y
42	Pressure/Flow Loop		Y	Y	Y
43	Plethysmography		Y	Y	Y
44	ETCO ₂ /Time		Y	Y	Y
45	Customizable selection of up to 2 simultaneous graphics (Neonatal):		Y	Y	Y
46	Pressure/Time		Y	Y	Y
47	Flow/Time		Y	Y	Y
48	Pressure/Flow Loop		Y	Y	Y
49	Plethysmography		Y	Y	Y
50	ETCO ₂ /Time		Y	Y	Y
51	Monitored Parameters:		Y	Y	Y
52	Peak Pressure		Y	Y	Y
53	Plateau Pressure		Y	Y	Y
54	Mean Pressure		Y	Y	Y
55	Base Pressure (PEEP)		Y	Y	Y
56	Peak Inspiratory Flow		Y	Y	Y
57	Peak Expiratory Flow		Y	Y	Y
58	Expiratory Tidal Volume		Y	Y	Y

93	Tidal Volume	Y			
94	Minute Volume	Y	Y		
95	Expiratory Sensibility	Y	Y		Y
96	Controlled Pressure	Y	Y		Y
97	Support Pressure	Y	Y		Y
98	PEEP	Y	Y		Y
99	Sensibility:	Y	Y		Y
100	-Pressure/Flow	Y	Y		Y
101	Apnea Time	Y	Y		Y
102	Inspiratory Pause	Y	Y		Y
103	Sigh	Y	Y		Y
104	Auxiliary Functions:	Y	Y		Y
105	Oxygen 100%	Y	Y		Y
106	Manual Inspiratory Trigger	Y	Y		Y
107	Graphics Freeze	Y	Y		Y
108	Programmable:	Y	Y		Y
109	Max. Respiratory Frequency	Y	Y		Y
110	Max. Exhaled Minute Volume	Y	Y		Y
111	Min. Exhaled Minute Volume	Y	Y		Y
112	Max. Exhaled Tidal Volume	Y	Y		Y
113	Min. Exhaled Tidal Volume	Y	Y		Y
114	Maximum Pressure	Y	Y		Y
115	Minimum Pressure	Y	Y		Y
116	Apnea	Y	Y		Y
117	PEEP	Y	Y		Y
118	Automatic:	Y	Y		Y
119	Low Battery	Y	Y		Y
120	Power Failure	Y	Y		Y
121	Low O ₂ Pressure	Y	Y		Y
122	Interrupted Cycle	Y	Y		Y
123	Inverted I:E Rati	Y	Y		Y
	Qualified / Disqualified	QUALIFIED	QUALIFIED	QUALIFIED	QUALIFIED


PROF. DR. ALI AKBAR
 Head of Department of Respiratory Care, EGHS
 DEPARTMENT OF RESPIRATORY CARE, EGHS
 PEOPLES UNIVERSITY OF HEALTH SCIENCES, P.O. BOX 22003, HADRAMUT
 HAWESSEHAR, SHARIEF MEMORIAL ABBAD


KHAN MUHAMMAD NADEEM
 Head of Department of Operation
 Department of Operation
 Peoples University of Health Sciences, P.O. Box 22003, Hadramut
 Hawessehhar, Sharief Memorial Abbad

12/12/2021
 12/12/2021

Peoples Medical College Hospital Nawabshah - Shaheed Benazirabad
 Technical Evaluation Of Bids-2017-2018

Item No: 52 CARDIAC MONITORS

S.No	Tender Specification As Per Tender		1
	Make / Model / Origin	MEDEQUIPS	
	USA/EUROPE/JAPAN/UK, FDA/CE/JIS OR EQUIVALENT	NIHON/BSM3562-K/JAPAN	
	Certificate:	CE/JIS/MHLW	
1	SMART CABLE MODULE CABLE TECHNOLOGY:	Y	
2	For monitoring of patients Vital Signs.	Y	
3	Operating Features and Characteristics:	Y	
4	Non fade TFT color display	Y	
5	Electro-surgical interference suppression/protection	Y	
6	Defibrillator protection	Y	
7	Freeze and cascade facility	Y	
8	Waveform: 14or more.	Y	
9	Waveform trace speed: 25 to 50 mm/sec	Y	
10	Screen Size: min. 12" or more TFT/LCD color Touch Screen display	Y	
11	PARAMETERS:	Y	
12	ECG:	Y	
13	Numeric: heart rate	Y	
14	Waveform: 10 Wave forms minimum, real time and freeze ECG trace.	Y	
15	12 Lead ECG Interpretation with 10 Lead ECG Electrode.	Y	
16	Non-Invasive Blood Pressure (NIBP):	Y	
17	Method: Oscillometric principle	Y	
18	Numeric: Systolic, diastolic and mean pressures	Y	
19	Selectable auto inflate interval settings	Y	
20	Rising cuff / continuous pressure display	Y	
21	Temperature:	Y	
22	Numeric: Temperature selectable in oC / oF	Y	
23	Pulse Oximetry:	Y	
24	Numeric: 0-100% oxygen saturation measuring range.	Y	
25	Waveform: plethysmograph pulse with pulse strength indication.	Y	
26	Motion Tolerance Technology.	Y	
27	Spo2 Technology should be from the original/same manufacturer.	Y	

28	Arrhythmia Analysis:	Y
29	Arrhythmia analysis and ST analysis.	Y
30	Minimum 22 or more arrhythmia items in standard.	Y
31	Respiration:	Y
32	Breathe rate display and alarms.	Y
33	Sweep speed; 12.5 to 50 mm/sec.	Y
34	Other Features:	Y
35	Trend Data; 72 hours trend graphical and tabular.	Y
36	Alarms:	Y
37	High & low (settable) on all parameters	Y
38	Visual and audible indication of alarms.	Y
39	Apnea time 5-40s.	Y
40	HL7 GATEWAY CONNECTIVITY:	Y
41	Operating Requirements:	Y
42	AC 220V/50hz	Y
43	Built-in rechargeable battery for at least 1-2 hours AC power failure at full parameter.	Y
44	OFFERD MONITORS SHOULD HAVE CAPABILITY TO MEASURE ETCO2 MAIN STREAM, DUAL IBP, Cardiac Output Invasive and noninvasive, BIS, MULTIGAS UNIT, EEG (Upto 8 Channel) etc.	Y
45	TO BE QUOTED AS OPTIONAL:	Y
46	A. DUAL IBP	Y
47	B. BIS MONITORING (BISPECTRAL INDEX MONITORING)	Y
48	All allied accessories should be from original/same manufacturer.	Y
	Qualified / Disqualified	QUALIFIED

[Signature]

DR. Muhammad Hanif Khan
 Additional Medical Officer
 Jinnah Postgraduate Medical College Hospital
 Rawalpindi

PROF. DR. ALI AKBAR SYAL
 M.D., F.R.C.S., F.R.C.S.(S), F.R.C.S.(C)
 PROFESSOR & CHIEF OF DEPARTMENT
 OF OPHTHALMOLOGY, JINNAH POSTGRADUATE MEDICAL COLLEGE HOSPITAL
 RAHWALPINDI, PUNJAB, PAKISTAN

[Signature]

PROF. DR. KHAN MUHAMMAD NANGREJU
 M.B.S., M.C.P.S., F.C.P.S
 Head of Department of Ophthalmology
 Jinnah Postgraduate Medical College Hospital
 Rawalpindi

Peoples Medical College Hospital Nawabshah - Shaheed Benazirabad
 Technical Evaluation Of Bids-2017-2018

Item No: 53 INSTRUMENTS FOR VARIOUS DEPARTMENTS

S.No	Tender Specification As Per Tender	Quantity	1
	USA/EUROPE/JAPAN/UK, FDA/CE/JIS OR EQUIVALENT		LAB LINK ENTERPRISES
	Make / Model / Origin		
	Certificate:		
1	Air Drill	2	CHINA
2	Artry forceps artry forceps	4	CHINA
3	Bone Cutter	16	CHINA
4	Bone Cutter Double Action	2	CHINA
5	Bone elevator	6	CHINA
6	Bone files	8	CHINA
7	Bone Holding forceps Diff: Sizes (small, Medium and large)	2 each	CHINA
8	Bone Holding forceps larges	4	CHINA
9	Bone Holding forceps Medium	4	CHINA
10	Bone Holding forceps Small	4	CHINA
11	Bone Nibbler Double Action Diff: Sizes (small & large)	1 each	CHINA
12	Bone Nibbler Large	6	CHINA
13	Bone Nibbler Medium	6	CHINA
14	Bone Nibbler Small	6	CHINA
15	B'P Appratus stand	4 nos	
16	Brain Retractor system (Laila retractor)	1	
17	Butterfly probe	10 nos	
18	Cannulated Screw set	1	CHINA
19	Cassette (11 x4)		
	Cassette Fuji		
20	(14 x 17)		
	(10 x 12)		
	Cassette Fuji		

21	(14 x 17) (8 x 12)			
22	complan straight Elevator			
23	continues flow sheath	6		
24	Craniotome set	1		
25	Cryer Elevators Left & right	2		
26	Depth Gauge 3.5	6		
27	Depth Gauge 4.5	2	CHINA	
28	DHS /DCS set	2	CHINA	
29	Drill Bits 2.7, 3.2, 3.5, 4.5 mm	2	CHINA	
30	Drill Guide 3.5	2 each	CHINA	
31	Drill Guide 4.5	2	CHINA	
32	Drips rack	2	CHINA	
33	Drum for sterilization	1		
34	Electric Drill	5		
35	Electric Drill Machine	1	CHINA	
36	Ellis tissue forceps	2	CHINA	
37	Examination instruments	24 nos	CHINA	
38	Filling instruments	6 set	CHINA	
39	Flexible fiberoptic Bronchoscope forceps	6 set 1		
40	grasping forcep flexible for cystoscope	2 2		
	Bopsy forcep for cystoscope	2		
41	Gasping forcep for cystoscope			
42	Forceps for laparoscopy	2		
	Fundo scope	1		

43	General Set Instruments		2	
44	Glucometer		1	
45	Hamatology Analyzer 5 PART		1	MERCK
46	Hambeez Knife set		2	CHINA
47	Hammer		1	CHINA
48	Harmonic		2	CHINA
49	High speed Neurosurgical Drill (Most urgent)		1	CHINA
50	Hoffman Retractor large		4	CHINA
51	Hoffman Retractor Medium		4	CHINA
52	Hoffman Retractor small		4	CHINA
53	Hoffmann's bone retractor (Elevators) Size:(small and large)		2 each	CHINA
54	inner sheath		1	
55	Instrument trolley with cover		10 nos	
56	Interlocking set		2	CHINA
57	K Nail Extractor		4	CHINA
58	K Nail Remar Set		1	CHINA
59	Konica (8 x 10)			
60	Lab coli surgical set		1 nos	
61	Laminectomy set		2	
62	Semi Chemistry Analyzer		Micro lab 300	MERCK
63	Ligasure		1 piece	
64	Lower crown forceps		6	
65	lower root forceps		6	
66	Mayfield head clamp		1	
67	Mayo trolley's		10 nos	
68	Megil Forceps		4 nos	
69	Mesogun			
70	Mobile BP Apperatus		1	
71	Mosquito Artery St		50 nos	
72	Narrow Band UVB (For whole body)			

73	Narrow Band UVB (Hand held)		
74	NCS (Nerve conduction study) machine	1	
75	Needle holder ST 7	20 nos	
76	obturator	3	
77	Oscillating Saw	24	CHINA
78	Osteotome 6mm, 10mm	1 each	CHINA
79	Oxygen Alarm	1	
80	Oxygen Guage	7	
81	Patient trolley for endoscopy unit	4	
82	Periostal elevator	6	
83	Electrolyte Analyzer	1	HUMALYTE
84	Plate Holding Forceps Larges	4	CHINA
85	Plate Holding Forceps Medium	4	CHINA
86	Plate Holding Forceps Small	4	CHINA
87	Pneumatic tourniquet	1	
88	Reduction Forceps Pointed	1	
89	Resuscitation trolley	10	
90	scavanging system	1	
91	Scissors	2	
92	Screw Driver 3.5	6	
93	Screw Driver 4.5	6	
94	Set With monitor and trolley	1	
95	Small oxygen cylinder	5	
96	sponge holder	2	
97	Sponge holding FPST	20 nos	
98	SS Plauze	Range	
99	Stainless steel small bowl	20 nos	
100	Stapler Guns	1 piece	
101	Stapler Guns	1 piece	
102	Stature	4 nos	

103	Stethoscope		100 Nos	CA-MI
104	stone pumch			
105	surgical bowl big size		2	
106	Surgical scissor 6' Blunt tip		12 nos	
107	Suture cutting scissor		20 nos	
108	Tension Band Wire set		1	
109	T-Handle		4	
110	T-handle with auto chuck		1	CHINA
111	Tourniquet Set (Pneumatic)		4	CHINA
112	Tray large size		2	CHINA
113	Upper anterior Forceps		6	
114	Upper bynet forceps		6	
115	upper crown molar forceps left & right		6	
116	Vital Sign Monitors		20	HUNTLEIGH UK
117	upper universal premolar forceps		6	
118	UPS		Four UPS required	
119	Ureteroscope forceps		2	
	Grasping Flexible		2	
	Stone Dislodging			
	Forceps			
	Dormie Basket		2	
	Ureteric Dialator		2	
	with baloon		1	
	Ureteroscope		1	
	office 7.5 gradual		1	
	semi rigid		1	
120	flexible			
	Urethrotome			
	Uro-flowmetry machine (UDN)		1	
121	Vaccume cleaner machine		2	

124	weight machine scale		2	
125	Wire Cutter		6	
126	Wire Passer		2	
127	Wire plier		2	
128	working element		2	
129	Xenon light source with cable		1	
130	X-ray machine Cassette		2	
Qualified / Disqualified				QUALIFIED

[Handwritten signature]

Dr. Muhammad Hanif Qureshi
 Additional Medical College Headmaster
 F-11, M-1, S-1, W-1, J-1, K-1, L-1, M-1, N-1, O-1, P-1, Q-1, R-1, S-1, T-1, U-1, V-1, W-1, X-1, Y-1, Z-1

[Handwritten signature]

Dr. Muhammad Hanif Qureshi
 Additional Medical College Headmaster
 F-11, M-1, S-1, W-1, J-1, K-1, L-1, M-1, N-1, O-1, P-1, Q-1, R-1, S-1, T-1, U-1, V-1, W-1, X-1, Y-1, Z-1

[Handwritten signature]

Dr. Raza Raza
 Head of Department of Ophthalmology
 F-11, M-1, S-1, W-1, J-1, K-1, L-1, M-1, N-1, O-1, P-1, Q-1, R-1, S-1, T-1, U-1, V-1, W-1, X-1, Y-1, Z-1

Peoples Medical College Hospital Nawabshah - Shaheed Benazirabad
 Technical Evaluation Of Bids-2017-2018

Item No: 55 DESKTOP COMPUTER WITH LASER PRINTER

S.No	Tender Specification As Per Tender	1
	USA/EUROPE/JAPAN/UK, FDA/CE/JIS OR EQUIVALENT	
	Make / Model / Origin	
	Certificate:	
1	4TH GENERATION SYSTEM	
2	8 GB RAM	
3	1 TB HARDDISK	
4	PRINTER	
5	LASER COPY	
6	BUILT IN SCANNER	
7	BUILTIN PHOTO COPIER	
8	BUILTIN FAX MACHINE	
	Qualified / Disqualified	NO BIDDER PARTICIPATED

Dr. Khalid

DR. DR. KHAN MUHAMMAD NAWABSHAH
 M.B.B.S, M.C.P.S, F.C.P.S.
 Head of Department of Ophthalmology
 Peoples Medical College Hospital (P.M.C.H.S), Nawabshah (S.B.)

Dr. Muhammad Hanif Chaudhary
 Additional Medical College Registrar
 Peoples Medical College Hospital

Prof. Dr. Ali Akbar Qureshi
 M.D., M.B.B.S, M.C.P.S, F.C.P.S.
 Head of Department of Pathology
 Peoples Medical College Hospital
 Nawabshah, Shaheed Benazirabad

Peoples Medical College Hospital Nawabshah - Shaheed Benazirabad
 Technical Evaluation Of Bids-2017-2018

Item No: 56 VITRECTOMY (VENTURI BASE) MACHINE

S.No	Tender Specification As Per Tender	1
	USA/EUROPE/JAPAN/UK, FDA/CE/JIS OR EQUIVALENT	LAB LINK ENTERPRISES
	Make / Model / Origin	ALCON/ULTRAVIT/USA
	Certificate:	CE/FDA
1	VITRECTOMY (VENTURI BASE) MACHINE (Combine Procedure Vitrectomy + Advance Torsional / Traditional Phaco System) Includes embedded Green Laser 532nm	Y
2	PERFORMANCE SPECIFICATIONS	Y
3	VITRECTOMY:	Y
4	Modes: 3D, Momentary, PropVac, VitWet	Y
5	Sub Modes: Core, 50/50, Shave	Y
6	Cut Rate:	Y
7	UltraVit™ 5,000, 7,500 Probe: 001 to 7,500 cpm up to 10,000cpm	Y
8	PRESSURIZED INFUSION/IRRIGATION @SEA LEVEL:	Y
9	Range: 0 to 120 mmHg	Y
10	Accuracy: ±(2% of set point +5 mmHg)	Y
11	Flow Rate: 0 to 20 cc/min. for infusion (20 Ga)	Y
12	0 to 60 cc/min. for irrigation	Y
13	Set point Transient: 500 ms maximum	Y
14	IOP CONTROLLED INFUSION:	Y
15	Set point Range: 0-120 mmHg	Y
16	Repeatability: ± 2 mmHg	Y
17	Set point Response Time: <500 ms (20 Ga)	Y
18	Transient Disturbance	Y
19	Response Time: <500 ms ³	Y
20	Flow Range: 0-20 cc/min	Y
21	1 BSS Dual chamber mode.	Y
22	2 BSS medium, 20 gauge high flow Cannula, steady state condition at rated flow range	Y
23	3 Transient conditions from no flow state to 10cc/min	Y
24	ASPIRATION/SUCTION @SEA LEVEL:	Y
25	Standard & Reduced	Y
26	Pressure Range: 0-650 mmHg Vacuum	Y

27	Minimal Pressure Range: 0-600 mmHg Vacuum	Y
28	Pressure Accuracy: ± (2% of Set point +5 mmHg)	Y
29	Flow Range:	Y
30	Posterior Modalities: 0-20 cc/min	Y
31	Anterior Modalities: 0-60 cc/min	Y
32	Transient Response Time	Y
33	(Standard Pressure Range): From 0 to 400 mmHg @0 cc/min	Y
34	1090% Rise Time: 300 msec max	Y
35	9010% Fall Time: 300 msec max	Y
36	VACUUM @ SEA LEVEL:	Y
37	Vitrectomy: 0 to 650 mmHg	Y
38	Fragmentation: 0 to 650 mmHg	Y
39	Extrusion: 0 to 650 mmHg	Y
40	Extraction: 0 to 650 mmHg	Y
41	Irrigation/Aspiration: 0 to 650 mmHg	Y
42	Phacoemulsification: 0 to 650 mmHg	Y
43		Y
44	LOW PRESSURE AIR SOURCE (LPAS) @SEA LEVEL:	Y
45	Pressure Range: 0 – 120 mmHg at rated flow	Y
46	Pressure Accuracy: ±3% of set point +3 mmHg	Y
47	Flow Rate: 1.2 slpm minimum at 120 mmHg	Y
48	PERFORMANCE SPECIFICATIONS...continued	Y
49	DIATHERMY:	Y
50	Frequency: 1.5 MHz ± 10%.	Y
51	Proportional control.	Y
52	Wave shape: Sinusoidal	Y
53	Output power 10 Watts maximum at 100% setting	Y
54	with 75 ± 10% ohm non-inductive load	Y
55	Power range 0 100% of maximum output power	Y
56	ILLUMINATION:	Y
57	Light Output through	Y
58	20GA Fiber Probe: 0-200 hrs: 16 ± 6 lumens	Y
59	at 115% set point 1	Y
60	201400 hrs: 16 ± 6 lumens	Y

61	at 115% set point 1		Y
62	Light Output through		Y
63	23GA Fiber Probe: 0-200 hrs: 23 ± 13 lumens		Y
64	at 115% set point 1		Y
65	201400 hrs: 23 ± 13 lumens		Y
66	at 115% set point 1		Y
67	Light Output through		Y
68	25GA Fiber Probe: 0-200 hrs: 18 ± 8 lumens		Y
69	at 115% set point 1		Y
70	201400 hrs: 18 ± 8 lumens		Y
71	at 115% set point 1		Y
72	1 Based on a representative nominal UFR fiber.		Y
73	FRAGMENTATION:		Y
74	Sub Modes: Linear, Fixed, Momentary		Y
75	Tip Stroke @ 100%: 3.1 ± 0.5 mils at 100% power		Y
76	Resonant Frequency: 39.0 ± 1.9 KHz		Y
77	Pulse Rate Range: 0 – 100 pps		Y
78	SCISSORS:		Y
79	Sub Modes: Proportional, Multi-Cut		Y
80	Proportional Pressure: 0-50 psi @sea level		Y
81	Multi Cut Rate: single cut to 450 cpm		Y
82	PROPORTIONAL AND CONTINUOUS REFLUX @SEA LEVEL:		Y
83	Pressure Range: 0 to 120 mmHg		Y
84	Pressure Accuracy: ±(2% of Set point +5 mmHg)		Y
85	MICRO REFLUX:		Y
86	Pressure Range: 100 ± 50 mmHg1		Y
87	Volume: 15 ± 10 µL1		Y
88	1 measured with unoccluded 20 Ga UltraVit™ probe and aspiration tubing		Y
89	VISCOUS FLUID CONTROL:		Y
90	Sub modes: Inject, Extract		Y
91	Injection Pressure: 0 to 551.6 KPascal (0 to 80 psi)		Y
92	0 to 482.7 KPascal		Y
93	@ Reduced (0 to 70 psi)		Y
94	Extract Vacuum		Y

95	at Sea Level: 0 to 650 mmHg	Y
96	AUTO-GAS FILLING (AGF):	Y
97	Maximum Gas Pressure: 10 psig	Y
98	Fill Purity: 99.7% gas concentration	Y
99	following 3 purges & 1 fill	Y
100	AUTO-STOPCOCK:	Y
101	Response Time: 0.5 seconds minimum	Y
102	Pressure (liquid): 0-120 mmHg	Y
103	Rated Flow (Liquid): 20 cc/min	Y
104	Pressure (LPAS): 0-120 mmHG	Y
105	Rated Flow (LPAS): 1.2 slpm	Y
106	PHACOEMULSIFICATION:	Y
107	TORSIONAL / TRADITIONAL	Y
108	Sub modes: Burst, Pulsed, Continuous	Y
109	Tip Stroke @ 100%: 3.5 ± 0.5 mils	Y
110	Resonant Frequency: 34khz - 42Khz ± 10%.	Y
111	Pulse Rate Range: 0-100 pulses per second	Y
112	Burst Length: 2.5 sec - user adjustable	Y
113	Burst Pulse durations: 5 ms to 500 ms	Y
114	ANTERIOR VITRECTOMY:	Y
115	Sub modes: Wet, Dry	Y
116	Cut Rate: 0 to probe maximum	Y
117	GREEN LASER 532nm(optional):	Y
118	Treatment beam:	Y
119	Class: IV	Y
120	Power: 30 mW to 2 W (maximum)	Y
121	Wavelength: 532 nm	Y
122	Aiming beam:	Y
123	Class: II	Y
124	Power: less than 1 mW	Y
125	Wavelength: 635 nm ± 5 nm	Y
	Qualified / Disqualified	QUALIFIED

Dr. Muhammad Hanif Bhangwar
 Additional Medical Superintendent
 Peoples Medical College Hospital
 Rawalpindi

PROF. DR. ALI AKBAR SYAL
 M.B.S., M.C.P.S., F.C.P.S.
 PROFESSOR & CHAIRMAN
 DEPARTMENT OF OPHTHALMOLOGY
 PEOPLES MEDICAL COLLEGE HOSPITAL
 RAWALPINDI, PUNJAB, INDIA

Head of Department of Ophthalmology
 M.B.S., M.C.P.S., F.C.P.S.
 Dr. Muhammad Hanif Bhangwar
 Additional Medical Superintendent
 Peoples Medical College Hospital
 Rawalpindi

**Peoples Medical College Hospital Nawabshah - Shaheed Benazirabad
Technical Evaluation Of Furniture Bids-2017-2018**


Item No: 01 Revolving Stool SS Top

S.No	Tender Specification As Per Tender	1	2	3	4
		LAB LINK	KHALID CORP	PLATINUM	BASHSON
1	Revolving patient examination stool	Y	Y	Y	Y
2	Top made of moulded stainless steel sheet	Y	Y	Y	Y
3	Central 1 3/4" MS round pipe with screw mechanism	Y	Y	Y	Y
4	Legs made of 1" MS round pipe fitted together by 3/8" MS round pipe for stability and strength	Y	Y	Y	Y
5	Rubber boot on feet for floor grip	Y	Y	Y	Y
6	Electrostatic epoxy powder coated paint finish	Y	Y	Y	Y
	QUALIFIED/DISQUALIFIED	QUALIFIED	QUALIFIED	QUALIFIED	QUALIFIED




Dr. Muhammad Hanif Phanewar
Additional Medical College Superintendent

PROF. DR. ALI AKBAR SIVAL
M.B.B.S (D.M.D.C.H.H.C.F.S.I.S.C.S)
PROFESSOR & CHAIRMAN
DEPARTMENT OF PAEDIATRIC MEDICINE
PEOPLES UNIVERSITY OF MEDICAL & HEALTH SCIENCES HOSPITAL
NAWABSHAH, SHAHEED BENAZIR ABAD


PROF. DR. KHAN MUHAMMAD NANGRA
M.D.S., M.C.P.S., F.C.P.S.
Head of Department of Ophthalmology
P.U.M.H.S.W, Nawabshah (S.B.A)

**Peoples Medical College Hospital Nawabshah - Shaheed Benazirabad
Technical Evaluation Of Furniture Bids-2017-2018**

Item No: 02 Ward Screen, 3 Folds

S.No	Tender Specification As Per Tender	1	2	3	4
1	Dimensions: 96" x 61" (W x H)	LAB LINK	KHALID CORP	PLATINUM	BASHSON
2	Frame in three panels for screening patient properly	Y	Y	Y	Y
3	Made from 18SWG MS tubular pipe 1" diameter	Y	Y	Y	Y
4	Frames fixed together with ABS universal joints, easily movable	Y	Y	Y	Y
5	Polyester curtains fitted on steel pipe rods	Y	Y	Y	Y
6	Mobile on six imported 2" castors	Y	Y	Y	Y
7	Electrostatic epoxy powder coated steel finish	Y	Y	Y	Y
	QUALIFIED/DISQUALIFIED	QUALIFIED	QUALIFIED	QUALIFIED	QUALIFIED

[Handwritten Signature]

Dr. Muhammad Hanif Bhanjari
Additional Medical College Hospital

[Handwritten Signature]

PROF. DR ALI AKBAR SYAL
DEPARTMENT OF MEDICAL SCIENCES
PROFESSOR & CHAIRMAN
DEPARTMENT OF MEDICAL SCIENCES HOSPITAL
NAWABSHAH, SHAHED BENAZIR ABAD

[Handwritten Signature]
PROF. DR. KHAN MUHAMMAD NANGREJU
M.D.S., M.C.P.S., F.C.P.S.
Head of Department of Ophthalmology
P.M.H.S.W, Nawabshah (S.B.A)

Peoples Medical College Hospital Nawabshah - Shaheed Benazirabad
Technical Evaluation Of Furniture Bids-2017-2018
Item No: 03 Bed Side Cabinet

S.No	Tender Specification As Per Tender	1	2	3	4	5
		LAB LINK	KHALID CORP	MEDLINE	PLATINUM	BASHSON
1	Cabinet made of 1mm thick Galvanized steel sheet	Y	Y	Y	Y	Y
2	Top of PVC material with three sides raised edges					
3	Drawer 3" depth having sheet inbuilt handle with full extension ball bearing railing	Y	Y	Y	Y	Y
4	Cabinet door having sheet inbuilt handle and magnetic strip with firm grip	Y	Y	Y	Y	Y
5	Recessed shelf, removable	Y	Y	Y	Y	Y
6	Mobile on four imported 2" twin castors	Y	Y	Y	Y	Y
7	Electrostatic epoxy powder coated finish	Y	Y	Y	Y	Y
	QUALIFIED/DISQUALIFIED	QUALIFIED	QUALIFIED	QUALIFIED	QUALIFIED	QUALIFIED

M. H. H. H.
Dr. Mubhammad Hafiz Bhangyal
 Additional Medical College Hospital

[Signature]

PROFORMA
 DEPARTMENT OF OPTHALMOLOGY
 PEOPLES MEDICAL COLLEGE HOSPITAL
 SHAHEED BENAZIRABAD

[Signature]
Dr. Mubhammad Nawaz
 M.B.B.S., M.C.P.S., F.C.P.S.
 Head of Department of Ophthalmology
 Peoples Medical College Hospital, Nawabshah (S.B.A)

**Peoples Medical College Hospital Nawabshah - Shaheed Benazirabad
Technical Evaluation Of Furniture Bids-2017-2018**

Item No: 04 Over Bed Table

S.No	Tender Specification As Per Tender	1	2	3	4	5
1	Frame dimension 27" x 17"	LAB LINK	KHALID CORP	MEDLINE	PLATINUM	BASHSON
2	Stable frame made of 16SWG 1" x 2" MS tubular pipe	Y	Y	Y	Y	Y
3	Top of laminated melamine board 32" x 15" with sides dressed with PVC lining	Y	Y	Y	Y	Y
4	Telescopic height adjustment from 31" to 45" with tightening of screw knob	Y	Y	Y	Y	Y
5	Adjustable column of tubular stainless steel pipe	Y	Y	Y	Y	Y
6	Mobile on four imported 2" twin castors	Y	Y	Y	Y	Y
7	Electrostatic epoxy powder coated finish	Y	Y	Y	Y	Y
	QUALIFIED/DISQUALIFIED	QUALIFIED	QUALIFIED	QUALIFIED	QUALIFIED	QUALIFIED

[Handwritten Signature]
Muhammad Hanif Bangerwal
 Additional Medical Superintendent,
 Peoples Medical College Hospital, Nawabshah

[Handwritten Signature]
PROF. DR. ALI AKBAR SYAL
 M.B.B.S (D.O.), M.D. (DIPLOMA IN OPHTHALMOLOGY),
 PROFESSOR & CHIEF MEDICINE,
 DEPARTMENT OF MEDICAL SCIENCES,
 PEOPLES UNIVERSITY OF MEDICAL SCIENCES, NAWABSHAH

[Handwritten Signature]
Dr. M. J. Khan
 M.B.B.S, M.D. (DIPLOMA IN OPHTHALMOLOGY),
 M.C.C.P.S, M.F.S., F.C.C.P.S
 Head of Department of Ophthalmology,
 Peoples Medical College Hospital, Nawabshah

**Peoples Medical College Hospital Nawabshah - Shaheed Benazirabad
 Technical Evaluation Of Furniture Bids-2017-2018
 Item No: 05 Patient Attendant Bench**

S.No	Tender Specification As Per Tender	1	2	3	4
1	Dimensions: 72" x 24" x 16"	LAB LINK	KHALID CORP	MEDLINE	PLATINUM
2	Structure made from 16SWG MS pipe	Y	Y	Y	Y
3	Round MS pipe bows at both ends	Y	Y	Y	Y
4	Upholstered with high quality 1" foam and rexene	Y	Y	Y	Y
5	All legs base fitted with PVC plug for floor protection	Y	Y	Y	Y
6	Electrostatic epoxy powder coated paint finish	Y	Y	Y	Y
	QUALIFIED/DISQUALIFIED	QUALIFIED	QUALIFIED	QUALIFIED	QUALIFIED

[Handwritten Signature]
 Dr. Muhammad Hanif Chaharwal
 National Medical College Hospital
 Shaheed Benazir Bhutto Road, Nawabshah

[Handwritten Signature]


PROF. DR. ALLI AMRAN SYAM
 PROFESSOR & CHAIRMAN
 DEPARTMENT OF PAPER, PULP & WOOD TECHNOLOGY
 FEDERAL UNIVERSITY OF MEDICAL SCIENCES, DERA
 ISMAEL KHAN, SHAHED BENAZIR BHUTTO
 ROAD, NAWABSHAH


[Handwritten Signature]
 DR. HAFIZ MUHAMMAD NAWAZ
 M.B.S., M.C.P.S., F.C.P.S.
 Head of Department of Ophthalmology
 Peoples Medical College Hospital, Nawabshah (S.B.A.)

**Peoples Medical College Hospital Nawabshah - Shaheed Benazirabad
Technical Evaluation Of Furniture Bids-2017-2018**


Item No: 06 Drip Stand SS

S.No	Tender Specification As Per Tender	1	2	3	4
		LAB LINK	KHALID CORP	PLATINUM	BASHSON
1	Outer 16SWG stainless steel pipe	Y	Y	Y	Y
2	Stainless steel telescopic inner rod	Y	Y	Y	Y
3	Four Stainless steel hooks	Y	Y	Y	Y
4	Spring loaded for drop safety	Y	Y	Y	Y
5	Stainless Steel base mobile on 5 wheels	Y	Y	Y	Y
	QUALIFIED/DISQUALIFIED	QUALIFIED	QUALIFIED	QUALIFIED	QUALIFIED


Dr. N. Muhammad Hanif
 Additional Medical Officer
 Peoples Medical College Hospital Nawabshah



PROF. DR. ALI AKBAR SYAL
 F.A.S.S. (DENTISTRY)
PROFESSOR & CHAIRMAN
 DEPARTMENT OF PAEDIATRIC DENTISTRY
 PEOPLES UNIVERSITY OF MEDICAL & HEALTH SCIENCES HOSPITAL
 NAWABSHAH, SHAHJEEB BENAZIR ABAD


DR. M. KHAN
 M.D.S., M.S., F.C.P.S.
 Head of Department of Ophthalmology
 Peoples Medical College Hospital Nawabshah (S.B.A)

Peoples Medical College Hospital Nawabshah - Shaheed Benazirabad
Technical Evaluation Of Furniture Bids-2017-2018
Item No: 07 Hi-Low Stretcher Trolley

S.No	Tender Specification As Per Tender	1	2	3	4	5
		LAB LINK	KHALID CORP	MEDLINE	PLATINUM	BASHSON
1	Dimensions: 75" x 26"	Y	Y	Y	Y	Y
2	Frame made of 16SWG MS pipe	Y	Y	Y	Y	Y
3	Removable stretcher top with washable rexene cover and Velcro straps	Y	Y	Y	Y	Y
4	Removable pillow with stretcher top	Y	Y	Y	Y	Y
5	Height adjustment from 21: to 36" from floor using acme screw crank	Y	Y	Y	Y	Y
6	Rubber bumper on all sides for protection	Y	Y	Y	Y	Y
7	Utility basket in base trolley	Y	Y	Y	Y	Y
8	IV pole holder at diagonal end	Y	Y	Y	Y	Y
9	Patient safety side guards of stainless steel pipe which is slidable up and down	Y	Y	Y	Y	Y
10	Mobile on four 8" rubber castors (diagonal brakable)	Y	Y	Y	Y	Y
11	Electrostatic epoxy powder coated steel finish	Y	Y	Y	Y	Y
12	Or Equivalent	Y	Y	Y	Y	Y
13	Accessories:	Y	Y	Y	Y	Y
14	1) IV Transfusion Pole	Y	Y	Y	Y	Y
15	2) hooks with inner chromed steel pipe	Y	Y	Y	Y	Y
16	Height adjustment by tight screw	Y	Y	Y	Y	Y
17	Outer MS pipe epoxy powder coated	Y	Y	Y	Y	Y
	QUALIFIED/DISQUALIFIED	QUALIFIED	QUALIFIED	QUALIFIED	QUALIFIED	QUALIFIED

(Signature)
DR. KHAN WAHIDUDDIN NANGRANI
 M.D.S., M.C.C.P.S., F.C.P.S.
 Head of Department of Ophthalmology
 Peoples Medical College Hospital Nawabshah (S.B.)

(Signature)
Dr. Khalid Hafeez Bhanger
 Director General
 Government of Sindh
 Health Department

(Signature)
DR. ALI AKRAM SYAL
 M.D.S., M.C.C.P.S., F.C.P.S.
 Head of Department of Ophthalmology
 Peoples Medical College Hospital
 Nawabshah (S.B.)

**Peoples Medical College Hospital Nawabshah - Shaheed Benazirabad
Technical Evaluation Of Furniture Bids-2017-2018**

Item No: 08 Wheel Chair Fixed

S.No	Tender Specification As Per Tender	1	2	3	4
		LAB LINK	KHALID CORP	MEDLINE	PLATINUM
1	Dimensions: 32" x 28" x 20"	Y	Y	Y	Y
2	Main frame constructed from 16SWG MS round pipe	Y	Y	Y	Y
3	Seat and back upholstered with foam & rexene	Y	Y	Y	Y
4	Arm rest of plastic	Y	Y	Y	Y
5	Rear wheel of 8" non-swivel type	Y	Y	Y	Y
6	Front wheel of 5" swivel type	Y	Y	Y	Y
7	Rubber bumpers on chair sides	Y	Y	Y	Y
8	Holder for IV pole on one side	Y	Y	Y	Y
9	Utility basket underneath	Y	Y	Y	Y
10	Tilting paddles at back, push handle	Y	Y	Y	Y
11	Foldable foot rest of round stainless steel pipe	Y	Y	Y	Y
12	Electrostatic epoxy powder coated steel finish	Y	Y	Y	Y
	QUALIFIED/DISQUALIFIED	QUALIFIED	QUALIFIED	QUALIFIED	QUALIFIED

11
 Dr. Muhammad Nawabshah
 M.D., F.C.P.S., F.C.P.S.
 Head of Department of Ophthalmology
 Peoples Medical College Hospital Nawabshah (S.B.A)

[Handwritten Signature]
 Dr. Khalid Habib Khan
 Director, Peoples Medical College Hospital

[Handwritten Signature]
 Dr. Ali Akbar Syal
 Director, Peoples Medical College Hospital

Dr. Ali Akbar Syal
 Director, Peoples Medical College Hospital
 Peoples Medical College Hospital
 Peoples Medical College Hospital

Peoples Medical College Hospital Nawabshah - Shaheed Benazirabad
Technical Evaluation Of Furniture Bids-2017-2018

Item No: 09 Officer Table

S.No	Tender Specification As Per Tender	1	2	3
		LAB LINK	KHALID CORP	PLATINUM
1	Sheesham wood frame with lamination top in heavy duty finish	Y	Y	Y
2	Three drawers on one side with handles, locks and sliding on imported	Y	Y	Y
3	High quality matt finish wood lacquer polish in light oak veneer shade	Y	Y	Y
4	Dimensions: L 42" x W 24" x H 26"	Y	Y	Y
	QUALIFIED/DISQUALIFIED	QUALIFIED	QUALIFIED	QUALIFIED

[Signature]
Dr. Muzammil Hani Durrani
 Additional Medical College President
 Peoples Medical College Hospital

[Signature]

PROF. DR. ALI AZEEM SYAM
 Head of Department of Ophthalmology
 Peoples Medical College Hospital
 Nawabshah, Shaheed Benazirabad

[Signature]
Dr. Muzammil Hani Durrani
 Head of Department of Ophthalmology
 Peoples Medical College Hospital
 Nawabshah, Shaheed Benazirabad

**Peoples Medical College Hospital Nawabshah - Shaheed Benazirabad
Technical Evaluation Of Furniture Bids-2017-2018**

Item No: 10 Revolving Chair

S.No	Tender Specification As Per Tender	1	2	3
		LAB LINK	KHALID CORP	PLATINUM
1	Medium back with arm rests revolving chair	Y	Y	Y
2	Moulded P U Foam	Y	Y	Y
3	Seat: 20" x 18"	Y	Y	Y
4	Fabric upholstered seat & back cushions	Y	Y	Y
5	High quality gas spring lift for height adjustment	Y	Y	Y
6	Mobile on imported five legged wide nylon base with 2" twin d	Y	Y	Y
7	Preferably Master or Chairister			
	QUALIFIED/DISQUALIFIED	QUALIFIED	QUALIFIED	QUALIFIED

(Signature)

**Dr. Khairul Haq Dr. Amir
Additional Medical Officer/Member
Peoples Medical College Hospital**

(Signature)

**PROF. DR. AMAR SYAL
MAJ. (R) PAK ARMY
PROFESSOR OF MEDICAL RESEARCH
DEPARTMENT OF MEDICAL RESEARCH
UNIVERSITY OF SINDH, KARACHI**

(Signature)
**DR. KHAN SAHABUDDIN NANGRUA
M.B.B.S., M.D., P.S., F.C.P.S
Department of Ophthalmology
Peoples Medical College Hospital
Nawabshah (S.B.A)**

**Peoples Medical College Hospital Nawabshah - Shaheed Benazirabad
Technical Evaluation Of Furniture Bids-2017-2018**

Item No: 11 Office Visitor Chair

S.No	Tender Specification As Per Tender	1	2	3
		LAB LINK	KHALID CORP	PLATINUM
1	Made of high quality 'Tall' wood without cracks, knots and SAP wood	Y	Y	Y
2	Standard design with arm rests	Y	Y	Y
3	Back with three 3" strips	Y	Y	Y
4	Seat with Rexene or heavy duty fabric upholstery	Y	Y	Y
5	High quality matt finish wood lacquer polish in light oak veneer shade	Y	Y	Y
6	Dimensions: 22" x 20" x 36"	Y	Y	Y
	QUALIFIED/DISQUALIFIED	QUALIFIED	QUALIFIED	QUALIFIED

(Handwritten signature)

Muhammad Hanif Khan
National Medical College Hospital
Nawabshah, Shaheed Benazirabad

(Handwritten signature)
PROF. DR. ALI KAMRAN SM/21
DEPARTMENT OF SURGERY, NATIONAL MEDICAL COLLEGE HOSPITAL
NAWABSHAH, SHAHEED BENAZIR ABAD

(Handwritten signature)
M. A. S. M. Nawabshah (S.B.A.)
Department of Ophthalmology
National Medical College Hospital
Nawabshah, Shaheed Benazirabad

**Peoples Medical College Hospital Nawabshah - Shaheed Benazirabad
 Technical Evaluation Of Furniture Bids-2017-2018**

Item No: 12 Office File Cabinet

S.No	Tender Specification As Per Tender	1	2	3
		LAB LINK	KHALID CORP	PLATINUM
1	Dimensions: 53" x 18"	Y	Y	Y
2	Made of 20 SWG Galvanized steel sheet	Y	Y	Y
3	Three drawer with full extension ball bearing railings	Y	Y	Y
4	Single all drawer key-lock system	Y	Y	Y
5	High quality textured finish DECO paint	Y	Y	Y
	QUALIFIED/DISQUALIFIED	QUALIFIED	QUALIFIED	QUALIFIED

[Signature]
 Dr. Muhammad Hanif Khan
 Hospital Medical College, Nawabshah

[Signature]
 Dr. Muhammad Hanif Khan
 Hospital Medical College, Nawabshah

[Signature]
 Dr. Muhammad Hanif Khan
 Hospital Medical College, Nawabshah

[Signature]
 DR. KHAN WAHABUDDIN NAWAZ
 M.D., M.S., M.C.P.S., F.C.P.S.
 Head of Department of Ophthalmology
 Peoples Medical College, Nawabshah (S.B.A)

**Peoples Medical College Hospital Nawabshah - Shaheed Benazirabad
Technical Evaluation Of Furniture Bids-2017-2018**

Item No: 13 Steel Almira

S.No	Tender Specification As Per Tender	1	2	3
		LAB LINK	KHALID CORP	PLATINUM
1	Dimensions: 72" x 36" x 18"	Y	Y	Y
2	Made of 20 SWG Galvanized steel sheet	Y	Y	Y
3	Four shelves of steel sheet	Y	Y	Y
4	Double door with durable lock	Y	Y	Y
5	High quality textured finish DECO paint	Y	Y	Y
	QUALIFIED/DISQUALIFIED	QUALIFIED	QUALIFIED	QUALIFIED

[Handwritten Signature]

Dr. Muhammad Hanif Khan
Senior Lecturer
National Medical College Faisalabad

[Handwritten Signature]

PROF. DR. ALI AKBER SYAL
Senior Lecturer
National Medical College Faisalabad

[Handwritten Signature]
PROF. DR. KHAN MUHAMMAD NAWAZ
M.D.S., M.C.P.S., F.C.P.S.
Head of Department of Ophthalmology
P.M.H.S.M., Nawabshah (S.B.A.)

**Peoples Medical College Hospital Nawabshah - Shaheed Benazirabad
 Technical Evaluation Of Furniture Bids-2017-2018
 Item No: 14 Waiting Area Bench(Cold Rolled Steel)**

S.No	Tender Specification As Per Tender	1	2	3
		LAB LINK	KHALID CORP	PLATINUM
1	Dimensions: 70" x 26" x 31"	Y	Y	Y
2	Seat made of perforated cold-rolled steel sheet with powder coating finish	Y	Y	Y
3	Side frame, arms and legs of cold-rolled steel with surface chrome plating treatment	Y	Y	Y
4	Beam made of 3" x 1½" steel pipe, epoxy powder coated finish	Y	Y	Y
	QUALIFIED/DISQUALIFIED	QUALIFIED	QUALIFIED	QUALIFIED

(Signature)
 Dr. Muhammad Hafiz Chohan
 Additional Medical College Head
 Peoples Medical College Hospital

(Signature)
 Dr. Muhammad Hafiz Chohan
 Additional Medical College Head
 Peoples Medical College Hospital

(Signature)
 PROF. DR. KHAN RAJIBUDDIN NAJIB
 M.D.S., M.C.P.S., F.C.P.
 Head of Department of Ophthalmology
 Peoples Medical College Hospital, Nawabshah (S.B.)

**Peoples Medical College Hospital Nawabshah - Shaheed Benazirabad
Technical Evaluation Of Furniture Bids-2017-2018**

Item No: 15 Examination Couch

S.No	Tender Specification As Per Tender	1	2	3	4	5
		LAB LINK	KHALID CORP	MEDLINE	PLATINUM	BASHSON
1	Dimensions: 72" x 24" x 28"	Y	Y	Y	Y	Y
2	Body frame made up of 16SWG 1½" MS round pipe	Y	Y	Y	Y	Y
3	Welded base for stable operation	Y	Y	Y	Y	Y
4	Backrest adjustable, up 40° to 50° and down 10° to 15° with friction clutch lever	Y	Y	Y	Y	Y
5	Lying area in two parts upholstered with 2½" foam & rexene	Y	Y	Y	Y	Y
6	PVC boots on feet for grip and noiseless operation	Y	Y	Y	Y	Y
7	Electrostatic epoxy powder coated paint finish					
	QUALIFIED/DISQUALIFIED	QUALIFIED	QUALIFIED	QUALIFIED	QUALIFIED	QUALIFIED

[Signature]
 Dr. Muhammad Hanif Chaudhry
 Additional Medical Officer, Shaheed Benazirabad
 Peoples Medical College Hospital

[Signature]
 Dr. Muhammad Hanif Chaudhry
 Additional Medical Officer, Shaheed Benazirabad
 Peoples Medical College Hospital

[Signature]
 PROF. DR. KHAN SAJJAD KHAN
 M.D., D.S., M.C.S., F.C.P.
 Head of Department of Ophthalmology
 Peoples Medical College Hospital, Nawabshah (S.P.)

[Signature]
 Dr. Muhammad Hanif Chaudhry
 Additional Medical Officer, Shaheed Benazirabad
 Peoples Medical College Hospital

**Peoples Medical College Hospital Nawabshah - Shaheed Benazirabad
 Technical Evaluation Of Furniture Bids-2017-2018**

Item No: 17 SOFA SET

S.No	Tender Specification As Per Tender	1	2	3
		LAB LINK	KHALID CORP	PLATINUM
1	Frame made of seasoned 'Talli' wood	Y	Y	Y
2	Fabric or Rexene upholstered seat and back cushion	Y	Y	Y
3	Seat foam size of 22" x 22" x 4"	Y	Y	Y
4	Foam preferably of Master or Diamond	Y	Y	Y
	QUALIFIED/DISQUALIFIED	QUALIFIED	QUALIFIED	QUALIFIED

(Signature)
 Dr. Muhammad Hanif Rajwani
 Head of Department
 Peoples Medical College Hospital
 Nawabshah, Sindh

(Signature)

PROF. DR. ALLAKBAR SMAL
 Head of Department
 Peoples Medical College Hospital
 Nawabshah, Sindh

(Signature)
PROF. DR. KHAN MUHAMMAD NANGRIS
 M.D., B.S., M.C.P.S., F.C.P.
 Head of Department of Ophthalmology
 Peoples Medical College Hospital
 Nawabshah (S. D.A.)

**Peoples Medical College Hospital Nawabshah - Shaheed Benazirabad
 Technical Evaluation Of Furniture Bids-2017-2018**

Item No: 18 CENTRAL TABLE SET

S.No	Tender Specification As Per Tender	1	2	3
		LAB LINK	KHALID CORP	PLATINUM
1	Sheesham wood frame with high gloss laminated board top	Y	Y	Y
2	High quality matt finish wood lacquer polish in light oak ven	Y	Y	Y
	QUALIFIED/DISQUALIFIED	QUALIFIED	QUALIFIED	QUALIFIED

[Handwritten Signature]

Dr. Muhammad Hafeez Chaudhary
 Additional Medical College Hospital
 Nawabshah

[Handwritten Signature]

DR. DR. ALI AKBAR SWAL
 Head of Procurement
 PROFESSOR & CHAIRMAN
 DEPARTMENT OF PAEDIATRIC SURGERY
 HOSPITAL
 SHAHBAZ KHAN SWAHEED BENAZIR ABDAD

[Handwritten Signature]
 DR. DR. MUHAMMAD HAFEEZ
 M.D., M.S., M.C.P.S., F.C.P.S.
 Head of Department of Ophthalmology
 Peoples Medical College Hospital (S.B.)

**Peoples Medical College Hospital Nawabshah - Shaheed Benazirabad
Technical Evaluation Of Furniture Bids-2017-2018**

Item No: 19 FILE RACK

S.No	Tender Specification As Per Tender	1	2	3
		LAB LINK	KHALID CORP	PLATINUM
1	Stable front frame structure made of 20G MS.	Y	Y	Y
2	Central locking system.	Y	Y	Y
3	Anti-Tilt mechanism.	Y	Y	Y
4	Each drawer shall be suitable for legal size files and documents.	Y	Y	Y
5	Each drawer shall have 2 steel adjustable divider for hanging files.	Y	Y	Y
6	Standard drawer loading capacity 30-40Kg.	Y	Y	Y
7	Exterior finished with hammer color.			
	QUALIFIED/DISQUALIFIED	QUALIFIED	QUALIFIED	QUALIFIED

[Signature]

Dr. Muhammad Hanif Khan
Surgical Officer, Tender

[Signature]

PROF. DR. HAFSA SULTAN
Surgical Officer, Tender

[Signature]
Dr. Iqbal Ahmad Mirza
Surgical Officer, Tender

**OFFICE OF THE MEDICAL SUPERINTENDENT PMC HOSPITAL
NAWABSHAH-SHAHEED BENAZIRABAD**

NO: MS/SB-NWB/ /- DATED _____:2018.

CERTIFICATE


In accordance with SPPRA rule no. 48(SPPRA Rule 2010, amended 2013)


The bid price of below mentioned quoted items of M/s Medequips against tender for supply and installation of medical equipment/ instrument, machinery, furniture and other items for the year 2017-2018 in PMCH Nawabshah are equivalent to prevailing market price and quoted items are VALU FOR MONEY.


S.NO	NAME OF ITEMS	MANUFACTURER	RATE (F.O.R)
23	Echo Cardio Graphy Machine Doppler with 2 machines	Toshiba	Rs. 9,800,000.00
24	ICU Beds	Paramount	Rs. 465000.00
27	Fluoroscope C Arm	Toshiba	Rs. 11,400,000.00
38	Doppler ultrasound machine with 3 probe	Toshiba	Rs. 5,100,000.00
52	Cardiac Monitors	Nihon	Rs. 785,000.00

It is verified by the Procurement Committee that the quoted items was purchased in other Hospitals/Institutes with slight variation in prices due to market/currency fluctuation.

Hence the Procurement Committee recommended M/s Mediequips to award the Contract being single responsive bidder.


**Representative of
District Account officer
Shaheed Benazirabad
(Member)**


**Additional Medical Superintendent
P.M.C. Hospital Nawabshah
Shaheed Benazirabad
(Member)**


**Medical Superintendent
P.M.C. Hospital Nawabshah
Shaheed Benazirabad
(Chairman)**

**DR. MUHAMMAD ANJUM CHANDIO
Medical Superintendent
People's Health Center Hospital Nawabshah
Shaheed Benazirabad**

**Additional Medical Superintendent
P.M.C. Hospital Nawabshah
Shaheed Benazirabad**

**OFFICE OF THE MEDICAL SUPERINTENDENT PMC HOSPITAL
NAWABSHAH-SHAHEED BENAZIRABAD**

NO: MS/SB-NWB/ /- DATED _____:2018.

CERTIFICATE


In accordance with SPPRA rule no. 48(SPPRA Rule 2010, amended 2013)


The bid price of below mentioned quoted items of M/s Popular International against tender for supply and installation of medical equipment/ instrument, machinery, furniture and other items for the year 2017-2018 in PMCH Nawabshah are equivalent to prevailing market price and quoted items are VALU FOR MONEY.


S.NO	NAME OF ITEMS	MANUFACTURER	RATE (F.O.R)
45	Binocular Microscope	Human	Rs. 230,000.00
46	Centrifuge Machine	Human	Rs. 490,000.00


It is verified by the Procurement Committee that the quoted items was purchased in other Hospitals/Institutes with slight variation in prices due to market/currency fluctuation.

Hence the Procurement Committee recommended M/s Popular International to award the Contract being single responsive bidder.


Representative of
District Account officer
Shaheed Benazirabad
(Member)


Additional Medical Superintendent
P.M.C. Hospital Nawabshah
Shaheed Benazirabad
(Member)


Medical Superintendent
P.M.C. Hospital Nawabshah
Shaheed Benazirabad
(Chairman)


MEDICAL SUPERINTENDENT
P.M.C. HOSPITAL
NAWABSHAH
SHAHEED BENAZIRABAD

OFFICE OF THE MEDICAL SUPERINTENDENT PMC HOSPITAL
NAWABSHAH-SHAHEED BENAZIRABAD

NO: MS/SB-NWB/

/-

DATED _____:2018.

CERTIFICATE


In accordance with SPPRA rule no. 48(SPPRA Rule 2010, amended 2013)


The bid price of below mentioned quoted items of M/s Lab Link Enterprises against tender for supply and installation of medical equipment/ instrument, machinery, furniture and other items for the year 2017-2018 in PMCH Nawabshah are equivalent to prevailing market price and quoted items are VALU FOR MONEY.


S.NO	NAME OF ITEMS	MANUFACTURER	RATE (F.O.R)
47	Hot air oven	Binder	Rs. 265,000.00
56	Vitrectomy Machine	ALCON	Rs. 14,500,000.00

It is verified by the Procurement Committee that the quoted items was purchased in other Hospitals/Institutes with slight variation in prices due to market/currency fluctuation.

Hence the Procurement Committee recommended M/s Lab Link Enterprises to award the Contract being single responsive bidder.


Representative of
District Account officer
Shaheed Benazirabad
(Member)


Additional Medical Superintendent
P.M.C. Hospital Nawabshah
Shaheed Benazirabad
(Member)


Medical Superintendent
P.M.C. Hospital Nawabshah
Shaheed Benazirabad
(Chairman)

**OFFICE OF THE MEDICAL SUPERINTENDENT PMC HOSPITAL
NAWABSHAH-SHAHEED BENAZIRABAD**

NO: MS/SB-NWB/ /- DATED _____:2018.

CERTIFICATE

In accordance with SPPRA rule no. 48(SPPRA Rule 2010, amended 2013)

The bid price of below mentioned quoted items of M/s BIOS Karachi against tender for supply and installation of medical equipment/ instrument, machinery, furniture and other items for the year 2017-2018 in PMCH Nawabshah are equivalent to prevailing market price and quoted items are VALU FOR MONEY.

S.NO	NAME OF ITEMS	MANUFACTURER	RATE (F.O.R)
31	B/W Ultrasound Machine	Sonoscape	Rs. 595,000.00
35	X-Ray Radiography System	Stephanix	Rs. 5,610,000.00
44	Capnograph Side Stream	Infinium	Rs. 451,000.00

It is verified by the Procurement Committee that the quoted items was purchased in other Hospitals/Institutes with slight variation in prices due to market/currency fluctuation.


Hence the Procurement Committee recommended M/s BIOS Karachi to award the Contract being single responsive bidder.



**Representative of
District Account officer
Shaheed Benazirabad
(Member)**



**Additional Medical Superintendent
P.M.C. Hospital Nawabshah
Shaheed Benazirabad
(Member)**



**Medical Superintendent
P.M.C. Hospital Nawabshah
Shaheed Benazirabad**

**DR. M. J. ALI CHANDIO
Medical Superintendent
P.M.C. Hospital Nawabshah
Shaheed Benazirabad**

**OFFICE OF THE MEDICAL SUPERINTENDENT PMC HOSPITAL
NAWABSHAH-SHAHEED BENAZIRABAD**

NO: MS/SB-NWB/ /- DATED _____:2018.

CERTIFICATE


In accordance with SPPRA rule no. 48(SPPRA Rule 2010, amended 2013)


The bid price of below mentioned quoted items of M/s Allmed Solutions against tender for supply and installation of medical equipment/ instrument, machinery, furniture and other items for the year 2017-2018 in PMCH Nawabshah are equivalent to prevailing market price and quoted items are VALU FOR MONEY.


S.NO	NAME OF ITEMS	MANUFACTURER	RATE (F.O.R)
39	Video Laryngoscope	Karlz Storz	Rs. 3,821,600.00
43	Laryngoscope	Karlz Storz	Rs. 238,880.00

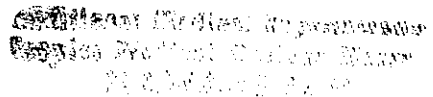
It is verified by the Procurement Committee that the quoted items was purchased in other Hospitals/Institutes with slight variation in prices due to market/currency fluctuation.

Hence the Procurement Committee recommended M/s Allmed Solutions to award the Contract being single responsive bidder.


Representative of
District Account officer
Shaheed Benazirabad
(Member)


Additional Medical Superintendent
P.M.C. Hospital Nawabshah
Shaheed Benazirabad
(Member)


Medical Superintendent
P.M.C. Hospital Nawabshah
Shaheed Benazirabad
(Chairman)


P.M.C. Hospital Nawabshah
Shaheed Benazirabad

**OFFICE OF THE MEDICAL SUPERINTENDENT PMC HOSPITAL
NAWABSHAH-SHAHEED BENAZIRABAD**

NO: MS/SB-NWB/ /- DATED _____:2018.

CERTIFICATE


In accordance with SPPRA rule no. 48(SPPRA Rule 2010, amended 2013)


The bid price of below mentioned quoted items of M/s Platinum Corporation against tender for supply and installation of medical equipment/ instrument, machinery, furniture and other items for the year 2017-2018 in PMCH Nawabshah are equivalent to prevailing market price and quoted items are VALU FOR MONEY.


S.NO	NAME OF ITEMS	MANUFACTURER	RATE (F.O.R)
01	ECG MACHINE 6	Progetti	Rs. 299,000.00
04	BiPEP Ventilator	RESMED	Rs. 1,670,000.00
08	Central Monitoring Station	Progetti	Rs. 1,650,000.00
28	Spirometer	Progetti	Rs. 1,135,000.00


It is verified by the Procurement Committee that the quoted items was purchased in other Hospitals/Institutes with slight variation in prices due to market/currency fluctuation.

Hence the Procurement Committee recommended M/s Platinum Corporation to award the Contract being single responsive bidder.


Representative of
District Account officer
Shaheed Benazirabad
(Member)


Additional Medical Superintendent
P.M.C. Hospital Nawabshah
Shaheed Benazirabad
(Member)


Medical Superintendent
P.M.C. Hospital Nawabshah
Shaheed Benazirabad
(Chairman)


DR. MUHAMMAD ALI CHANDIO
District Medical Superintendent
P.M.C. Hospital Nawabshah
Shaheed Benazirabad

**OFFICE OF THE MEDICAL SUPERINTENDENT PMC HOSPITAL
NAWABSHAH-SHAHEED BENAZIRABAD**

NO: MS/SB-NWB/

/-

DATED _____:2018.

CERTIFICATE

In accordance with SPPRA rule no. 48(SPPRA Rule 2010, amended 2013)

The bid price of below mentioned quoted items of M/s Latif Brothers against tender for supply and installation of medical equipment/ instrument, machinery, furniture and other items for the year 2017-2018 in PMCH Nawabshah are equivalent to prevailing market price and quoted items are VALU FOR MONEY.


S.NO	NAME OF ITEMS	MANUFACTURER	RATE (F.O.R)
40	Operating Microscope of Ophthalmology	Takagi	2,494,800.00

It is verified by the Procurement Committee that the quoted items was purchased in other Hospitals/Institutes with slight variation in prices due to market/currency fluctuation.

Hence the Procurement Committee recommended M/s Latif Brothers to award the Contract being single responsive bidder.




Representative of
District Account officer
Shaheed Benazirabad
(Member)



Additional Medical Superintendent
P.M.C. Hospital Nawabshah
Shaheed Benazirabad
(Member)



Medical Superintendent
P.M.C. Hospital Nawabshah
Shaheed Benazirabad
(Chairman)



OFFICE OF THE MEDICAL SUPERINTENDENT PMC HOSPITAL
NAWABSHAH-SHAHEED BENAZIRABAD

NO: MS/SB-NWB/ /- DATED _____:2018.

CERTIFICATE


In accordance with SPPRA rule no. 48(SPPRA Rule 2010, amended 2013)


The bid price of below mentioned quoted items of M/s ENDO KARE against tender for supply and installation of medical equipment/ instrument, machinery, furniture and other items for the year 2017-2018 in PMCH Nawabshah are equivalent to prevailing market price and quoted items are VALU FOR MONEY.


S.NO	NAME OF ITEMS	MANUFACTURER	RATE (F.O.R)
50	Colposcope	Olympus	Rs. 4,750,000.00


It is verified by the Procurement Committee that the quoted items was purchased in other Hospitals/Institutes with slight variation in prices due to market/currency fluctuation.


Hence the Procurement Committee recommended M/s ENDO KARE to award the Contract being single responsive bidder.


Representative of
District Account officer
Shaheed Benazirabad
(Member)


Additional Medical Superintendent
P.M.C. Hospital Nawabshah
Shaheed Benazirabad
(Member)


Medical Superintendent
P.M.C. Hospital Nawabshah
Shaheed Benazirabad
(Chairman)


P.M.C. Hospital Nawabshah
Shaheed Benazirabad


DR. ASHRAF
District Medical Superintendent
Nawabshah

OFFICE OF THE MEDICAL SUPERINTENDENT PMC HOSPITAL
NAWABSHAH-SHAHEED BENAZIRABAD

NO: MS/SB-NWB/ /- DATED _____:2018.

CERTIFICATE


In accordance with SPPRA rule no. 48(SPPRA Rule 2010, amended 2013)


The bid price of below mentioned quoted items of M/s Latif Brothers against tender for supply and installation of medical equipment/ instrument, machinery, furniture and other items for the year 2017-2018 in PMCH Nawabshah are equivalent to prevailing market price and quoted items are VALU FOR MONEY.


S.NO	NAME OF ITEMS	MANUFACTURER	RATE (F.O.R)
40	Operating Microscope of Ophthalmology	Takagi	2,494,800.00

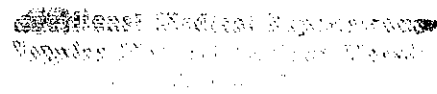
It is verified by the Procurement Committee that the quoted items was purchased in other Hospitals/Institutes with slight variation in prices due to market/currency fluctuation.


Hence the Procurement Committee recommended M/s Latif Brothers to award the Contract being single responsive bidder.


~~Representative of~~
District Account officer
Shaheed Benazirabad
(Member)


Additional Medical Superintendent
P.M.C. Hospital Nawabshah
Shaheed Benazirabad
(Member)


Medical Superintendent
P.M.C. Hospital Nawabshah
Shaheed Benazirabad
(Chairman)


Additional Medical Superintendent
P.M.C. Hospital Nawabshah
Shaheed Benazirabad


DR. MUHAMMAD...
Medical Superintendent
P.M.C. Hospital Nawabshah
Shaheed Benazirabad

OFFICE OF THE MEDICAL SUPERINTENDENT PMC HOSPITAL
NAWABSHAH-SHAHEED BENAZIRABAD

NO: MS/SB-NWB/

/-

DATED _____:2018.

CERTIFICATE


In accordance with SPPRA rule no. 48(SPPRA Rule 2010, amended 2013)


The bid price of below mentioned quoted items of M/s Platinum Corporation against tender for supply and installation of medical equipment/ instrument, machinery, furniture and other items for the year 2017-2018 in PMCH Nawabshah are equivalent to prevailing market price and quoted items are VALU FOR MONEY.


S.NO	NAME OF ITEMS	MANUFACTURER	RATE (F.O.R)
01	ECG MACHINE 6	Progetti	Rs. 299,000.00
04	BiPEP Ventilator	RESMED	Rs. 1,670,000.00
08	Central Monitoring Station	Progetti	Rs. 1,650,000.00
28	Spirometer	Progetti	Rs. 1,135,000.00

It is verified by the Procurement Committee that the quoted items was purchased in other Hospitals/Institutes with slight variation in prices due to market/currency fluctuation.

Hence the Procurement Committee recommended M/s Platinum Corporation to award the Contract being single responsive bidder.


Representative of
District Account officer
Shaheed Benazirabad
(Member)


Additional Medical Superintendent
P.M.C. Hospital Nawabshah
Shaheed Benazirabad
(Member)


Medical Superintendent
P.M.C. Hospital Nawabshah
Shaheed Benazirabad
(Chairman)

**OFFICE OF THE MEDICAL SUPERINTENDENT PMC HOSPITAL
NAWABSHAH-SHAHEED BENAZIRABAD**

NO: MS/SB-NWB/ /- DATED _____:2018.

CERTIFICATE


In accordance with SPPRA rule no. 48(SPPRA Rule 2010, amended 2013)


The bid price of below mentioned quoted items of M/s Allmed Solutions against tender for supply and installation of medical equipment/ instrument, machinery, furniture and other items for the year 2017-2018 in PMCH Nawabshah are equivalent to prevailing market price and quoted items are VALU FOR MONEY.


S.NO	NAME OF ITEMS	MANUFACTURER	RATE (F.O.R)
39	Video Laryngoscope	Karlz Storz	Rs. 3,821,600.00
43	Laryngoscope	Karlz Storz	Rs. 238,880.00

It is verified by the Procurement Committee that the quoted items was purchased in other Hospitals/Institutes with slight variation in prices due to market/currency fluctuation.

Hence the Procurement Committee recommended M/s Allmed Solutions to award the Contract being single responsive bidder.


Representative of
District Account officer
Shaheed Benazirabad
(Member)


Additional Medical Superintendent
P.M.C. Hospital Nawabshah
Shaheed Benazirabad
(Member)


Medical Superintendent
P.M.C. Hospital Nawabshah
Shaheed Benazirabad
(Chairman)

DR. SAHEED B. SHAHEED
Medical Superintendent
People's Medical College Hospital Nawabshah
Shaheed Benazirabad

OFFICE OF THE MEDICAL SUPERINTENDENT PMC HOSPITAL
NAWABSHAH-SHAHEED BENAZIRABAD

NO: MS/SB-NWB/ /- DATED _____:2018.

CERTIFICATE


In accordance with SPPRA rule no. 48(SPPRA Rule 2010, amended 2013)


The bid price of below mentioned quoted items of M/s BIOS Karachi against tender for supply and installation of medical equipment/ instrument, machinery, furniture and other items for the year 2017-2018 in PMCH Nawabshah are equivalent to prevailing market price and quoted items are VALU FOR MONEY.


S.NO	NAME OF ITEMS	MANUFACTURER	RATE (F.O.R)
31	B/W Ultrasound Machine	Sonoscape	Rs. 595,000.00
35	X-Ray Radiography System	Stephanix	Rs. 5,610,000.00
44	Capnograph Side Stream	Infinium	Rs. 451,000.00

It is verified by the Procurement Committee that the quoted items was purchased in other Hospitals/Institutes with slight variation in prices due to market/currency fluctuation.

Hence the Procurement Committee recommended M/s BIOS Karachi to award the Contract being single responsive bidder.


Representative of
District Account officer
Shaheed Benazirabad
(Member)


Additional Medical Superintendent
P.M.C. Hospital Nawabshah
Shaheed Benazirabad
(Member)


Medical Superintendent
P.M.C. Hospital Nawabshah
Shaheed Benazirabad
(Chairman)



**OFFICE OF THE MEDICAL SUPERINTENDENT PMC HOSPITAL
NAWABSHAH-SHAHEED BENAZIRABAD**

NO: MS/SB-NWB/ /- DATED _____:2018.

CERTIFICATE


In accordance with SPPRA rule no. 48(SPPRA Rule 2010, amended 2013)


The bid price of below mentioned quoted items of M/s Lab Link Enterprises against tender for supply and installation of medical equipment/ instrument, machinery, furniture and other items for the year 2017-2018 in PMCH Nawabshah are equivalent to prevailing market price and quoted items are VALU FOR MONEY.


S.NO	NAME OF ITEMS	MANUFACTURER	RATE (F.O.R)
47	Hot air oven	Binder	Rs. 265,000.00
56	Vitrectomy Machine	ALCON	Rs. 14,500,000.00

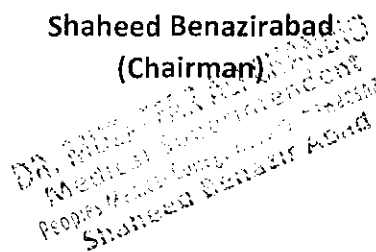
It is verified by the Procurement Committee that the quoted items was purchased in other Hospitals/Institutes with slight variation in prices due to market/currency fluctuation.

Hence the Procurement Committee recommended M/s Lab Link Enterprises to award the Contract being single responsive bidder.


Representative of
District Account officer
Shaheed Benazirabad
(Member)


Additional Medical Superintendent
P.M.C. Hospital Nawabshah
Shaheed Benazirabad
(Member)


Medical Superintendent
P.M.C. Hospital Nawabshah
Shaheed Benazirabad
(Chairman)


DA, P.M.C. Hospital Nawabshah
Medical Superintendent
Shaheed Benazirabad

OFFICE OF THE MEDICAL SUPERINTENDENT PMC HOSPITAL
NAWABSHAH-SHAHEED BENAZIRABAD

NO: MS/SB-NWB/ /- DATED _____:2018.

CERTIFICATE


In accordance with SPPRA rule no. 48(SPPRA Rule 2010, amended 2013)


The bid price of below mentioned quoted items of M/s Popular International against tender for supply and installation of medical equipment/ instrument, machinery, furniture and other items for the year 2017-2018 in PMCH Nawabshah are equivalent to prevailing market price and quoted items are VALU FOR MONEY.


S.NO	NAME OF ITEMS	MANUFACTURER	RATE (F.O.R)
45	Binocular Microscope	Human	Rs. 230,000.00
46	Centrifuge Machine	Human	Rs. 490,000.00


It is verified by the Procurement Committee that the quoted items was purchased in other Hospitals/Institutes with slight variation in prices due to market/currency fluctuation.

Hence the Procurement Committee recommended M/s Popular International to award the Contract being single responsive bidder.


Representative of
District Account officer
Shaheed Benazirabad
(Member)


Additional Medical Superintendent
P.M.C. Hospital Nawabshah
Shaheed Benazirabad
(Member)


Medical Superintendent
P.M.C. Hospital Nawabshah
Shaheed Benazirabad
(Chairman)


DR. MUZAFFAR ALI CHANDIO
Medical Superintendent
P.M.C. Hospital Nawabshah
Shaheed Benazirabad

**OFFICE OF THE MEDICAL SUPERINTENDENT PMC HOSPITAL
NAWABSHAH-SHAHEED BENAZIRABAD**

NO: MS/SB-NWB/ /- DATED _____:2018.

CERTIFICATE


In accordance with SPPRA rule no. 48(SPPRA Rule 2010, amended 2013)

The bid price of below mentioned quoted items of M/s Medequips against tender for supply and installation of medical equipment/ instrument, machinery, furniture and other items for the year 2017-2018 in PMCH Nawabshah are equivalent to prevailing market price and quoted items are VALU FOR MONEY.


S.NO	NAME OF ITEMS	MANUFACTURER	RATE (F.O.R)
23	Echo Cardio Graphy Machine Doppler with 2 machines	Toshiba	Rs. 9,800,000.00
24	ICU Beds	Paramount	Rs. 465000.00
27	Fluoroscope C Arm	Toshiba	Rs. 11,400,000.00
38	Doppler ultrasound machine with 3 probe	Toshiba	Rs. 5,100,000.00
52	Cardiac Monitors	Nihon	Rs. 785,000.00

It is verified by the Procurement Committee that the quoted items was purchased in other Hospitals/Institutes with slight variation in prices due to market/currency fluctuation.

Hence the Procurement Committee recommended M/s Mediequips to award the Contract being single responsive bidder.



**Representative of
District Account officer
Shaheed Benazirabad
(Member)**



**Additional Medical Superintendent
P.M.C. Hospital Nawabshah
Shaheed Benazirabad
(Member)**



Medical Superintendent

**P.M.C. Hospital Nawabshah
Shaheed Benazirabad
(Chairman)**

**People Medical Supply International
Shaheed Benazirabad**

**OFFICE OF THE MEDICAL SUPERINTENDENT PMC HOSPITAL
NAWABSHAH-SHAHEED BENAZIRABAD**

NO: MS/SB-NWB/ /- DATED _____:2018.

CERTIFICATE


In accordance with SPPRA rule no. 48(SPPRA Rule 2010, amended 2013)


The bid price of below mentioned quoted items of M/s ENDO KARE against tender for supply and installation of medical equipment/ instrument, machinery, furniture and other items for the year 2017-2018 in PMCH Nawabshah are equivalent to prevailing market price and quoted items are VALU FOR MONEY.

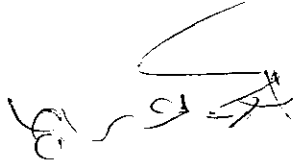
S.NO	NAME OF ITEMS	MANUFACTURER	RATE (F.O.R)
50	Colposcope	Olympus	Rs. 4,750,000.00

It is verified by the Procurement Committee that the quoted items was purchased in other Hospitals/Institutes with slight variation in prices due to market/currency fluctuation.

Hence the Procurement Committee recommended M/s ENDO KARE to award the Contract being single responsive bidder.


Representative of
District Account officer
Shaheed Benazirabad
(Member)


Additional Medical Superintendent
P.M.C. Hospital Nawabshah
Shaheed Benazirabad
(Member)








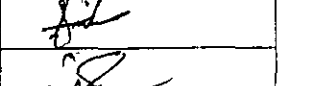




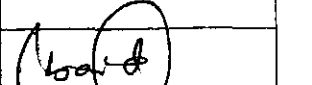




Medical Superintendent
P.M.C. Hospital Nawabshah
Shaheed Benazirabad
(Chairman)

ATTENDANCE SHEET

(TECHNICAL BIDS)

ATTENDANCE SHEET FOR OPENING OF TENDERS FOR MACHINERY AND EQUIPMENT,
OF P.M.C HOSPITAL NAWABSHAH SBA (FOR THE YEAR 2017-18)

THE FOLLOWING PARITIES/ REPRESENTATIVE OF COMPANES ARE ATTEND THE MEETING ON
26-03-2018 AT 12.30 PM AT PEOPLES MEDICAL COLLEGE HOSPITAL NAWABSHAH
SHAHEED BENAZIRABAD.

SR.NO.	NAME OF PARSON	NAME OF FIRM/COMPANY	CONTRACT NO.	SIGNATURE
1.	Abdullah	Platinum Corporation	03337118432	 ②
2.	Muzafar	Lablink	03040083357	 ②
3.	Abdul waheed	M/S Blos	03363725873	
4.	M. Junaid	M/S M.E'S	03344225518	
5.	Rao Pousal	M/S Medajew ^{SMC} PS	03334196661	
6.	Farazuddin Shaikh	Latif Brothers Instruments	0334-2638495	
7.	S. FARRUKH	MEDLINE TECHNOLOGIES	0302-8553608	
8.	Sunil Sharif	Standard Suppliers	0304-2416980	
9.	M. Jaleel	Mehal export	03522857686	
10.	Ameer Khan	Popular International	0322-9148807	
11.	Rasheed Ahmed	Endo-Kare	0821-8928179	
12.	Omar Bashir	Bashon Pharma Pvt Ltd	03013816541	
13.	Danish Nozair	ECA		
14.	Ubowal Shaukh	Universal Enterprises	03312663310	
15.	Dr. Abdul Qadir	Mediland Pakistan	0300-0450163	
16.	Naveed Qadir	Noor International	03463055926	
17.	Naveed Alam	Easa Bussis Group	03213082760	





R.NO.	NAME	NAME OF FIRM/BIDDER	CONTRACT NO.	SIGNATURE
18.	Fazillah	Verizon	0342-2488328 0336-3988022	
19.	Med Elee	Egyptian	092-214550280	
20.	Abdul Ala-Atiq	Allmed Solutions	03332753119	
21.	Lifun	Faraj ASod	03472008346	
22.	Zulfar	Radiant Medical	03339128955	
23.	Abdul Razzak	Pvt Ltd Rehman & Rehman	03332612389	
24.	M. Lareed	Hyd Howan Healthcare	03322842777	
25.				
26.				
27.				
28.				
29.				
30.				
31.				
32.				
33.				
34.				
35.				
36.				
37.				
38.				
39.				
40.				

ATTENDANCE SHEET

(TECHNICAL BIDS)

ATTENDANCE SHEET FOR OPENING OF TENDERS FOR FURNITURE AND FIXTURE,
OF P.M.C HOSPITAL NAWABSHAH SBA (FOR THE YEAR 2017-18)




THE FOLLOWING PARITIES/ REPRESENTATIVE OF COMPANES ARE ATTEND THE MEETING ON
26-03-2018 AT 12.30 PM AT PEOPLES MEDICAL COLLEGE HOSPITAL NAWABSHAH
SHAHEED BENAZIRABAD.

R.NO.	NAME OF PARSON	NAME OF FIRM/COMPANY	CONTRACT NO.	SIGNATURE
1.	Syed FARRUQH	MEDLINE TECHNOLOGIES	0302-8553608	
2.	M. Janggee	Kunalid Telephair	03 00 28 07 6 96	
3.	Danish Nazki	ELATE CC	0345-287302	
4.	Mahmood Arif	Mehran Tradar	0333-720561	
5.				
6.				
7.				
8.				
9.				
10.				
11.				
12.				
13.				
14.				
15.				
16.				
17.				

(TECHNICAL BIDS)


ATTENDANCE SHEET FOR OPENING OF TENDERS FOR FURNITURE & FIXTURE,
OF P.M.C HOSPITAL NAWABSHAH SBA (FOR THE YEAR 2017-18)

THE FOLLOWING OFFICERS/MEMBERS ARE ATTEND THE MEETING ON
26-03-2018` AT 12-30 PM OF PEOPLES MEDICAL COLLEGE HOSPITAL NAWABSHAH
SHAHEED BENAZIRABAD.

SR.NO.	NAME OF OFFICERS	DESIGNATION	SIGNATURE
1.	Dr. Muzaffar All Chandlo Medical Superintendent P.M.C .Hospital Benazirabad	Chairman	
2.	Dr. Shams Din Siyal Additional Medical Superintendent P.M.C .Hospital Benazirabad	Member	
3.	Mr. Habib-u-Rehman District Accounts Officer, Shaheed Benazirabad	Member	

ATTENDANCE SHEET FOR OPENING OF TENDERS FOR FURNITURE & FIXTURE,
OF P.M.C HOSPITAL NAWABSHAH SBA (FOR THE YEAR 2017-18)

THE FOLLOWING PARTIES/ REPRESENTATIVE OF COMPANIES ARE ATTEND THE MEETING ON
03-04-2018 AT 12.00 PM AT PEOPLES MEDICAL COLLEGE HOSPITAL NAWABSHAH
SHAHEED BENAZIRABAD.

.NO	NAME OF PARSON	NAME OF FIRM/COMPANY	CONTRACT NO.	SIGNATURE
1.	Syed FARRUCH Hussain	MEDLINE TECHNOLOGIES	0302-8553608	
2.				
3.				
4.				
5.				
6.				
7.				
8.				
9.				
10.				
11.				
12.				
13.				
14.				
15.				
16.				
17.				

ATTENDANCE SHEET FOR OPENING OF TENDERS FOR FURNITURE & FIXTURE,
OF P.M.C HOSPITAL NAWABSHAH SBA (FOR THE YEAR 2017-18)




THE FOLLOWING PARITIES/ REPRESENTATIVE OF COMPANES ARE ATTEND THE MEETING ON
03-04-2018 AT 12.00 PM AT PEOPLES MEDICAL COLLEGE HOSPITAL NAWABSHAH
SHAHEED BENAZIRABAD.

NO	NAME OF PARSON	NAME OF FIRM/COMPANY	CONTRACT NO.	SIGNATURE
1.				
2.				
3.				
4.				
5.				
6.				
7.				
8.				
9.				
10.				
11.				
12.				
13.				
14.				
15.				
16.				
17.				

(TECHNICAL BIDS)

ATTENDANCE SHEET FOR OPENING OF TENDERS FOR FURNITURE & FIXTURE,
OF P.M.C HOSPITAL NAWABSHAH SBA (FOR THE YEAR 2017-18)

THE FOLLOWING OFFICERS/MEMBERS ARE ATTEND THE MEETING ON
26-03-2018` AT 12-30 PM OF PEOPLES MEDICAL COLLEGE HOSPITAL NAWABSHAH
SHAHEED BENAZIRABAD.

SR.NO.	NAME OF OFFICERS	DESIGNATION	SIGNATURE
1.	Dr. Muzaffar Ali Chandio Medical Superintendent P.M.C .Hospital Benazirabad	Chairman	
2.	Dr. Shams Din Siyal Additional Medical Superintendent P.M.C .Hospital Benazirabad	Member	
3.	Mr. Habib-u-Rehman District Accounts Officer, Shaheed Benazirabad	Member	

ATTENDANCE SHEET FOR OPENING OF TENDERS FOR MACHINERY AND EQUIPMENT,
OF P.M.C HOSPITAL NAWABSHAH SBA (FOR THE YEAR 2017-18)




THE FOLLOWING PARITIES/ REPRESENTATIVE OF COMPANES ARE ATTEND THE MEETING ON
03-04-2018 AT 12.00 PM AT PEOPLES MEDICAL COLLEGE HOSPITAL NAWABSHAH
SHAHEED BENAZIRABAD.

S.NO	NAME OF PARSON	NAME OF FIRM/COMPANY	CONTRACT NO.	SIGNATURE
1.	✓ FARAZUDDIN SHAIKH	LATIF BROTHERS INSTRUMENTS	0334-2638495	
2.	⊗ Syed Farooq Hussain	MEDLINE TECHNOLOGIES	0302-8553608	⊗
3.	✓ M FAIZ ULLAH	VERIZON	0342-2438328 0336-3988022	
4.	✓ Rao Faizal	Medequips SMC	0333-4196661	
5.	✓ M.A. Sultan Med-Plus Corporation	Med-Plus Corp	0300 2290098	
6.	✓ Naveed Qadir	Noor-International	0346 3055926	
7.	✓ Muhammad Fawad	BIOS	0333 2724056	
8.	✓ Sunil Sharif	Standard Suppliers	0304-2416980	
9.	M. Jumeid	MBS (Medical Equip ments System)	03342622181	
10.	✓ Abul-Hasan Ali	Allmed Solutions	0333 2753119	
11.	✓ Abdullah	Platinum Corporation	0333 7118433	
12.	Adnan Faizal	Ease Parson Gm	0300-9372708	
13.				
14.				
15.				
16.				
17.				

(TECHNICAL BIDS)

ATTENDANCE SHEET FOR OPENING OF TENDERS FOR MACHINERY AND EQUIPMENT,
OF P.M.C HOSPITAL NAWABSHAH SBA (FOR THE YEAR 2017-18)



THE FOLLOWING OFFICERS/MEMBERS ARE ATTEND THE MEETING ON
26-03-2018` AT 12-30 PM OF PEOPLES MEDICAL COLLEGE HOSPITAL NAWABSHAH
SHAHEED BENAZIRABAD.

SR.NO.	NAME OF OFFICERS	DESIGNATION	SIGNATURE
1.	Dr. Muzaffar Ali Chandio Medical Superintendent P.M.C .Hospital Benazirabad	Chairman	
2.	Dr. Shams Din Siyal Additional Medical Superintendent P.M.C .Hospital Benazirabad	Member	
3.	Mr. Habib-u-Rehman District Accounts Officer, Shaheed Benazirabad	Member	

(TECHNICAL BIDS)

ATTENDANCE SHEET FOR OPENING OF TENDERS FOR MACHINERY AND EQUIPMENT,
OF P.M.C HOSPITAL NAWABSHAH SBA (FOR THE YEAR 2017-18)

THE FOLLOWING OFFICERS/MEMBERS ARE ATTEND THE MEETING ON
26-03-2018` AT 12-30 PM OF PEOPLES MEDICAL COLLEGE HOSPITAL NAWABSHAH
SHAHEED BENAZIRABAD.

SR.NO.	NAME OF OFFICERS	DESIGNATION	SIGNATURE
1.	Dr. Muzaffar Ali Chandio Medical Superintendent P.M.C .Hospital Benazirabad	Chairman	
2.	Dr. Shams Din Siyal Additional Medical Superintendent P.M.C .Hospital Benazirabad	Member	
3.	Mr. Habib-u-Rehman District Accounts Officer, Shaheed Benazirabad	Member	